


CABLE GLANDS AND CABLE PROTECTION SYSTEMS





HUMMEL



SMART & RELIABLE CONNECTIONS

HUMMEL AG

HUMMEL AG stands for reliability and soundness. That makes the medium-sized family-owned company in its third generation, future-proof and calculable for its business partners. Reliability and top quality also characterise the products. Customers value HUMMEL AG as an innovative producer of high-quality electromechanical components and customised products.

With in-house development, in-house production and in-house assembly, the company has an remarkable production depth. As a renowned manufacturer of cable glands, connectors, special customised parts and heating accessories, HUMMEL is equally specialised in plastic machining and metalworking.

Apart from its headquarters in Denzlingen in southern Baden, HUMMEL has production locations in Waldkirch, in France, China, Italy, Brazil and India. There are HUMMEL branches in Scandinavia, England, Russia, Poland and Korea. It also has a worldwide network with sales partners.

HUMMEL cable glands are premium segment products. The choice is enormous, the quality is outstanding. The cable glands made of plastic, brass or stainless steel have been put to the test for many years, function very reliably and have all relevant approvals. HUMMEL is a certified manufacturer of components for which particular explosion protection is specified and which are used in particularly rough environments.

Table of contents

	Legend	6			DIN cable glands	77
	Legend and list of abbreviations	6			DIN 46320 plastic	78
					DIN 46320 metal	79
					DIN 46320 Z	80
					DIN 46320 SE	81
					DIN 46320 ZSE	82
	Plastic cable glands	9				
	HSK-K	11				
	HSK-K-Multi	16				
	HSK-K-Flaka	17				
	HSK-K-PVDF	18				
	HSK-K-Flex	20				
	HSK-W	22				
	HSK-W-Flex	24				
	HSK-KE	25				
	HSK-KR	26				
	Metal cable glands	27				
	HSK-M	29				
	HSK-M-PVDF	32				
	HSK-M-Multi	35				
	HSK-M-Flaka	36				
	HSK-M-Flex	37				
	HSK-M-W	39				
	HSK-MZ	40				
	HSK-MZ-PVDF	42				
	HSK-Mini	43				
	HSK-Mini-INOX	45				
	HSK-XL	46				
	HSK-INOX	47				
	HSK-INOX-PVDF	49				
	WADI-A-FKM	51				
	EMC cable glands	53				
	HSK-M-EMC-D	55				
	METRICA-M-EMC-E	57				
	HSK-M-EMC	58				
	HSK-M-PVDF-EMC	61				
	HSK-M-Flex-EMC	62				
	HSK-MZ-EMC	64				
	HSK-Mini-EMC	66				
	HSK-INOX-EMC	67				
	Cable glands for special applications	69				
	VariaPro Rail	71				
	VariaPro Temp	72				
	VariaPro FKM	73				
	HSK-INOX-HD	74				
	HSK-INOX-HD-Pro	75				
					Accessories	83
					Locknuts	84
					Plugs	89
					Reducers	100
					Adapters	112
					Angles	116
					Inserts	121
					O-rings & seal rings	123
					Others	126
	Ex cable glands	129				
	HSK-K-Ex-Active	132				
	HSK-K-Multi-Ex-Active	134				
	HSK-K-Flaka-Ex-Active	135				
	HSK-K-MZ-Ex	136				
	HSK-M-Ex	137				
	HSK-M-PVDF-Ex	142				
	HSK-M-Multi-Ex	145				
	HSK-M-Flaka-Ex	146				
	HSK-MZ-Ex	147				
	HSK-MZ-PVDF-Ex	148				
	HSK-INOX-Ex	149				
	HSK-INOX-PVDF-Ex	150				
	HSK-M-Ex d	151				
	HSK-M-PVDF-Ex d	153				
	HSK-MZ-Ex d	154				
	HSK-INOX-Ex d	155				
	HSK-INOX-PVDF-Ex d	156				
	EMC-Ex e cable glands	157				
	HSK-M-EMC-D-Ex	158				
	HSK-M-EMC-Ex	159				
	HSK-M-EMC-PVDF-Ex	162				
	HSK-MZ-EMC-Ex	163				
	HSK-MZ-EMC-PVDF-Ex	164				
	HSK-INOX-EMC-Ex	165				
	Ex Accessories	167				
	Plugs Ex	168				
	Reducers Ex	185				



EXIOS cable glands for "Hazardous Areas" 193

EXIOS Standard	194
EXIOS MZ	197
EXIOS Barrier	199
EXIOS A2F	202
EXIOS Accessories	205



Cable protection systems 209

Plastic conduits	210
Plastic fittings	212
Metal conduits	221
Metal fittings	226

Index 231

alphabetical	231
numeric	233

Technical information 234

Thread dimensions	234
-------------------	-----

HUMMEL International 235

LEGEND

Installation instructions

Multiple seal insert: The cable diameter may be 20 % less than the drill diameter, however, maximum 1 mm less than the hole diameter.

Ribbon cable seal insert: The cable used may be less than the clamping range specified by the manufacturer by maximum 1 mm in length and maximum 1 mm in width. The geometries of the cable and the hole pattern must match (half-round or straight at the sides).

Fire protection classes according to UL94

V0: self-extinguishing after 10 seconds at the latest, burning droplets are not permitted, afterglow for maximum 30 seconds

V1: self-extinguishing after 30 seconds at the latest, burning droplets are not permitted, afterglow for maximum 60 seconds

V2: self-extinguishing after 30 seconds at the latest, burning droplets are permitted

Abbreviations used

CR	Chlorinated rubber
FKM	Fluorinated rubber
Ms	Brass
NBR	Acrylonitrile butadiene rubber
PA	Polyamide
PE	Polyethylene
PP	Polypropylene
PVC	Polyvinylchlorid
PVDF	Polyvinylidene fluoride
VMQ	Silicone

Note on the storage of items with elastomer components

// Storage protected from light

// Protection against ozone exposure

// Storage at room temperature

// Protection against moisture

For further information see DIN 7716

Norms



Railway Fire protection on railway vehicles according to EN 45545



Chemicals Resistant to acids and chemicals



EMC Cable glands with EMC protection (electromagnetic compatibility)



Ex d/ Ex e Explosion protection Ex d (flameproof enclosure) and Ex e (increased safety)



Leadfree Cable glands made of lead-free brass






RoHS Restrictions of Hazardous Substances: EU Directive on the use of hazardous substances



Temperature Temperature range from -60°C to $+200^{\circ}\text{C}$

Abbreviations and techn. features

A [mm]	Linear dimension A in mm
A1 [mm]	Clamping range 1
A2 [mm]	Clamping range 2
max. A2 [mm]	max. cable diameter, clamping range 2
max. A3 [mm]	max. cable diameter, clamping range 3
AG	External thread
B [mm]	Linear dimension B in mm
C [mm]	Linear dimension C in mm
d [mm]	Diameter in mm
D [mm]	Diameter in mm
DN	Nominal diameter in mm
E [mm]	Linear dimension E in mm
F [mm]	Linear dimension F in mm
GL [mm]	Thread length in mm
H [mm]	Height in mm
h [mm]	Height
H1 [mm]	Height 1 in mm
H2 [mm]	Height 2 in mm
IG	Internal thread
Item-No	Item number
K1 [mm]	Reinforcement, clamping ring 1 in mm
K2 [mm]	Reinforcement, clamping ring 2 in mm
K3 [mm]	Reinforcement, clamping ring 3 in mm
L [mm]	Length in mm
s [mm]	Thickness
SW [mm]	Width across flats in mm
∅ [mm]	Diameter in mm
∅*	Cable diameter in mm
	Tightening torque in Nm
	Allen key
	Minimum bending radius in mm

Certificates

	ATEX	Certification for components in potentially explosive atmospheres (ATEX Directive 2014/34/EU)
	CE	EU Declaration of Conformity
	CSA C/US	CSA approval for North America
	CSA	CSA approval for Canada
	UL C	UL approval for North America according to UL 514 B
	UR C	UR approval for North America according to UL 514 B
	DNV-GL	Certificate for use in the maritime sector
	EAC	Certificate for the export of components to Russia
	ECOLAB	Certified resistance to ECOLAB cleaning agent
	EHEDG	European Hygienic Engineering and Design Group: certified for applications in the food industry
	IECEx	Certification for components in potentially explosive atmospheres
	INMETRO	Certification for components in potentially explosive atmospheres in Brazil
	kti	Certificate for the export of components to Korea
	UL f1	Certificate of outdoor resistance according to UL 746 C
	UL	UL approval for the USA according to UL 514 B
	UR	UR approval for the USA according to UL 514 B
	VDE	Safety of the product with regard to electrical, mechanical, thermal, toxic, radiological and other hazards
	ABS	Approval for ship building and offshore applications

HSK-M cable glands are also available lead-free

The cable glands of the premium HSK-M series are also available as lead-free versions. This means that users already have an alternative to conventional metal glands. The lead-free cable glands are an investment in future-proofing and sustainability. They already meet the RoHS and REACH requirements of tomorrow.

The metric versions M12 to M63 of the HSK-M cable gland series are available. Customised further options are offered on request.

Customers do not have to worry about functionality. All technical properties such as temperature range, leak-tightness, impact resistance and strain relief remain unchanged. The existing approvals also apply equally to the lead-free cable glands.

They are easy to handle. The lead-free cable glands retain the old article numbers and are simply supplemented with the suffix "LF" (Lead Free). The product itself is also marked with the suffix "LF" on the union nut. This prevents mix-ups.



PLASTIC CABLE GLANDS

HUMMEL HSK-K series cable glands lie in the premium segment and meet the highest demands for quality and safety. When it comes to fire protection, sealing ability and impact resistance, numerous certifications prove performance at the highest level. HUMMEL customers can rely on this.

- // HSK-K: Polyamide cable glands
- // HSK-K-PVDF: Cable glands for use at high temperatures
- // HSK-K-Multi: Glands for applications with several cables
- // HSK-K-Flaka: With fitting for flat cables
- // HSK-K-Flex: Offers bending protection for dynamic applications
- // HSK-W: Versions with a folding bracket for mounting with 90° cabling

In each case, HUMMEL offers different clamping areas, thread lengths, thread types and various sealing materials for different temperature ranges. The cable glands have all relevant approvals for international markets and a wide range of sectors.



HSK-K: The right solution for every application

HUMMEL has a huge range of cable glands for industrial applications on offer. The plastic cable glands of the HSK-K series meet all requirements for tough industrial environments indoors and outdoors. They have all the relevant certificates and can therefore be used worldwide, which is why customers have the choice between metric thread types, PG and NPT threads. There are also cable glands for flat cables, ones with multiple inserts and glands with a flexible cable outlet.

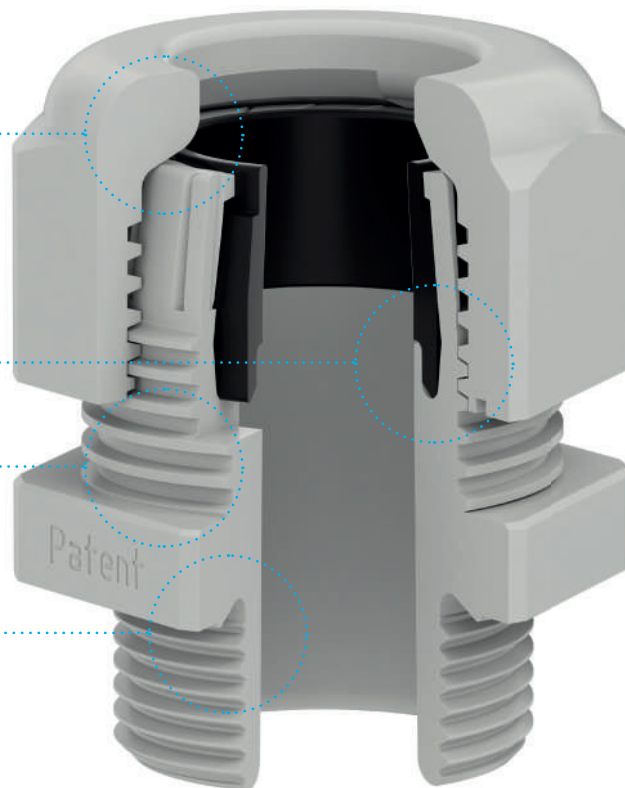
- // Protection class IP 66, IP 68 up to 10 bar and IP 69K
- // RoHS and REACH/SVHC compliant
- // Free of conflict materials
- // Free of halogen and phosphorus
- // Fire protection class VO according to UL94
- // Outdoor resistant polyamide according to UL 746C f1 (HSK-K black)

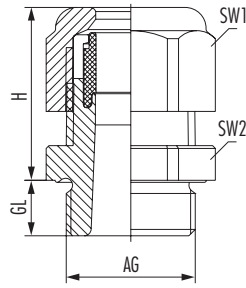
Overlapping clamping plates prevent the moulded seal from being torn out and thus increase the safety of the system

The chambered moulded seal results in protection class IP 68 up to 10 bar

The trapezoidal thread guarantees a stable transfer of force

A chambered O-ring seals the gland on the housing optimally and guarantees a tight fit during assembly





Material	Polyamide V0 according to UL94
Seal	NBR
Protection class	IP 68 – 10 bar / IP 69 K with additional o-ring
NEMA type rating	4 / 4X / 6
Temperature range	-40°C to +100°C
Colour	grey / black / blue
RAL	7035 / 9005 / 5012

RoHS

// With additional premounted O-ring on request

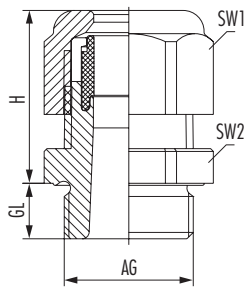
// Other sealing material e.g. Silicone on request

AG	∅k mm	GL mm	H mm	SW1/SW2 mm	⌀ Nm	Item-No grey	Item-No black	Item-No blue
M12 x 1.5	2 – 5	8	21	15/15	1.5	1.209.1200.51	1.209.1201.51	1.209.1202.51
M12 x 1.5	3 – 6.5	8	21	15/15	1.5	1.209.1200.50	1.209.1201.50	1.209.1202.50
M16 x 1.5	2 – 6	8	22	19/19	2	1.209.1600.51	1.209.1601.51	1.209.1602.51
M16 x 1.5	4 – 8	8	22	19/19	2	1.209.1600.50	1.209.1601.50	1.209.1602.50
M16 x 1.5	5 – 10	8	25	22/22	3	1.219.1600.50	1.219.1601.50	1.219.1602.50
M20 x 1.5	5 – 9	9	27	24/24	3	1.209.2000.51	1.209.2001.51	1.209.2002.51
M20 x 1.5	6 – 12	9	27	24/24	4.5	1.209.2000.50	1.209.2001.50	1.209.2002.50
M20 x 1.5	10 – 14	9	28	27/27	4.5	1.219.2000.50	1.219.2001.50	1.219.2002.50
M25 x 1.5	9 – 16	11	31	33/33	4	1.209.2500.51	1.209.2501.51	1.209.2502.51
M25 x 1.5	13 – 18	11	31	30/30	5	1.219.2500.50	1.219.2501.50	1.219.2502.50
M25 x 1.5	13 – 18	11	31	33/33	5	1.209.2500.50	1.209.2501.50	1.209.2502.50
M32 x 1.5	13 – 20	11	39	42/42	6	1.209.3200.51	1.209.3201.51	1.209.3202.51
M32 x 1.5	14 – 21	11	39	36/36	6	1.219.3200.50	1.219.3201.50	1.219.3202.50
M32 x 1.5	18 – 25	11	39	42/42	6.5	1.209.3200.50	1.209.3201.50	1.209.3202.50
M40 x 1.5	19 – 27	13	47	46/46	9	1.219.4000.50	1.219.4001.50	1.219.4002.50
M40 x 1.5	20 – 26	13	48	53/53	9	1.209.4000.51	1.209.4001.51	1.209.4002.51
M40 x 1.5	22 – 32	13	48	53/53	10	1.209.4000.50	1.209.4001.50	1.209.4002.50
M50 x 1.5	25 – 31	13	49	60/60	11	1.209.5000.51	1.209.5001.51	1.209.5002.51
M50 x 1.5	32 – 38	13	49	60/60	15	1.209.5000.50	1.209.5001.50	1.209.5002.50
M63 x 1.5	29 – 35	14	49	65/68	12	1.209.6300.51	1.209.6301.51	1.209.6302.51
M63 x 1.5	37 – 44	14	49	65/68	18	1.209.6300.50	1.209.6301.50	1.209.6302.50



Plastic cable glands

HSK-K (metric-long)



Material	Polyamide V0 according to UL94
Seal	NBR
Protection class	IP 68 – 10 bar / IP 69 K with additional o-ring
NEMA type rating	4 / 4X / 6
Temperature range	-40°C to +100°C
Colour	black / blue / grey
RAL	9005 / 5012 / 7035

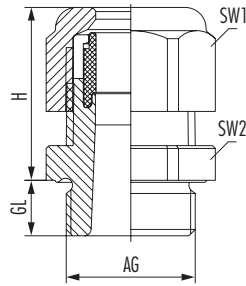
RoHS

// With additional premounted O-ring on request

// Other sealing material e.g. Silicone on request

AG	∅k mm	GL mm	H mm	SW1/SW2 mm	⊕ Nm	Item-No grey	Item-No black	Item-No blue
M12 x 1.5	2 – 5	15	21	15/15	1.5	1.209.1200.31	1.209.1201.31	1.209.1202.31
M12 x 1.5	3 – 6.5	15	21	15/15	1.5	1.209.1200.30	1.209.1201.30	1.209.1202.30
M16 x 1.5	2 – 6	15	22	19/19	2	1.209.1600.31	1.209.1601.31	1.209.1602.31
M16 x 1.5	4 – 8	15	22	19/19	2	1.209.1600.30	1.209.1601.30	1.209.1602.30
M16 x 1.5	5 – 10	15	25	22/22	3	1.219.1600.30	1.219.1601.30	1.219.1602.30
M20 x 1.5	5 – 9	15	27	24/24	3	1.209.2000.31	1.209.2001.31	1.209.2002.31
M20 x 1.5	6 – 12	15	27	24/24	4.5	1.209.2000.30	1.209.2001.30	1.209.2002.30
M20 x 1.5	10 – 14	15	28	27/27	4.5	1.219.2000.30	1.219.2001.30	1.219.2002.30
M25 x 1.5	9 – 16	15	31	33/33	4	1.209.2500.31	1.209.2501.31	1.209.2502.31
M25 x 1.5	13 – 18	15	31	33/33	5	1.209.2500.30	1.209.2501.30	1.209.2502.30
M32 x 1.5	13 – 20	15	39	42/42	6	1.209.3200.31	1.209.3201.31	1.209.3202.31
M32 x 1.5	18 – 25	15	39	42/42	6.5	1.209.3200.30	1.209.3201.30	1.209.3202.30
M40 x 1.5	20 – 26	18	48	53/53	9	1.209.4000.31	1.209.4001.31	1.209.4002.31
M40 x 1.5	22 – 32	18	48	53/53	10	1.209.4000.30	1.209.4001.30	1.209.4002.30
M50 x 1.5	25 – 31	18	49	60/60	11	1.209.5000.31	1.209.5001.31	1.209.5002.31
M50 x 1.5	32 – 38	18	49	60/60	15	1.209.5000.30	1.209.5001.30	1.209.5002.30
M63 x 1.5	29 – 35	18	49	65/68	12	1.209.6300.31	1.209.6301.31	1.209.6302.31
M63 x 1.5	37 – 44	18	49	65/68	18	1.209.6300.30	1.209.6301.30	1.209.6302.30





Material	Polyamide V0 according to UL94
Seal	NBR
Protection class	IP 68 – 10 bar / IP 69 K with additional o-ring
NEMA type rating	4 / 4X / 6
Temperature range	-40°C to +100°C
Colour	grey / black / blue
RAL	7035 / 9005 / 5012

RoHS

// With additional premounted O-ring on request

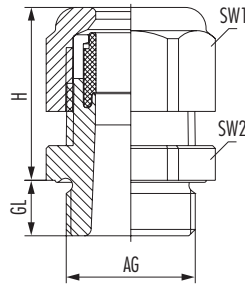
// Other sealing material e.g. Silicone on request

AG	∅k mm	GL mm	H mm	SW1/SW2 mm	⊕ Nm	Item-No grey	Item-No black	Item-No blue
PG 7	2 – 5	8	21	15/15	1.5	1.209.0700.15	1.209.0701.15	1.209.0702.15
PG 7	3 – 6.5	8	21	15/15	1.5	1.209.0700.14	1.209.0701.14	1.209.0702.14
PG 9	2 – 6	8	22	19/19	2	1.209.0900.15	1.209.0901.15	1.209.0902.15
PG 9	4 – 8	8	22	19/19	2	1.209.0900.14	1.209.0901.14	1.209.0902.14
PG 11	3 – 7	8	25	22/22	2.5	1.209.1100.15	1.209.1101.15	1.209.1102.15
PG 11	5 – 10	8	25	22/22	3	1.209.1100.14	1.209.1101.14	1.209.1102.14
PG 13.5	5 – 9	9	27	24/24	3	1.209.1300.15	1.209.1301.15	1.209.1302.15
PG 13.5	6 – 12	9	27	24/24	4.5	1.209.1300.14	1.209.1301.14	1.209.1302.14
PG 16	7 – 12	10	28	27/27	3.5	1.209.1600.15	1.209.1601.15	1.209.1602.15
PG 16	10 – 14	10	28	27/27	4.5	1.209.1600.14	1.209.1601.14	1.209.1602.14
PG 21	9 – 16	11	31	33/33	4	1.209.2100.15	1.209.2101.15	1.209.2102.15
PG 21	13 – 18	11	31	33/33	5	1.209.2100.14	1.209.2101.14	1.209.2102.14
PG 29	13 – 20	11	39	42/42	6	1.209.2900.15	1.209.2901.15	1.209.2902.15
PG 29	18 – 25	11	39	42/42	6.5	1.209.2900.14	1.209.2901.14	1.209.2902.14
PG 36	20 – 26	13	48	53/53	9	1.209.3600.15	1.209.3601.15	1.209.3602.15
PG 36	22 – 32	13	48	53/53	10	1.209.3600.14	1.209.3601.14	1.209.3602.14
PG 42	25 – 31	13	49	60/60	11	1.209.4200.15	1.209.4201.15	1.209.4202.15
PG 42	32 – 38	13	49	60/60	15	1.209.4200.14	1.209.4201.14	1.209.4202.14
PG 48	29 – 35	14	49	65/65	12	1.209.4800.15	1.209.4801.15	1.209.4802.15
PG 48	37 – 44	14	49	65/65	18	1.209.4800.14	1.209.4801.14	1.209.4802.14



Plastic cable glands

HSK-K (PG-long)



Material	Polyamide VO according to UL94
Seal	NBR
Protection class	IP 68 – 10 bar / IP 69 K with additional o-ring
NEMA type rating	4 / 4X / 6
Temperature range	-40°C to +100°C
Colour	grey / black / blue
RAL	7035 / 9005 / 5012

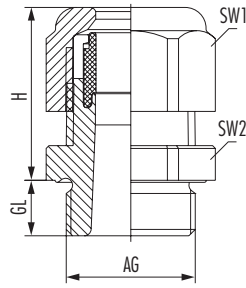
RoHS

// With additional premounted O-ring on request

// Other sealing material e.g. Silicone on request

AG	∅k mm	GL mm	H mm	SW1/SW2 mm	⊕ Nm	Item-No grey	Item-No black	Item-No blue
PG 7	2 – 5	15	21	15/15	1.5	1.209.0700.61	1.209.0701.61	1.209.0702.61
PG 7	3 – 6.5	15	21	15/15	1.5	1.209.0700.60	1.209.0701.60	1.209.0702.60
PG 9	2 – 6	15	22	19/19	2	1.209.0900.61	1.209.0901.61	1.209.0902.61
PG 9	4 – 8	15	22	19/19	2	1.209.0900.60	1.209.0901.60	1.209.0902.60
PG 11	3 – 7	15	25	22/22	2.5	1.209.1100.61	1.209.1101.61	1.209.1102.61
PG 11	5 – 10	15	25	22/22	3	1.209.1100.60	1.209.1101.60	1.209.1102.60
PG 13.5	5 – 9	15	27	24/24	3	1.209.1300.61	1.209.1301.61	1.209.1302.61
PG 13.5	6 – 12	15	27	24/24	4.5	1.209.1300.60	1.209.1301.60	1.209.1302.60
PG 16	7 – 12	15	28	27/27	3.5	1.209.1600.61	1.209.1601.61	1.209.1602.61
PG 16	10 – 14	15	28	27/27	4.5	1.209.1600.60	1.209.1601.60	1.209.1602.60
PG 21	9 – 16	15	31	33/33	4	1.209.2100.61	1.209.2101.61	1.209.2102.61
PG 21	13 – 18	15	31	33/33	5	1.209.2100.60	1.209.2101.60	1.209.2102.60
PG 29	13 – 20	15	39	42/42	6	1.209.2900.61	1.209.2901.61	1.209.2902.61
PG 29	18 – 25	15	39	42/42	6.5	1.209.2900.60	1.209.2901.60	1.209.2902.60
PG 36	20 – 26	18	48	53/53	9	1.209.3600.61	1.209.3601.61	1.209.3602.61
PG 36	22 – 32	18	48	53/53	10	1.209.3600.60	1.209.3601.60	1.209.3602.60
PG 42	25 – 31	18	49	60/60	11	1.209.4200.61	1.209.4201.61	1.209.4202.61
PG 42	32 – 38	18	49	60/60	15	1.209.4200.60	1.209.4201.60	1.209.4202.60
PG 48	29 – 35	18	49	65/65	12	1.209.4800.61	1.209.4801.61	1.209.4802.61
PG 48	37 – 44	18	49	65/65	18	1.209.4800.60	1.209.4801.60	1.209.4802.60





Material	Polyamide V0 according to UL94
Seal	NBR
Protection class	IP 68 – 10 bar / IP 69 K with additional o-ring
NEMA type rating	4 / 4X / 6
Temperature range	-40°C to +100°C
Colour	grey / black / blue
RAL	7035 / 9005 / 5012

RoHS

// With additional premounted O-ring on request

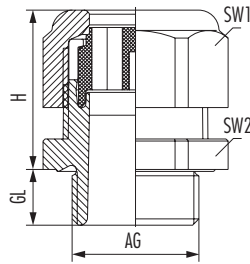
// Other sealing material e.g. Silicone on request

AG	∅k mm	GL mm	H mm	SW1/SW2 mm	⌀ Nm	Item-No grey	Item-No black	Item-No blue
NPT 3/8"	2 – 6	15	22	19/22	2	1.209.3800.71	1.209.3801.71	1.209.3802.71
NPT 3/8"	4 – 8	15	22	19/22	2	1.209.3800.70	1.209.3801.70	1.209.3802.70
NPT 1/2"	5 – 9	13	27	24/24	3	1.209.1200.71	1.209.1201.71	1.209.1202.71
NPT 1/2"	6 – 12	13	27	24/24	4.5	1.209.1200.70	1.209.1201.70	1.209.1202.70
NPT 1/2"	7 – 12	13	28	27/27	3.5	1.209.1216.71	1.209.1217.71	1.209.1218.71
NPT 1/2"	10 – 14	13	28	27/27	4.5	1.209.1216.70	1.209.1217.70	1.209.1218.70
NPT 3/4"	9 – 16	14	31	33/33	4	1.209.3400.71	1.209.3401.71	1.209.3402.71
NPT 3/4"	13 – 18	14	31	33/33	5	1.209.3400.70	1.209.3401.70	1.209.3402.70
NPT 1"	13 – 20	19	39	42/42	6	1.209.1000.71	1.209.1001.71	1.209.1002.71
NPT 1"	18 – 25	19	39	42/42	6.5	1.209.1000.70	1.209.1001.70	1.209.1002.70
NPT 1 1/4"	13 – 20	16	39	42/46	6	1.209.5400.71	1.209.5401.71	1.209.5402.71
NPT 1 1/4"	18 – 25	16	39	42/46	6.5	1.209.5400.70	1.209.5401.70	1.209.5402.70
NPT 1 1/2"	20 – 26	20	48	53/53	9	1.209.6400.71	1.209.6401.71	1.209.6402.71
NPT 1 1/2"	22 – 32	20	48	53/53	10	1.209.6400.70	1.209.6401.70	1.209.6402.70



Plastic cable glands

HSK-K-Multi (metric, PG, NPT)



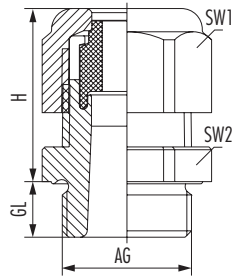
Material	Polyamide V0 according to UL94
Seal	Elastomer
Protection class	IP 65 / IP 68 – 10 bar and optimum assignment of all bores and additional o-ring
Temperature range	-40°C to +100°C
Colour	grey / black
RAL	7035 / 9005

RoHS

- // With additional premounted O-ring on the connection thread on request
- // Elongated threads on request
- // Further seal inserts on request
- // Type "Number of holes x d = -": without hole

AG	GL mm	H mm	SW1/SW2 mm	⊕ Nm	Number of holes x d	Item-No grey	Item-No black	Number of holes x d	Item-No grey	Item-No black
M16 x 1.5	8	22	19/19	2	4 x 1.4	1.597.1600.50	1.597.1600.51			
M16 x 1.5	8	22	19/19	3	2 x 3	1.597.1601.50	1.597.1601.51			
M20 x 1.5	9	27	24/24	4.5	2 x 5	1.597.2003.50	1.597.2003.51	6 x 3	1.597.2001.50	1.597.2001.51
M25 x 1.5	11	31	33/33	5	3 x 7	1.597.2501.50	1.597.2501.51	4 x 6	1.597.2500.50	1.597.2500.51
M32 x 1.5	11	39	42/42	6.5	4 x 9	1.597.3201.50	1.597.3201.51	6 x 6.5	1.597.3200.50	1.597.3200.51
M40 x 1.5	13	48	53/53	10	2 x 15	1.597.4003.50	1.597.4003.51	7 x 9	1.597.4001.50	1.597.4001.51
M50 x 1.5	13	49	60/60	15	-	1.597.5099.50	1.597.5099.51			
M63 x 1.5	14	49	65/68	22	3 x 18	1.597.6302.50	1.597.6302.51	6 x 12	1.597.6301.50	1.597.6301.51
PG 7	8	21	15/15	1.5	-	1.597.0799.00				
PG 9	8	22	19/19	2	4 x 1.4	1.597.0900.00	1.597.0900.01			
PG 9	8	22	19/19	3	2 x 3	1.597.0901.00	1.597.0901.01			
PG 11	8	25	22/22	3	2 x 4	1.597.1102.00	1.597.1102.01	3 x 3	1.597.1101.00	1.597.1101.01
PG 13.5	9	27	24/24	4.5	2 x 5	1.597.1303.00	1.597.1303.01	3 x 4	1.597.1302.00	1.597.1302.01
PG 16	10	28	27/27	4.5	2 x 6	1.597.1605.00	1.597.1605.01	3 x 5.6	1.597.1606.00	1.597.1606.01
PG 16	10	28	27/27	4.5	4 x 4	1.597.1602.00	1.597.1602.01	6 x 4	1.597.1604.00	1.597.1604.01
PG 21	11	31	33/33	5	3 x 7	1.597.2101.00	1.597.2101.01	4 x 6	1.597.2100.00	1.597.2100.01
PG 29	11	39	42/42	6.5	4 x 9	1.597.2901.00	1.597.2901.01	6 x 6.5	1.597.2900.00	1.597.2900.01
PG 36	13	48	53/53	10	2 x 15	1.597.3603.00	1.597.3603.01	7 x 9	1.597.3601.00	1.597.3601.01
PG 42	13	49	60/60	10	-	1.597.4299.00				
PG 48	14	49	65/65	22	3 x 18	1.597.4802.00	1.597.4802.01	6 x 12	1.597.4801.00	1.597.4801.01
NPT 3/8"	15	22	19/22	2	4 x 1.4	1.597.3800.70	1.597.3800.71			
NPT 3/8"	15	22	19/22	3	2 x 3	1.597.3801.70	1.597.3801.71			
NPT 1/2"	13	27	24/24	4.5	2 x 5	1.597.1203.70	1.597.1203.71	3 x 4	1.597.1202.70	1.597.1202.71
NPT 1/2"	13	28	27/27	4.5	2 x 6	1.597.1221.70	1.597.1221.71	6 x 4	1.597.1220.70	1.597.1220.71
NPT 3/4"	14	31	33/33	5	3 x 7	1.597.3401.70	1.597.3401.71	4 x 6	1.597.3400.70	1.597.3400.71
NPT 1"	19	39	42/42	6.5	4 x 9	1.597.1001.70	1.597.1001.71	6 x 6.5	1.597.1000.70	1.597.1000.71
NPT 1 1/4"	16	39	42/46	6.5	-	1.597.5499.70	1.597.5499.71			
NPT 1 1/2"	20	48	53/53	10	5 x 9	1.597.6400.70	1.597.6400.71	7 x 9	1.597.6401.70	1.597.6401.71





Material	Polyamide VO according to UL94
Seal	Elastomer
Protection class	IP 65 / IP 68 with additional O-ring
Temperature range	-40°C to +100°C
Colour	grey / black
RAL	7035 / 9005

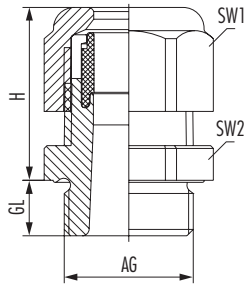
RoHS

- // With additional premounted O-ring on the connection thread on request
- // Elongated threads on request
- // Further seal inserts on request

AG	GL mm	H mm	SW1/SW2 mm	⊕ Nm	B x H mm	Item-No grey	Item-No black	B x H mm	Item-No grey	Item-No black
M20 x 1.5	9	28	27/27	4.5	11.5 x 5	1.587.2016.50	1.587.2016.51	12 x 7	1.587.2017.50	1.587.2017.51
M20 x 1.5	9	28	27/27	4.5	14 x 6	1.587.2018.50	1.587.2018.51			
M25 x 1.5	11	31	33/33	5	14 x 6	1.587.2500.50	1.587.2500.51	14 x 7	1.587.2501.50	1.587.2501.51
M32 x 1.5	11	39	42/42	6.5	22 x 8	1.587.3200.50	1.587.3200.51			
M40 x 1.5	13	48	53/53	10	28.5 x 10	1.587.4000.50	1.587.4000.51	29 x 5.5	1.587.4001.50	1.587.4001.51
M40 x 1.5	13	48	53/53	10	30.5 x 12	1.587.4002.50	1.587.4002.51	31 x 7.5	1.587.4003.50	1.587.4003.51
M50 x 1.5	13	49	60/60	15	33.5 x 11.5	1.587.5000.50	1.587.5000.51			
M63 x 1.5	14	49	65/68	18	38 x 12	1.587.6300.50	1.587.6301.51			
PG 16	10	28	27/27	4.5	11.5 x 5	1.587.1600.00	1.587.1600.01	12 x 7	1.587.1601.00	1.587.1601.01
PG 16	10	28	27/27	4.5	14 x 6	1.587.1602.00	1.587.1602.01			
PG 21	11	31	33/33	5	14 x 6	1.587.2100.00	1.587.2100.01	14 x 7	1.587.2101.00	1.587.2101.01
PG 29	11	39	42/42	6.5	22 x 8	1.587.2900.00	1.587.2900.01			
PG 36	13	48	53/53	10	28.5 x 10	1.587.3600.00	1.587.3600.01	29 x 5.5	1.587.3601.00	1.587.3601.01
PG 36	13	48	53/53	10	30.5 x 12	1.587.3602.00	1.587.3602.01	31 x 7.5	1.587.3603.00	1.587.3603.01
PG 42	13	49	60/60	15	33.5 x 11.5	1.587.4200.00	1.587.4200.01			
PG 48	14	49	65/65	18	38 x 12	1.587.4800.00	1.587.4800.01			
NPT 1/2"	13	28	27/27	4.5	11.5 x 5.5	1.587.1216.70	1.587.1216.71	12 x 7	1.587.1217.70	1.587.1217.71
NPT 1/2"	13	28	27/27	4.5	14 x 6	1.587.1218.70	1.587.1218.71			
NPT 3/4"	14	31	33/33	5	14 x 6	1.587.3400.70	1.587.3400.71			
NPT 1"	19	39	42/42	6.5	22 x 8	1.587.1000.70	1.587.1000.71			
NPT 1 1/4"	16	39	42/46	6.5	22 x 8	1.587.5400.70	1.587.5400.71			
NPT 1 1/2"	20	48	53/53	10	28.5 x 10	1.587.6400.70	1.587.6400.71	29 x 5.5	1.587.6401.70	1.587.6401.71
NPT 1 1/2"	20	48	53/53	10	30.5 x 12	1.587.6402.70	1.587.6402.71	31 x 7.5	1.587.6403.70	1.587.6403.71

Plastic cable glands

HSK-K-PVDF (metric, NPT)



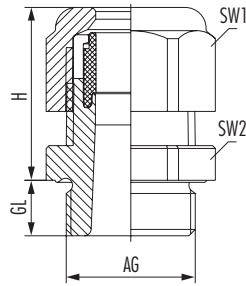
Material	PVDF VO according to UL94
Seal	FKM
Protection class	IP 68 – 10 bar / IP 69 K with additional o-ring
NEMA type rating	4 / 4X / 6
Temperature range	-35°C to +150°C
Colour	natural

RoHS

- // With additional premounted O-ring on request
- // Other sealing materials on request

AG	∅k mm	GL mm	H mm	SW1/SW2 mm	Nm	Item-No
M12 x 1.5	2 – 5	8	21	15/15	1.5	1.299.1200.51
M12 x 1.5	3 – 6.5	8	21	15/15	1.5	1.299.1200.50
M16 x 1.5	2 – 6	8	22	19/19	2	1.299.1600.51
M16 x 1.5	4 – 8	8	22	19/19	2	1.299.1600.50
M20 x 1.5	5 – 9	9	27	24/24	3	1.299.2000.51
M20 x 1.5	6 – 12	9	27	24/24	3	1.299.2000.50
M25 x 1.5	9 – 16	11	31	33/33	4	1.299.2500.51
M25 x 1.5	13 – 18	11	31	33/33	4	1.299.2500.50
M32 x 1.5	13 – 20	11	39	42/42	6	1.299.3200.51
M32 x 1.5	18 – 25	11	39	42/42	6	1.299.3200.50
NPT 3/8"	2 – 6	15	22	19/22	2	1.299.3800.71
NPT 3/8"	4 – 8	15	22	19/22	2	1.299.3800.70
NPT 1/2"	5 – 9	13	27	24/24	3	1.299.1200.71
NPT 1/2"	6 – 12	13	27	24/24	4.5	1.299.1200.70
NPT 1/2"	7 – 12	13	28	27/27	3.5	1.299.1216.71
NPT 1/2"	10 – 14	13	28	27/27	4.5	1.299.1216.70
NPT 3/4"	9 – 16	14	31	33/33	4	1.299.3400.71
NPT 3/4"	13 – 18	14	31	33/33	5	1.299.3400.70






Material	PVDF VO according to UL94
Seal	FKM
Protection class	IP 68 – 10 bar / IP 69 K with additional o-ring
NEMA type rating	4 / 4X / 6
Temperature range	-35°C to +150°C
Colour	natural

RoHS

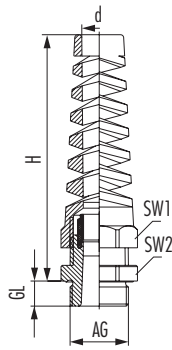
- // With additional premounted O-ring on request
- // Other sealing materials on request

AG	∅k mm	GL mm	H mm	SW1/SW2 mm	 Nm	Item-No
PG 7	2 – 5	8	21	15/15	1.5	1.299.0700.15
PG 7	3 – 6.5	8	21	15/15	1.5	1.299.0700.14
PG 9	2 – 6	8	22	19/19	2	1.299.0900.15
PG 9	4 – 8	8	22	19/19	2	1.299.0900.14
PG 11	3 – 7	8	25	22/22	3	1.299.1100.15
PG 11	5 – 10	8	25	22/22	3	1.299.1100.14
PG 13.5	5 – 9	9	27	24/24	3	1.299.1300.15
PG 13.5	6 – 12	9	27	24/24	3	1.299.1300.14
PG 16	7 – 12	10	28	27/27	3.5	1.299.1600.15
PG 16	10 – 14	10	28	27/27	4.5	1.299.1600.14
PG 21	9 – 16	11	31	33/33	4	1.299.2100.15
PG 21	13 – 18	11	31	33/33	4	1.299.2100.14
PG 29	13 – 20	11	39	42/42	6	1.299.2900.15
PG 29	18 – 25	11	39	42/42	6	1.299.2900.14
PG 36	20 – 26	13	48	53/53	9	1.299.3600.15
PG 36	22 – 32	13	48	53/53	10	1.299.3600.14
PG 42	25 – 31	13	49	60/60	11	1.299.4200.15
PG 42	32 – 38	13	49	60/60	15	1.299.4200.14
PG 48	29 – 35	14	49	65/65	10	1.299.4800.15
PG 48	37 – 44	14	49	65/65	18	1.299.4800.14



Plastic cable glands

HSK-K-Flex (metric/long, PG/long)



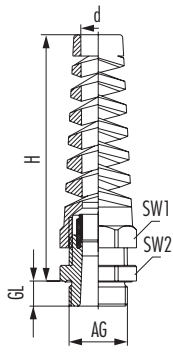
Material	Polyamide
Seal	NBR
Protection class	IP 68 – 10 bar / IP 69 K with additional o-ring
Temperature range	-40°C to +100°C
Colour	grey / black
RAL	7035 / 9005

RoHS

// With additional premounted O-ring on the connection thread on request
 // Other sealing material e.g. Silicone on request

AG	∅k mm	d mm	H mm	SW1/SW2 mm	⊕ Nm	GL mm	Item-No grey short	Item-No black short	GL mm	Item-No grey long	Item-No black long
M12 x 1.5	2 – 5	7	54	15/15	1.5	8	1.293.1200.51	1.293.1201.51	15	1.293.1200.31	1.293.1201.31
M12 x 1.5	3 – 6.5	7	54	15/15	1.5	8	1.293.1200.50	1.293.1201.50	15	1.293.1200.30	1.293.1201.30
M16 x 1.5	2 – 6	8.5	63	19/19	2	8	1.293.1600.51	1.293.1601.51	15	1.293.1600.31	1.293.1601.31
M16 x 1.5	3 – 7	10.5	78	22/22	2.5	8	1.294.1600.51	1.294.1601.51	15	1.294.1600.31	1.294.1601.31
M16 x 1.5	4 – 8	8.5	63	19/19	2	8	1.293.1600.50	1.293.1601.50	15	1.293.1600.30	1.293.1601.30
M16 x 1.5	5 – 10	10.5	78	22/22	3	8	1.294.1600.50	1.294.1601.50	15	1.294.1600.30	1.294.1601.30
M20 x 1.5	5 – 9	13	90	24/24	3	9	1.293.2000.51	1.293.2001.51	15	1.293.2000.31	1.293.2001.31
M20 x 1.5	6 – 12	13	90	24/24	4.5	9	1.293.2000.50	1.293.2001.50	15	1.293.2000.30	1.293.2001.30
M20 x 1.5	7 – 12	15.5	100	27/27	3.5	9	1.294.2000.51	1.294.2001.51	15	1.294.2000.31	1.294.2001.31
M20 x 1.5	10 – 14	15.5	100	27/27	4.5	9	1.294.2000.50	1.294.2001.50	15	1.294.2000.30	1.294.2001.30
M25 x 1.5	9 – 16	20	114	33/33	4	11	1.293.2500.51	1.293.2501.51	15	1.293.2500.31	1.293.2501.31
M25 x 1.5	13 – 18	20	114	33/33	5	11	1.293.2500.50	1.293.2501.50	15	1.293.2500.30	1.293.2501.30
PG 7	2 – 5	7	54	15/15	1.5	8	1.293.0700.15	1.293.0701.15	15	1.293.0700.61	1.293.0701.61
PG 7	3 – 6.5	7	54	15/15	1.5	8	1.293.0700.14	1.293.0701.14	15	1.293.0700.60	1.293.0701.60
PG 9	2 – 6	8.5	63	19/19	2	8	1.293.0900.15	1.293.0901.15	15	1.293.0900.61	1.293.0901.61
PG 9	4 – 8	8.5	63	19/19	2	8	1.293.0900.14	1.293.0901.14	15	1.293.0900.60	1.293.0901.60
PG 11	3 – 7	10.5	78	22/22	2.5	8	1.293.1100.15	1.293.1101.15	15	1.293.1100.61	1.293.1101.61
PG 11	5 – 10	10.5	78	22/22	3	8	1.293.1100.14	1.293.1101.14	15	1.293.1100.60	1.293.1101.60
PG 13.5	5 – 9	13	90	24/24	3	9	1.293.1300.15	1.293.1301.15	15	1.293.1300.61	1.293.1301.61
PG 13.5	6 – 12	13	90	24/24	4.5	9	1.293.1300.14	1.293.1301.14	15	1.293.1300.60	1.293.1301.60
PG 16	7 – 12	15.5	100	27/27	3.5	10	1.293.1600.15	1.293.1601.15	15	1.293.1600.61	1.293.1601.61
PG 16	10 – 14	15.5	100	27/27	4.5	10	1.293.1600.14	1.293.1601.14	15	1.293.1600.60	1.293.1601.60
PG 21	9 – 16	20	114	33/33	4	11	1.293.2100.15	1.293.2101.15	15	1.293.2100.61	1.293.2101.61
PG 21	13 – 18	20	114	33/33	5	11	1.293.2100.14	1.293.2101.14	15	1.293.2100.60	1.293.2101.60





Material	Polyamide
Seal	NBR
Protection class	IP 68 – 10 bar / IP 69 K with additional o-ring
Temperature range	-40°C to +100°C
Colour	grey / black
RAL	7035 / 9005

RoHS

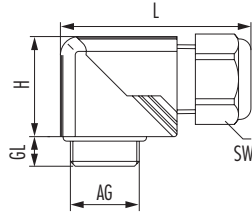
- // With additional premounted O-ring on the connection thread on request
- // Other sealing material e.g. Silicone on request

AG	∅k mm	d mm	GL mm	H mm	SW1/SW2 mm	⊕ Nm	Item-No grey	Item-No black
NPT 3/8"	2 – 6	8.5	15	63	22/19	2	1.293.3800.71	1.293.3801.71
NPT 3/8"	4 – 8	8.5	15	63	22/19	2	1.293.3800.70	1.293.3801.70
NPT 1/2"	5 – 9	13	13	90	24/24	3	1.293.1200.71	1.293.1201.71
NPT 1/2"	6 – 12	13	13	90	24/24	4.5	1.293.1200.70	1.293.1201.70
NPT 1/2"	7 – 12	15.5	13	100	27/27	3.5	1.293.1216.71	1.293.1217.71
NPT 1/2"	10 – 14	15.5	13	100	27/27	4.5	1.293.1216.70	1.293.1217.70
NPT 3/4"	9 – 16	20	14	114	33/33	4	1.293.3400.71	1.293.3401.71
NPT 3/4"	13 – 18	20	14	114	33/33	5	1.293.3400.70	1.293.3401.70



Plastic cable glands

HSK-W (metric, PG, NPT)



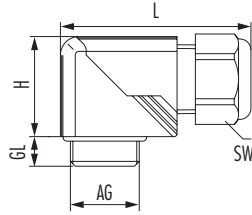
Material	Polyamide
Seal	NBR
Material o-ring	NBR
Protection class	IP 68
Temperature range	-40°C to +100°C
Colour	black / grey
RAL	9005 / 7035

RoHS

// Other sealing material e.g. Silicone on request

AG	∅k mm	GL mm	H mm	L mm	SW mm	⊕ Nm	Item-No grey	Item-No black
M16 x 1.5	2-6	8	23	45	19	2.5	1.313.1600.51	1.313.1601.51
M16 x 1.5	4-8	8	23	45	19	2.5	1.313.1600.50	1.313.1601.50
M20 x 1.5	5-9	9	30.5	57	24	4	1.313.2000.51	1.313.2001.51
M20 x 1.5	6-12	9	30.5	57	24	4	1.313.2000.50	1.313.2001.50
M25 x 1.5	9-16	11	40	73	33	6	1.313.2500.51	1.313.2501.51
M25 x 1.5	13-18	11	40	73	33	6	1.313.2500.50	1.313.2501.50
M32 x 1.5	13-20	11	51.5	91	42	9	1.313.3200.51	1.313.3201.51
M32 x 1.5	18-25	11	51.5	91	42	9	1.313.3200.50	1.313.3201.50
PG 9	2-6	8	23	45	19	2.5	1.313.0900.15	1.313.0901.15
PG 9	4-8	8	23	45	19	2.5	1.313.0900.14	1.313.0901.14
PG 11	3-7	8	27	50	22	2.5	1.313.1100.15	1.313.1101.15
PG 11	5-10	8	27	50	22	4	1.313.1100.14	1.313.1101.14
PG 13.5	5-9	9	30.5	57	24	4	1.313.1300.15	1.313.1301.15
PG 13.5	6-12	9	30.5	57	24	4	1.313.1300.14	1.313.1301.14
PG 16	7-12	10	32.5	59	27	4	1.313.1600.15	1.313.1601.15
PG 16	10-14	10	32.5	59	27	6	1.313.1600.14	1.313.1601.14
PG 21	9-16	11	40	73	33	6	1.313.2100.15	1.313.2101.15
PG 21	13-18	11	40	73	33	6	1.313.2100.14	1.313.2101.14
PG 29	13-20	11	51.5	91	42	9	1.313.2900.15	1.313.2901.15
PG 29	18-25	11	51.5	91	42	9	1.313.2900.14	1.313.2901.14
NPT 3/8"	2-6	15	23	45	19	2.5	1.313.3800.71	1.313.3801.71
NPT 3/8"	4-8	15	23	45	19	2.5	1.313.3800.70	1.313.3801.70
NPT 1/2"	5-9	13	32.5	57	24	4	1.313.1200.71	1.313.1201.71
NPT 1/2"	6-12	13	32.5	57	24	4	1.313.1200.70	1.313.1201.70
NPT 1/2"	7-12	13	32.5	59	27	4	1.313.1216.71	1.313.1217.71
NPT 1/2"	10-14	13	32.5	59	27	6	1.313.1216.70	1.313.1217.70
NPT 3/4"	9-16	13	40	73	33	6	1.313.3400.71	1.313.3401.71
NPT 3/4"	13-18	13	40	73	33	6	1.313.3400.70	1.313.3401.70
NPT 1"	13-20	19	51.5	91	42	9	1.313.1000.71	1.313.1001.71
NPT 1"	18-25	19	51.5	91	42	9	1.313.1000.70	1.313.1001.70





Material	Polyamide
Seal	NBR
Material o-ring	NBR
Protection class	IP 68
Temperature range	-40°C to +100°C
Colour	black / grey
RAL	9005 / 7035

RoHS

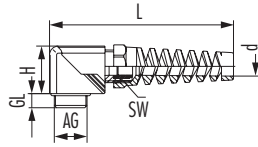
- // Other sealing material e.g. Silicone on request
- // Version rotatable

AG	∅k mm	GL mm	H mm	L mm	SW mm	⊕ Nm	Item-No grey	Item-No black
PG 9	2 – 6	8	28	45	19	2.5	1.317.0900.15	1.317.0901.15
PG 9	4 – 8	8	28	45	19	2.5	1.317.0900.14	1.317.0901.14
PG 11	3 – 7	8	32	50	22	2.5	1.317.1100.15	1.317.1101.15
PG 11	5 – 10	8	32	50	22	4	1.317.1100.14	1.317.1101.14
PG 13.5	5 – 9	9	35.5	57	24	4	1.317.1300.15	1.317.1301.15
PG 13.5	6 – 12	9	35.5	57	24	4	1.317.1300.14	1.317.1301.14
PG 16	7 – 12	11	46	73	33	4	1.317.1600.15	1.317.1601.15
PG 16	10 – 14	10	38.5	59	27	6	1.317.1600.14	1.317.1601.14
PG 21	9 – 16	11	46	73	33	6	1.317.2100.15	1.317.2101.15
PG 21	13 – 18	11	46	73	33	6	1.317.2100.14	1.317.2101.14



Plastic cable glands

HSK-W-Flex (metric, PG, NPT)



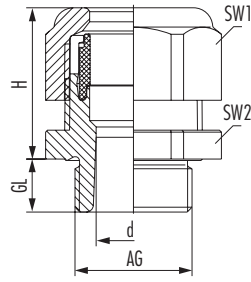
Material	Polyamide
Seal	NBR
Material o-ring	NBR
Protection class	IP 68
Temperature range	-40°C to +100°C
Colour	grey / black
RAL	7035 / 9005

RoHS

// Other sealing material e.g. Silicone on request

AG	∅k mm	d mm	GL mm	H mm	L mm	SW mm	⊕ Nm	Item-No grey	Item-No black
M16 x 1.5	2-6	8.5	8	23	85	19	2.5	1.314.1600.51	1.314.1601.51
M16 x 1.5	4-8	8.5	8	23	85	19	2.5	1.314.1600.50	1.314.1601.50
M20 x 1.5	5-9	13	9	30.5	119	24	4	1.314.2000.51	1.314.2001.51
M20 x 1.5	6-12	13	9	30.5	119	24	4	1.314.2000.50	1.314.2001.50
M25 x 1.5	9-16	20	11	40	156	33	6	1.314.2500.51	1.314.2501.51
M25 x 1.5	13-18	20	11	40	156	33	6	1.314.2500.50	1.314.2501.50
PG 9	2-6	8.5	8	23	85	19	2.5	1.314.0900.15	1.314.0901.15
PG 9	4-8	8.5	8	23	85	19	2.5	1.314.0900.14	1.314.0901.14
PG 11	3-7	10.5	8	27	103	22	2.5	1.314.1100.15	1.314.1101.15
PG 11	5-10	10.5	8	27	103	22	4	1.314.1100.14	1.314.1101.14
PG 13.5	5-9	13	9	30.5	119	24	4	1.314.1300.15	1.314.1301.15
PG 13.5	6-12	13	9	30.5	119	24	4	1.314.1300.14	1.314.1301.14
PG 16	7-12	15.5	10	32.5	130	27	4	1.314.1600.15	1.314.1601.15
PG 16	10-14	15.5	10	32.5	130	27	6	1.314.1600.14	1.314.1601.14
PG 21	9-16	20	11	40	156	33	6	1.314.2100.15	1.314.2101.15
PG 21	13-18	20	11	40	156	33	6	1.314.2100.14	1.314.2101.14
NPT 3/8"	2-6	8.5	15	23	85	19	2.5	1.314.3800.71	1.314.3801.71
NPT 3/8"	4-8	8.5	15	23	85	19	2.5	1.314.3800.70	1.314.3801.70
NPT 1/2"	5-9	13	13	30.5	119	24	4	1.314.1200.71	1.314.1201.71
NPT 1/2"	6-12	13	13	30.5	119	24	4	1.314.1200.70	1.314.1201.70
NPT 1/2"	7-12	15.5	13	31.5	130	27	4	1.314.1216.71	1.314.1217.71
NPT 1/2"	10-14	15.5	13	31.5	130	27	6	1.314.1216.70	1.314.1217.70
NPT 3/4"	9-16	20	13	40	156	33	6	1.314.3400.71	1.314.3401.71
NPT 3/4"	13-18	20	13	40	156	33	6	1.314.3400.70	1.314.3401.70





Material	Polyamide V0 according to UL94
Seal	NBR
Protection class	IP 68 – 10 bar / IP 69 K with additional o-ring
NEMA type rating	4 / 4X / 6
Temperature range	-40°C to +100°C
Colour	grey / black
RAL	7035 / 9005

RoHS

// With additional premounted O-ring on request

// Other sealing materials on request

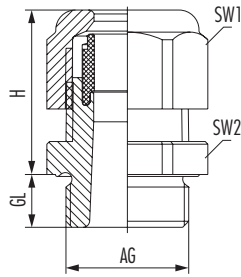
AG	∅k mm	d mm	GL mm	H mm	SW1/SW2 mm	⊕ Nm	Item-No grey	Item-No black
PG 7	2 – 6	7	8	22	19/19	2	1.590.0700.15	1.590.0701.15
PG 7	4 – 8	7	8	22	19/19	2	1.590.0700.14	1.590.0701.14
PG 9	3 – 7	9	8	25	22/22	2.5	1.590.0900.15	1.590.0901.15
PG 9	5 – 10	9	8	25	22/22	3	1.590.0900.14	1.590.0901.14
PG 11	5 – 9	10.5	8	24	24/24	3	1.590.1100.15	1.590.1101.15
PG 11	6 – 12	10.5	8	24	24/24	4.5	1.590.1100.14	1.590.1101.14
PG 13.5	7 – 12	12.5	9	28	27/27	3.5	1.590.1300.15	1.590.1301.15
PG 13.5	10 – 14	12.5	9	28	27/27	4.5	1.590.1300.14	1.590.1301.14
PG 16	9 – 16	15	10	31	33/33	4	1.590.1600.15	1.590.1601.15
PG 16	13 – 18	15	10	31	33/33	5	1.590.1600.14	1.590.1601.14



Plastic cable glands

HSK-KR (PG)

RoHS



Material	Polyamide V0 according to UL94
Seal	NBR
Protection class	IP 68 – 10 bar / IP 69 K with additional o-ring
NEMA type rating	4 / 4X / 6
Temperature range	-40°C to +100°C
Colour	grey / black
RAL	7035 / 9005

// With additional premounted O-ring on request

// Other sealing materials on request



AG	∅k mm	GL mm	H mm	SW1/SW2 mm	Ⓞ Nm	Item-No grey	Item-No black
PG 9	2 – 5	8	21	15/19	1.5	1.591.0900.15	1.591.0901.15
PG 9	3 – 6.5	8	21	15/19	1.5	1.591.0900.14	1.591.0901.14
PG 11	2 – 6	8	22	19/22	2	1.591.1100.15	1.591.1101.15
PG 11	4 – 8	8	22	19/22	2	1.591.1100.14	1.591.1101.14
PG 13.5	3 – 7	9	25	22/24	2.5	1.591.1300.15	1.591.1301.15
PG 13.5	5 – 10	9	25	22/24	3	1.591.1300.14	1.591.1301.14
PG 16	5 – 9	10	27	24/27	3	1.591.1600.15	1.591.1601.15
PG 16	6 – 12	10	27	24/27	4.5	1.591.1600.14	1.591.1601.14
PG 21	7 – 12	11	28	27/33	3.5	1.591.2100.15	1.591.2101.15
PG 21	10 – 14	11	28	27/33	4.5	1.591.2100.14	1.591.2101.14



METAL CABLE GLANDS

Brass (nickel-plated) and stainless steel cable glands are very robust and generally suitable for industrial applications. The HSK series offers a huge range of solutions – for common, and also very unusual, applications. Uncompromising use of high-quality materials ensures the outstanding quality of HUMMEL products.

- // HSK-M: Nickel-plated brass cable glands
- // HSK-INOX: Stainless steel cable glands in a range of variants
- // HSK-M-Multi: Glands for applications with several cables
- // HSK-M-Flaka: Variants for applications with flat cables
- // HSK-M-Flex: With bending protection
- // HSK-Mini: For threads smaller than M12
- // HSK-XL: Cable glands with threads from M63 to M110
- // HSK-MZ: Additional clamping for particularly high tension relief

In each case, HUMMEL offers different clamping areas, thread lengths, thread types and various sealing materials for different temperature ranges. The cable glands have all relevant approvals for international markets and a wide range of sectors.



HSK-M: Reliable, robust solutions for industry

Cable glands from the HSK-M premium series are available in brass and stainless steel. They are designed for industrial use and are characterised by a high degree of tightness, shock resistance and strain relief for the cables.


- // Protection class IP 66, IP 68 up to 10 bar and IP 69K
- // RoHS and REACH/SVHC compliant
- // Free of conflict materials
- // Free of halogen and phosphorus
- // Fire protection class VO according to UL 94
- // Anti-twist protection for cables in the clamping insert

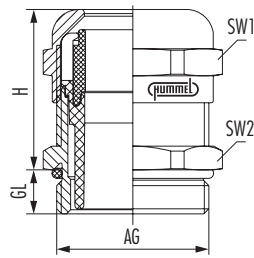
Overlapping clamping plates prevent the moulded seal from being torn out and thus increase the safety of the system

The internal sealing edge ensures optimum tightness between clamping insert and intermediate socket

The chambered moulded seal results in protection class IP 68 up to 10 bar

The anti-twist protection prevents the clamp insert and cable from twisting during installation





Material	Nickel-plated brass
Clamping insert	Polyamide V0 according to UL 94
Seal	NBR
Material o-ring	NBR
Protection class	IP 68 – 10 bar / IP 69 K
NEMA type rating	4 / 4X / 6
Temperature range	-40°C to +100°C

RoHS

LEAD FREE

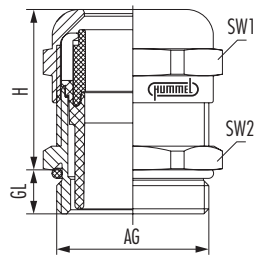
- // Other sealing material e.g. Silicone on request
- // Leadfree versions available in sizes M12 to M63

AG	∅k mm	H mm	SW1/SW2 mm	Nm	GL mm	Item-No short	GL mm	Item-No long
M12 x 1.5	2 – 5	19	14/14	4	6.5	1.609.1200.51	10	1.609.1200.31
M12 x 1.5	3 – 6.5	19	14/14	4	6.5	1.609.1200.50	10	1.609.1200.30
M16 x 1.5	2 – 6	21	17/19	6	6	1.609.1600.51	10	1.609.1600.31
M16 x 1.5	4 – 8	21	17/19	6	6	1.609.1600.50	10	1.609.1600.30
M16 x 1.5	5 – 10	22	20/20	5	6	1.609.1611.50	10	1.609.1611.30
M20 x 1.5	5 – 9	23	22/22	8	6	1.609.2000.51	10	1.609.2000.31
M20 x 1.5	6 – 12	23	22/22	8	6	1.609.2000.50	10	1.609.2000.30
M20 x 1.5	10 – 14	24	24/24	10	6	1.609.2016.50	10	1.609.2016.30
M25 x 1.5	9 – 16	26	30/30	12	7	1.609.2500.51	12	1.609.2500.31
M25 x 1.5	13 – 18	26	30/30	12	7	1.609.2500.50	12	1.609.2500.30
M32 x 1.5	13 – 20	31	40/40	15	8	1.609.3200.51	12	1.609.3200.31
M32 x 1.5	15 – 21	33	36/36	13	8	1.609.3200.52	12	1.609.3200.32
M32 x 1.5	18 – 25	31	40/40	15	8	1.609.3200.50	12	1.609.3200.30
M40 x 1.5	19 – 27	33	46/46	15	8	1.609.4000.52	15	1.609.4000.32
M40 x 1.5	20 – 26	37	50/50	15	8	1.609.4000.51	15	1.609.4000.31
M40 x 1.5	22 – 32	37	50/50	15	8	1.609.4000.50	15	1.609.4000.30
M50 x 1.5	25 – 31	37	57/57	24	9	1.609.5000.51	15	1.609.5000.31
M50 x 1.5	32 – 38	37	57/57	24	9	1.609.5000.50	15	1.609.5000.30
M63 x 1.5	29 – 35	38	64/68	30	10	1.609.6300.51	15	1.609.6300.31
M63 x 1.5	37 – 44	38	64/68	30	10	1.609.6300.50	15	1.609.6300.30



Metal cable glands

HSK-M (PG/-long)



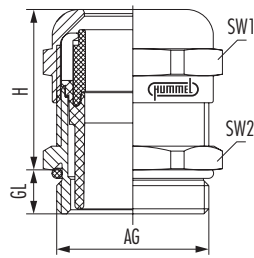
Material	Nickel-plated brass
Clamping insert	Polyamide V0 according to UL 94
Seal	NBR
Material o-ring	NBR
Protection class	IP 68 – 10 bar / IP 69 K
NEMA type rating	4 / 4X / 6
Temperature range	-40°C to +100°C

RoHS

- // Other sealing material e.g. Silicone on request
- // Leadfree versions available in sizes M12 to M63

AG	∅k mm	H mm	SW1/SW2 mm	⊕ Nm	GL mm	Item-No short	GL mm	Item-No long
PG 7	2 – 5	19	14/14	4	5	1.609.0700.15	10	1.609.0700.61
PG 7	3 – 6.5	19	14/14	4	5	1.609.0700.01	10	1.609.0700.60
PG 9	2 – 6	21	17/17	6	6	1.609.0900.15	10	1.609.0900.61
PG 9	4 – 8	21	17/17	6	6	1.609.0900.01	10	1.609.0900.60
PG 11	3 – 7	22	20/20	5	6	1.609.1100.15	10	1.609.1100.61
PG 11	5 – 10	22	20/20	5	6	1.609.1100.01	10	1.609.1100.60
PG 13.5	5 – 9	24	22/22	8	6.5	1.609.1300.15	10	1.609.1300.61
PG 13.5	6 – 12	24	22/22	8	6.5	1.609.1300.01	10	1.609.1300.60
PG 16	7 – 12	23	24/24	10	6.5	1.609.1600.15	10	1.609.1600.61
PG 16	10 – 14	23	24/24	10	6.5	1.609.1600.01	10	1.609.1600.60
PG 21	9 – 16	24	30/30	12	7	1.609.2100.15	12	1.609.2100.61
PG 21	13 – 18	24	30/30	12	7	1.609.2100.01	12	1.609.2100.60
PG 29	13 – 20	29	40/40	15	8	1.609.2900.15	12	1.609.2900.61
PG 29	18 – 25	29	40/40	15	8	1.609.2900.01	12	1.609.2900.60
PG 36	20 – 26	35	50/50	15	8	1.609.3600.15	15	1.609.3600.61
PG 36	22 – 32	35	50/50	15	8	1.609.3600.01	15	1.609.3600.60
PG 42	25 – 31	37	57/57	24	9	1.609.4200.15	15	1.609.4200.61
PG 42	32 – 38	37	57/57	24	9	1.609.4200.01	15	1.609.4200.60
PG 48	29 – 35	38	64/64	30	10	1.609.4800.15	15	1.609.4800.61
PG 48	37 – 44	38	64/64	30	10	1.609.4800.01	15	1.609.4800.60






Material	Nickel-plated brass
Clamping insert	Polyamide V0 according to UL 94
Seal	NBR
Material o-ring	NBR
Protection class	IP 68 – 10 bar / IP 69 K
NEMA type rating	4 / 4X / 6
Temperature range	-40°C to +100°C

RoHS

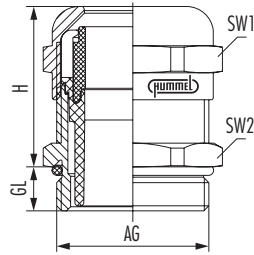
- // Other sealing material e.g. Silicone on request
- // Leadfree versions available in sizes M12 to M63

AG	∅k mm	GL mm	H mm	SW1/SW2 mm	 Nm	Item-No
NPT 3/8"	2 – 6	15	21	17/19	6	1.609.3800.71
NPT 3/8"	4 – 8	15	21	17/19	6	1.609.3800.70
NPT 1/2"	5 – 9	13	24	22/24	8	1.609.1200.71
NPT 1/2"	6 – 12	13	24	22/24	8	1.609.1200.70
NPT 3/4"	9 – 16	13	25	30/30	12	1.609.3400.71
NPT 3/4"	13 – 18	13	25	30/30	12	1.609.3400.70
NPT 1"	13 – 20	19	29	40/40	15	1.609.1000.71
NPT 1"	18 – 25	19	29	40/40	15	1.609.1000.70



Metal cable glands

HSK-M-PVDF (metric/-long)



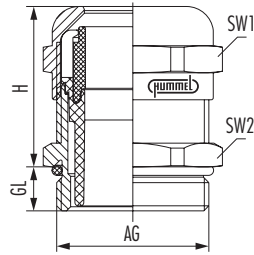
Material	Nickel-plated brass
Clamping insert	PVDF
Seal	FKM
Material o-ring	FKM
Protection class	IP 68 – 10 bar / IP 69 K
NEMA type rating	4 / 4X / 6
Temperature range	-35°C to +150°C

RoHS

// Other sealing material e.g. Silicone on request

AG	∅k mm	H mm	SW1/SW2 mm	⊕ Nm	GL mm	Item-No short	GL mm	Item-No long
M12 x 1.5	2 – 5	19	14/14	4	6.5	1.699.1200.51	10	1.699.1200.31
M12 x 1.5	3 – 6.5	19	14/14	4	6.5	1.699.1200.50	10	1.699.1200.30
M16 x 1.5	2 – 6	21	17/19	6	6	1.699.1600.51	10	1.699.1600.31
M16 x 1.5	4 – 8	21	17/19	6	6	1.699.1600.50	10	1.699.1600.30
M16 x 1.5	5 – 10	22	20/20	6	6	1.699.1611.50	10	1.699.1611.30
M20 x 1.5	5 – 9	23	22/22	8	6	1.699.2000.51	10	1.699.2000.31
M20 x 1.5	6 – 12	23	22/22	8	6	1.699.2000.50	10	1.699.2000.30
M20 x 1.5	10 – 14	24	24/24	10	6	1.699.2016.50	10	1.699.2016.30
M25 x 1.5	9 – 16	26	30/30	10	7	1.699.2500.51	12	1.699.2500.31
M25 x 1.5	13 – 18	26	30/30	10	7	1.699.2500.50	12	1.699.2500.30
M32 x 1.5	13 – 20	31	40/40	13	8	1.699.3200.51	12	1.699.3200.31
M32 x 1.5	18 – 25	31	40/40	13	8	1.699.3200.50	12	1.699.3200.30
M40 x 1.5	20 – 26	37	50/50	15	8	1.699.4000.51	15	1.699.4000.31
M40 x 1.5	22 – 32	37	50/50	15	8	1.699.4000.50	15	1.699.4000.30





Material	Nickel-plated brass
Clamping insert	PVDF
Seal	FKM
Material o-ring	FKM
Protection class	IP 68 – 10 bar / IP 69 K
NEMA type rating	4 / 4X / 6
Temperature range	-35°C to +150°C

RoHS

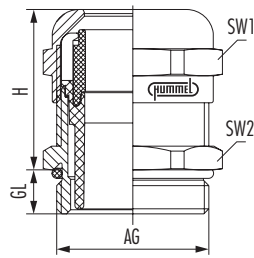
// Other sealing material e.g. Silicone on request

AG	∅k mm	H mm	SW1/SW2 mm	⊕ Nm	GL mm	Item-No short	GL mm	Item-No long
PG 7	2 – 5	19	14/14	4	5	1.699.0700.15	10	1.699.0700.61
PG 7	3 – 6.5	19	14/14	4	5	1.699.0700.01	10	1.699.0700.60
PG 9	2 – 6	21	17/17	6	6	1.699.0900.15	10	1.699.0900.61
PG 9	4 – 8	21	17/17	6	6	1.699.0900.01	10	1.699.0900.60
PG 11	3 – 7	22	20/20	6	6	1.699.1100.15	10	1.699.1100.61
PG 11	5 – 10	22	20/20	6	6	1.699.1100.01	10	1.699.1100.60
PG 13.5	5 – 9	24	22/22	8	6.5	1.699.1300.15	10	1.699.1300.61
PG 13.5	6 – 12	24	22/22	8	6.5	1.699.1300.01	10	1.699.1300.60
PG 16	7 – 12	23	24/24	10	6.5	1.699.1600.15	10	1.699.1600.61
PG 16	10 – 14	23	24/24	10	6.5	1.699.1600.01	10	1.699.1600.60
PG 21	9 – 16	24	30/30	10	7	1.699.2100.15	12	1.699.2100.61
PG 21	13 – 18	24	30/30	10	7	1.699.2100.01	12	1.699.2100.60
PG 29	13 – 20	29	40/40	13	8	1.699.2900.15	12	1.699.2900.61
PG 29	18 – 25	29	40/40	13	8	1.699.2900.01	12	1.699.2900.60
PG 36	20 – 26	35	50/50	15	8	1.699.3600.15	15	1.699.3600.61
PG 36	22 – 32	35	50/50	15	8	1.699.3600.01	15	1.699.3600.60
PG 42	25 – 31	37	57/57	24	9	1.699.4200.15	15	1.699.4200.61
PG 42	32 – 38	37	57/57	24	9	1.699.4200.01	15	1.699.4200.60
PG 48	29 – 35	38	64/64	30	10	1.699.4800.15	15	1.699.4800.61
PG 48	37 – 44	38	64/64	30	10	1.699.4800.01	15	1.699.4800.60



Metal cable glands


HSK-M-PVDF (NPT)



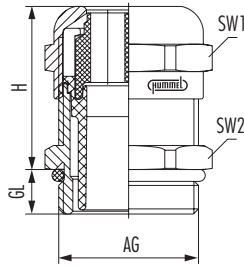
Material	Nickel-plated brass
Clamping insert	PVDF
Seal	FKM
Material o-ring	FKM
Protection class	IP 68 – 10 bar / IP 69 K
NEMA type rating	4 / 4X / 6
Temperature range	-35°C to +150°C

RoHS

// Other sealing material e.g. Silicone on request

AG	∅k mm	GL mm	H mm	SW1/SW2 mm	 Nm	Item-No
NPT 3/8"	2 – 6	15	21	17/19	6	1.699.3800.71
NPT 3/8"	4 – 8	15	21	17/19	6	1.699.3800.70
NPT 1/2"	5 – 9	13	24	22/24	8	1.699.1200.71
NPT 1/2"	6 – 12	13	24	22/24	8	1.699.1200.70
NPT 3/4"	9 – 16	13	25	30/30	10	1.699.3400.71
NPT 3/4"	13 – 18	13	25	30/30	10	1.699.3400.70





Material	Nickel-plated brass
Clamping insert	Polyamide VO according to UL 94
Seal	Elastomer
Material o-ring	NBR
Protection class	IP 65 / IP 68 – 10 bar and optimum assignment of all bores
Temperature range	-40°C to +100°C

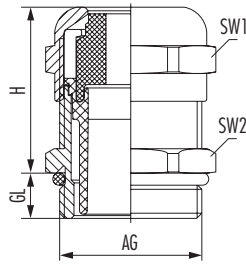
RoHS

- // AISI on request
- // Further seal inserts on request
- // Elongated threads on request
- // Type "Number of holes x d = -": without hole

AG	GL mm	H mm	SW1/SW2 mm	⊕ Nm	Number of holes x d	Item-No	Number of holes x d	Item-No
M12 x 1.5	6.5	19	14/14	4	-	1.697.1299.50		
M16 x 1.5	6	21	17/19	5	2 x 3	1.697.1601.50	4 x 1.4	1.697.1600.50
M20 x 1.5	6	23	22/22	10	2 x 5	1.697.2003.50	6 x 3	1.697.2001.50
M25 x 1.5	7	26	30/30	12	3 x 7	1.697.2501.50	4 x 6	1.697.2500.50
M32 x 1.5	8	31	40/40	15	4 x 9	1.697.3201.50	6 x 6.5	1.697.3200.50
M40 x 1.5	8	37	50/50	15	2 x 15	1.697.4003.50	7 x 9	1.697.4001.50
M50 x 1.5	9	37	57/57	24	-	1.697.5099.50		
M63 x 1.5	10	38	64/68	30	3 x 18	1.697.6302.50	6 x 12	1.697.6301.50
PG 7	5	19	14/14	4	-	1.697.0799.01		
PG 9	6	21	17/17	5	2 x 3	1.697.0901.01	4 x 1.4	1.697.0900.01
PG 11	6	22	20/20	8	2 x 4	1.697.1102.01	3 x 3	1.697.1101.01
PG 13.5	6.5	24	22/22	10	2 x 5	1.697.1303.01	3 x 4	1.697.1302.01
PG 16	6.5	23	24/24	10	2 x 6	1.697.1605.01	3 x 5.6	1.697.1606.01
PG 16	6.5	23	24/24	10	4 x 4	1.697.1602.01	6 x 4	1.697.1604.01
PG 21	7	24	30/30	12	3 x 7	1.697.2101.01	4 x 6	1.697.2100.01
PG 29	8	29	40/40	15	4 x 9	1.697.2901.01	6 x 6.5	1.697.2900.01
PG 36	8	35	50/50	15	2 x 15	1.697.3603.01	7 x 9	1.697.3601.01
PG 42	9	37	57/57	24	-	1.697.4299.01		
PG 48	10	38	64/64	30	3 x 18	1.697.4802.01	6 x 12	1.697.4801.01
NPT 3/8"	15	21	17/19	5	2 x 3	1.697.3801.70	4 x 1.4	1.697.3800.70
NPT 1/2"	13	24	24/24	10	2 x 5	1.697.1203.70	3 x 4	1.697.1202.70
NPT 3/4"	13	25	30/30	12	3 x 7	1.697.3401.70	4 x 6	1.697.3400.70
NPT 1"	19	29	40/40	15	4 x 9	1.697.1001.70	6 x 6.5	1.697.1000.70

Metal cable glands

HSK-M-Flaka (metric, PG, NPT)



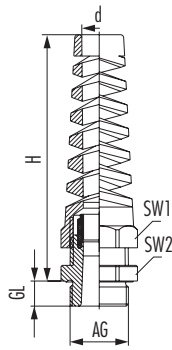
Material	Nickel-plated brass
Clamping insert	Polyamide V0 according to UL 94
Seal	Elastomer
Material o-ring	NBR
Protection class	IP 65 / IP 68 – 10 bar and optimum assignment of all bores
Temperature range	-40°C to +100°C

RoHS

- // AISI on request
- // Further seal inserts on request
- // Elongated threads on request

AG	GL mm	H mm	SW1/SW2 mm	B x H mm	Item-No	B x H mm	Item-No
M20 x 1.5	6	24	24/24	11.5 x 5	1.688.2016.50	12 x 7	1.688.2017.50
M20 x 1.5	6	24	24/24	14 x 6	1.688.2018.50		
M25 x 1.5	7	26	30/30	14 x 7	1.688.2501.50	14 x 6	1.688.2500.50
M32 x 1.5	8	31	40/40	22 x 8	1.688.3200.50		
M40 x 1.5	8	37	50/50	28.5 x 10	1.688.4000.50	29 x 5.5	1.688.4001.50
M40 x 1.5	8	37	50/50	30.5 x 12	1.688.4002.50	31 x 7.5	1.688.4003.50
M50 x 1.5	9	37	57/57	33.5 x 11.5	1.688.5000.50		
M63 x 1.5	10	38	64/68	38 x 12	1.688.6300.50		
PG 16	6.5	23	24/24	11.5 x 5	1.688.1600.01	12 x 7	1.688.1601.01
PG 16	6.5	23	24/24	14 x 6	1.688.1602.01		
PG 21	7	24	30/30	14 x 7	1.688.2101.01	14 x 6	1.688.2100.01
PG 29	8	29	40/40	22 x 8	1.688.2900.01		
PG 36	8	35	50/50	28.5 x 10	1.688.3600.01	29 x 5.5	1.688.3601.01
PG 36	8	35	50/50	30.5 x 12	1.688.3602.01	31 x 7.5	1.688.3603.01
PG 42	9	37	57/57	33.5 x 11.5	1.688.4200.01		
PG 48	10	38	64/64	38 x 12	1.688.4802.01		
NPT 3/4"	13	25	30/30	14 x 6	1.688.3400.70	14 x 7	1.688.3401.70
NPT 1"	19	29	40/40	22 x 8	1.688.1000.70		





Material	Nickel-plated brass
Steel spring	INOX 1.4310
Clamping insert	Polyamide V0 according to UL 94
Seal	NBR
Material o-ring	NBR
Protection class	IP 68 – 10 bar / IP 69 K
NEMA type rating	4 / 4X / 6
Temperature range	-40°C to +100°C

RoHS

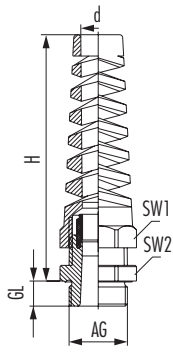
// Other sealing material e.g. Silicone on request

AG	∅k mm	d mm	H mm	SW1/SW2 mm	⊕ Nm	GL mm	Item-No short	GL mm	Item-No long
M12 x 1.5	2 – 5	6.8	55	14/14	4	6.5	1.623.1200.51	10	1.623.1200.31
M12 x 1.5	3 – 6.5	6.8	55	14/14	4	6.5	1.623.1200.50	10	1.623.1200.30
M16 x 1.5	2 – 6	8.2	66	19/19	6	6	1.623.1600.31		
M16 x 1.5	3 – 7	10.3	77	20/20	5	6	1.623.1611.51	10	1.623.1611.31
M16 x 1.5	4 – 8	8.2	66	19/19	6	6	1.623.1600.30		
M16 x 1.5	5 – 10	10.3	77	20/20	5	6	1.623.1611.50	10	1.623.1611.30
M20 x 1.5	5 – 9	12.3	88	22/22	8	6	1.623.2000.31		
M20 x 1.5	6 – 12	12.3	88	22/22	8	6	1.623.2000.50	10	1.623.2000.30
M20 x 1.5	7 – 12	14.3	98	24/24	10	6	1.623.2016.51	10	1.623.2016.31
M20 x 1.5	10 – 14	14.3	98	24/24	10	6	1.623.2016.50	10	1.623.2016.30
M25 x 1.5	9 – 16	18.4	111	30/30	12	7	1.623.2500.51	12	1.623.2500.31
M25 x 1.5	13 – 18	18.4	111	30/30	12	7	1.623.2500.50	12	1.623.2500.30
PG 7	2 – 5	6.8	55	14/14	4	5	1.623.0700.15	10	1.623.0700.61
PG 7	3 – 6.5	6.8	55	14/14	4	5	1.623.0700.01	10	1.623.0700.60
PG 9	2 – 6	8.2	66	17/17	6	6	1.623.0900.15	10	1.623.0900.61
PG 9	4 – 8	8.2	66	17/17	6	6	1.623.0900.01	10	1.623.0900.60
PG 11	3 – 7	10.3	77	20/20	5	6	1.623.1100.15	10	1.623.1100.61
PG 11	5 – 10	10.3	77	20/20	5	6	1.623.1100.01	10	1.623.1100.60
PG 13.5	5 – 9	12.3	88	22/22	8	6.5	1.623.1300.15	10	1.623.1300.61
PG 13.5	6 – 12	12.3	88	22/22	8	6.5	1.623.1300.01	10	1.623.1300.60
PG 16	7 – 12	14.3	98	24/24	10	6.5	1.623.1600.15	10	1.623.1600.61
PG 16	10 – 14	14.3	98	24/24	10	6.5	1.623.1600.01	10	1.623.1600.60
PG 21	9 – 16	18.4	111	30/30	12	7	1.623.2100.15	12	1.623.2100.61
PG 21	13 – 18	18.4	111	30/30	12	7	1.623.2100.01	12	1.623.2100.60



Metal cable glands

HSK-M-Flex (NPT)



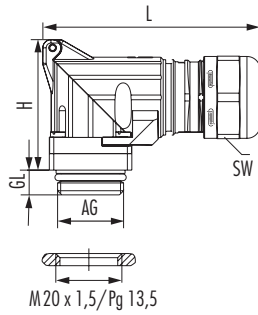
Material	Nickel-plated brass
Steel spring	INOX 1.4310
Clamping insert	Polyamide V0 according to UL 94
Seal	NBR
Material o-ring	NBR
Protection class	IP 68 – 10 bar / IP 69 K
NEMA type rating	4 / 4X / 6
Temperature range	-40°C to +100°C

RoHS

// Other sealing material e.g. Silicone on request

AG	∅ mm	d mm	GL mm	H mm	SW1/SW2 mm	⊕ Nm	Item-No
NPT 3/8"	2 – 6	8.2	15	66	17/19	6	1.623.3800.71
NPT 3/8"	4 – 8	8.2	15	66	17/19	6	1.623.3800.70
NPT 1/2"	5 – 9	12.3	13	88	22/24	8	1.623.1200.71
NPT 1/2"	6 – 12	12.3	13	88	22/24	8	1.623.1200.70
NPT 3/4"	9 – 16	18.4	13	111	33/33	12	1.623.3400.71
NPT 3/4"	13 – 18	18.4	13	111	33/33	12	1.623.3400.70





Material	Nickel-plated brass
Clamping insert	Polyamide V0 according to UL 94
Seal	NBR
Material o-ring	NBR
Protection class	IP 68
Temperature range	-40°C to +100°C

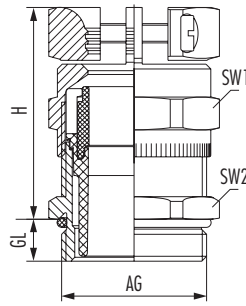
RoHS

// Other sealing material e.g. Silicone on request

AG	∅k mm	GL mm	H mm	L mm	SW mm	⊕ Nm	Version	Item-No
M20 x 1.5	7 – 12	6	37	66	25	6	with connecting thread	1.309.2020.51
M20 x 1.5	10 – 14	6	37	66	25	6	with connecting thread	1.309.2020.50
PG 13.5	7 – 12	6	37	66	25	6	with connecting thread	1.309.2013.51
PG 13.5	10 – 14	6	37	66	25	6	with connecting thread	1.309.2013.50
	7 – 12		29	66	25	6	with mounting flange	1.309.2000.51
	10 – 14		29	66	25	6	with mounting flange	1.309.2000.50

Metal cable glands

HSK-MZ (metric/-long, PG/-long)



Material	Nickel-plated brass
Clamping insert	Polyamide V0 according to UL 94
Seal	NBR
Material o-ring	NBR
Protection class	IP 68 – 10 bar / IP 69 K
NEMA type rating	4 / 4X / 6
Temperature range	-40°C to +100°C

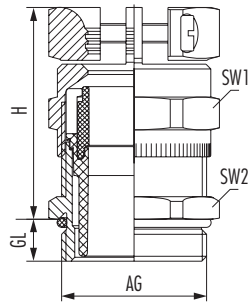
RoHS

// Other sealing material e.g. Silicone on request

AG	∅k mm	H mm	SW1/SW2 mm	⊕ Nm	GL mm	Item-No short	GL mm	Item-No long
M12 x 1.5	3 – 6.5	26	14/14	4	6.5	1.690.1200.50	10	1.690.1200.30
M16 x 1.5	4 – 8	28	19/19	6	6	1.690.1600.50	10	1.690.1600.30
M16 x 1.5	5 – 10	30	20/20	5	6	1.690.1611.50	10	1.690.1611.30
M20 x 1.5	6 – 12	33	22/22	8	6	1.690.2000.50	10	1.690.2000.30
M20 x 1.5	10 – 14	33	24/24	10	6	1.690.2016.50	10	1.690.2016.30
M25 x 1.5	13 – 18	37	30/30	12	7	1.690.2500.50	12	1.690.2500.30
M32 x 1.5	18 – 25	43	40/40	15	8	1.690.3200.50	12	1.690.3200.30
M40 x 1.5	22 – 32	50	50/50	15	8	1.690.4000.50	15	1.690.4000.30
M50 x 1.5	25 – 31	51	57/57	24	9	1.690.5000.51	15	1.690.5000.31
M50 x 1.5	32 – 38	51	57/57	24	9	1.690.5000.50	15	1.690.5000.30
M63 x 1.5	29 – 35	52	64/68	30	10	1.690.6300.51	15	1.690.6300.31
M63 x 1.5	37 – 44	52	64/68	30	10	1.690.6300.50	15	1.690.6300.30
PG 7	3 – 6.5	26	14/14	4	5	1.690.0700.01	10	1.690.0700.60
PG 9	4 – 8	28	17/17	6	6	1.690.0900.01	10	1.690.0900.60
PG 11	5 – 10	30	20/20	5	6	1.690.1100.01	10	1.690.1100.60
PG 13.5	6 – 12	33	22/22	8	6.5	1.690.1300.01	10	1.690.1300.60
PG 16	10 – 14	33	24/24	10	6.5	1.690.1600.01	10	1.690.1600.60
PG 21	13 – 18	37	30/30	12	7	1.690.2100.01	12	1.690.2100.60
PG 29	18 – 25	43	40/40	15	8	1.690.2900.60	15	1.690.2900.01
PG 36	22 – 32	50	50/50	15	8	1.690.3600.60	15	1.690.3600.01
PG 42	25 – 31	51	57/57	24	9	1.690.4200.61	15	1.690.4200.15
PG 42	32 – 38	51	57/57	24	9	1.690.4200.60	15	1.690.4200.01
PG 48	29 – 35	51	64/64	30	10	1.690.4800.61	15	1.690.4800.15
PG 48	37 – 44	52	64/64	30	10	1.690.4800.60	15	1.690.4800.01




RoHS



Material	Nickel-plated brass
Clamping insert	Polyamide V0 according to UL 94
Seal	NBR
Material o-ring	NBR
Protection class	IP 68 – 10 bar / IP 69 K
NEMA type rating	4 / 4X / 6
Temperature range	-40°C to +100°C

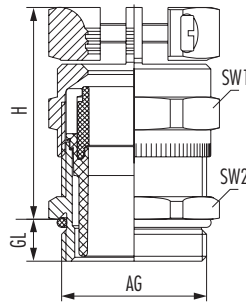
// Other sealing material e.g. Silicone on request

AG	∅k mm	GL mm	H mm	SW1/SW2 mm	 Nm	Item-No
NPT 3/8"	4 – 8	15	28	17/19	6	1.690.3800.70
NPT 1/2"	7 – 12	13	33	22/24	8	1.690.1200.70
NPT 3/4"	13 – 18	13	37	30/30	12	1.690.3400.70
NPT 1"	18 – 25	19	43	40/40	15	1.690.1000.70



Metal cable glands


HSK-MZ-PVDF (metric, PG, NPT)



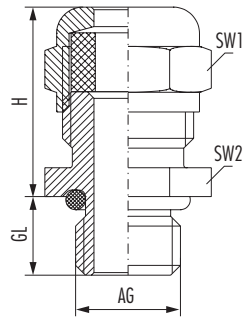
Material	Nickel-plated brass
Clamping insert	PVDF
Seal	FKM
Material o-ring	FKM
Protection class	IP 68 – 10 bar / IP 69 K
Temperature range	-35°C to +150°C

RoHS

// Other sealing material e.g. Silicone on request

AG	∅k mm	GL mm	H mm	SW1/SW2 mm	 Nm	Item-No
M12 x 1.5	3 – 6.5	6.5	26	14/14	4	1.669.1200.50
M16 x 1.5	4 – 8	6	28	19/19	6	1.669.1600.50
M16 x 1.5	5 – 10	6	30	20/20	5	1.669.1611.50
M20 x 1.5	6 – 12	6	33	22/22	8	1.669.2000.50
M20 x 1.5	10 – 14	6	33	24/24	10	1.669.2016.50
M25 x 1.5	13 – 18	7	37	30/30	12	1.669.2500.50
M32 x 1.5	18 – 25	8	43	40/40	15	1.669.3200.50
M40 x 1.5	22 – 32	8	50	50/50	15	1.669.4000.50
PG 7	3 – 6.5	5	26	14/14	4	1.669.0700.01
PG 9	4 – 8	6	28	17/17	6	1.669.0900.01
PG 11	5 – 10	6	30	20/20	5	1.669.1100.01
PG 13.5	6 – 12	6.5	33	22/22	8	1.669.1300.01
PG 16	10 – 14	6.5	33	24/24	10	1.669.1600.01
PG 21	13 – 18	7	37	30/30	12	1.669.2100.01
PG 29	18 – 25	8	43	40/40	15	1.669.2900.01
PG 36	22 – 32	8	50	50/50	15	1.669.3600.01
PG 42	25 – 31	9	51	57/57	24	1.669.4200.15
PG 42	32 – 38	9	51	57/57	24	1.669.4200.01
PG 48	29 – 35	10	51	64/64	30	1.669.4800.15
PG 48	37 – 44	10	52	64/64	30	1.669.4800.01
NPT 3/8"	4 – 8	15	28	17/19	6	1.669.3800.70
NPT 1/2"	7 – 12	13	33	22/24	8	1.669.1200.70
NPT 3/4"	13 – 18	13	37	30/30	12	1.669.3400.70





Material	Nickel-plated brass
Seal	TPE
Material o-ring	NBR
Protection class	IP 68
Temperature range	-20°C to +100°C

RoHS

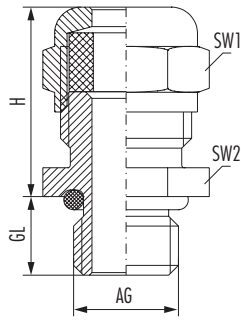
// Other thread pitches on request
 // AISI on request

AG	∅k mm	GL mm	H mm	SW1/SW2 mm	⊕ Nm	Item-No
M6 x 1	2 – 3.2	6	10	8/8	1	1.106.0601.50
M8 x 0.75	2 – 4.5	3.5	14.3	11/11	2	1.112.0801.01
M8 x 1.25	3 – 5	6	13	11/11	2	1.106.0801.50
M8 x 1.25	3 – 5	10	13	11/11	2	1.106.0801.30
M10 x 1.5	4 – 6	6	14	12/12	1	1.106.1001.50
M10 x 1.5	4 – 6	10	14	12/12	1	1.106.1001.30
PG 7	2 – 4.5	3.5	14.3	11/15	2	1.112.0708.01



Metal cable glands

HSK-Mini (metric/-long)



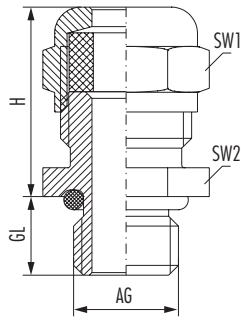
Material	Nickel-plated brass
Seal	FKM
Material o-ring	FKM
Protection class	IP 68
Temperature range	-25°C to +200°C

RoHS

- // Other thread pitches on request
- // AISI on request

AG	∅k mm	H mm	SW1/SW2 mm	⌚ Nm	GL mm	Item-No short	GL mm	Item-No long
M6 x 1	2 – 3.2	10	8/8	1	6	1.106.0600.55		
M8 x 1.25	3 – 5	13	11/11	2	6	1.106.0800.55	10	1.106.0800.35
M10 x 1.5	4 – 6	14	12/12	1	6	1.106.1000.55	10	1.106.1000.35





Material	INOX 1.4305
Seal	TPE / FKM
Material o-ring	NBR / FKM
Protection class	IP 68
Temperature range	-20°C to +100°C / -25°C to +200°C

RoHS

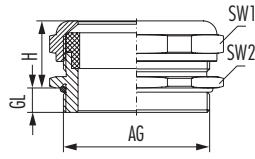
// Other thread pitches on request

AG	∅k mm	GL mm	H mm	SW1/SW2 mm	⊕ Nm	Item-No -20°C to +100°C	Item-No -25°C to +200°C
M8 x 1.25	3 – 5	6	13	11/11	2	1.129.0800.50	
M8 x 1.5	3 – 5	6	13	11/11	2		1.129.0800.55
M10 x 1.5	4 – 6	6	14	12/12	1	1.129.1000.50	1.129.1000.55



Metal cable glands


HSK-XL (metric, G)



Material	Nickel-plated brass
Seal	NBR
Material o-ring	NBR
Protection class	IP 68
Temperature range	-20°C to +100°C

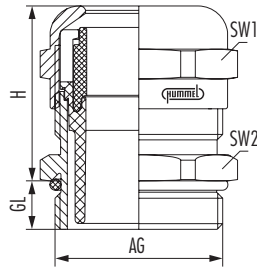
RoHS

// AISI on request

AG	∅k mm	GL mm	H mm	SW1/SW2 mm	 Nm	Item-No
M63 x 1.5	48 – 55	10	42	75/75	40	1.106.6375.50
M75 x 1.5	48 – 55	15	42	80/80	40	1.106.7500.50
M75 x 1.5	53 – 60	15	42	85/85	60	1.106.7500.51
M80 x 2	58 – 65	15	42	90/90	70	1.106.8000.50
M90 x 2	63 – 70	15	42	100/100	140	1.106.9000.50
M90 x 2	68 – 75	15	52	100/100	140	1.106.9000.51
M100 x 2	73 – 80	20	52	110/110	140	1.106.1000.51
M100 x 2	78 – 85	20	52	110/110	140	1.106.1000.50
M110 x 2	83 – 90	20	52	120/120	160	1.106.1100.51
G 2 1/2"	48 – 55	18	42	80/80	40	1.106.5200.01
G 2 1/2"	53 – 60	18	42	85/85	60	1.106.5201.01
G 3"	58 – 65	18	42	90/90	70	1.106.3000.01
G 3"	63 – 70	18	42	100/100	140	1.106.3001.01
G 4"	68 – 75	22	52	100/120	140	1.106.4000.01
G 4"	73 – 80	22	52	110/120	140	1.106.4001.01
G 4"	78 – 85	22	52	110/120	140	1.106.4002.01
G 4"	83 – 90	22	52	120/120	160	1.106.4003.01



RoHS



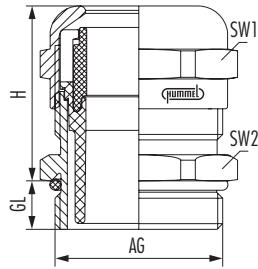
Material	INOX 1.4404 / INOX 1.4305
Clamping insert	Polyamide VO according to UL 94
Seal	NBR
Material o-ring	NBR
Protection class	IP 68 – 10 bar / IP 69 K
NEMA type rating	4 / 4X / 6
Temperature range	-40°C to +100°C

AG	∅k mm	GL mm	H mm	SW1/SW2 mm	Ⓢ Nm	Item-No INOX 1.4305	Item-No INOX 1.4404
M12 x 1.5	2 – 5	6.5	19	14/14	4	1.695.1200.51	1.675.1200.51
M12 x 1.5	3 – 6.5	6.5	19	14/14	4	1.695.1200.50	1.675.1200.50
M16 x 1.5	3 – 7	6	22	22/22	5	1.695.1600.51	1.675.1600.51
M16 x 1.5	5 – 10	6	22	22/22	5	1.695.1600.50	1.675.1600.50
M20 x 1.5	7 – 12	6	23	24/24	10	1.695.2000.51	1.675.2000.51
M20 x 1.5	10 – 14	6	23	24/24	10	1.695.2000.50	1.675.2000.50
M25 x 1.5	9 – 16	7	24	30/30	12	1.695.2500.51	1.675.2500.51
M25 x 1.5	13 – 18	7	24	30/30	12	1.695.2500.50	1.675.2500.50
M32 x 1.5	13 – 20	8	31	41/41	15	1.695.3200.51	1.675.3200.51
M32 x 1.5	18 – 25	8	31	41/41	15	1.695.3200.50	1.675.3200.50
M40 x 1.5	20 – 26	8	37	50/50	15	1.695.4000.51	1.675.4000.51
M40 x 1.5	22 – 32	8	37	50/50	15	1.695.4000.50	1.675.4000.50
M50 x 1.5	25 – 31	9	37	60/60	24	1.695.5000.51	1.675.5000.51
M50 x 1.5	32 – 38	9	37	60/60	24	1.695.5000.50	1.675.5000.50
M63 x 1.5	29 – 35	10	38	64/68	30	1.695.6300.51	1.675.6300.51
M63 x 1.5	37 – 44	10	38	64/68	30	1.695.6300.50	1.675.6300.50



Metal cable glands

HSK-INOX (PG, NPT)

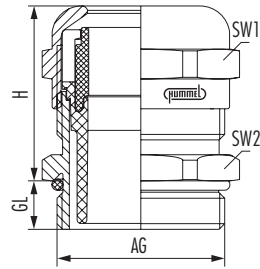


Material	INOX 1.4404 / INOX 1.4305
Clamping insert	Polyamide VO according to UL 94
Seal	NBR
Material o-ring	NBR
Protection class	IP 68 – 10 bar / IP 69 K
NEMA type rating	4 / 4X / 6
Temperature range	-40°C to +100°C

RoHS

AG	∅k mm	GL mm	H mm	SW1/SW2 mm	⊕ Nm	Item-No INOX 1.4404	Item-No INOX 1.4305
PG 7	2 – 5	5	19	14/14	4	1.675.0700.15	1.695.0700.15
PG 7	3 – 6.5	5	19	14/14	4	1.675.0700.01	1.695.0700.01
PG 9	2 – 6	6	21	17/17	6	1.675.0900.15	1.695.0900.15
PG 9	4 – 8	6	21	17/17	6	1.675.0900.01	1.695.0900.01
PG 11	3 – 7	6	22	22/22	5	1.675.1100.15	1.695.1100.15
PG 11	5 – 10	6	22	22/22	5	1.675.1100.01	1.695.1100.01
PG 13.5	5 – 9	6.5	24	22/22	8	1.675.1300.15	1.695.1300.15
PG 13.5	6 – 12	6.5	24	22/22	8	1.675.1300.01	1.695.1300.01
PG 16	7 – 12	6.5	23	24/24	10	1.675.1600.15	1.695.1600.15
PG 16	10 – 14	6.5	23	24/24	10	1.675.1600.01	1.695.1600.01
PG 21	9 – 16	7	24	30/30	12	1.675.2100.15	1.695.2100.15
PG 21	13 – 18	7	24	30/30	12	1.675.2100.01	1.695.2100.01
PG 29	13 – 20	8	29	41/41	15	1.675.2900.15	1.695.2900.15
PG 29	18 – 25	8	29	41/41	15	1.675.2900.01	1.695.2900.01
PG 36	20 – 26	8	35	50/50	15	1.675.3600.15	1.695.3600.15
PG 36	22 – 32	8	35	50/50	15	1.675.3600.01	1.695.3600.01
PG 42	25 – 31	9	37	57/57	24	1.675.4200.15	1.695.4200.15
PG 42	32 – 38	9	37	57/57	24	1.675.4200.01	1.695.4200.01
PG 48	29 – 35	10	38	64/64	30	1.675.4800.15	1.695.4800.15
PG 48	37 – 44	10	38	64/64	30	1.675.4800.01	1.695.4800.01
NPT 3/8"	2 – 6	15	21	17/19	6	1.675.3800.71	1.695.3800.71
NPT 3/8"	4 – 8	15	21	17/19	6	1.675.3800.70	1.695.3800.70
NPT 1/2"	5 – 9	13	24	22/24	8	1.675.1200.71	1.695.1200.71
NPT 1/2"	6 – 12	13	24	22/24	8	1.675.1200.70	1.695.1200.70
NPT 3/4"	9 – 16	13	25	30/30	12	1.675.3400.71	1.695.3400.71
NPT 3/4"	13 – 18	13	25	30/30	12	1.675.3400.70	1.695.3400.70
NPT 1"	13 – 20	19	29	41/41	15	1.675.1000.71	1.695.1000.71
NPT 1"	18 – 25	19	29	41/41	15	1.675.1000.70	1.695.1000.70





Material	INOX 1.4404 / INOX 1.4305
Clamping insert	PVDF
Seal	FKM
Material o-ring	FKM
Protection class	IP 68 – 10 bar / IP 69 K
NEMA type rating	4 / 4X / 6
Temperature range	-35°C to +150°C

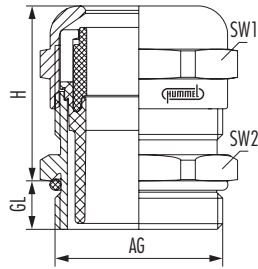
RoHS

AG	∅k mm	GL mm	H mm	SW1/SW2 mm	⊕ Nm	Item-No INOX 1.4404	Item-No INOX 1.4305
M12 x 1.5	2 – 5	6.5	19	14/14	4	1.676.1200.51	1.696.1200.51
M12 x 1.5	3 – 6.5	6.5	19	14/14	4	1.676.1200.50	1.696.1200.50
M16 x 1.5	3 – 7	6	22	22/22	5	1.676.1600.51	1.696.1600.51
M16 x 1.5	5 – 10	6	22	22/22	5	1.676.1600.50	1.696.1600.50
M20 x 1.5	7 – 12	6	23	24/24	10	1.676.2000.51	1.696.2000.51
M20 x 1.5	10 – 14	6	23	24/24	10	1.676.2000.50	1.696.2000.50
M25 x 1.5	9 – 16	7	24	30/30	12	1.676.2500.51	1.696.2500.51
M25 x 1.5	13 – 18	7	24	30/30	12	1.676.2500.50	1.696.2500.50
M32 x 1.5	13 – 20	8	31	41/41	15	1.676.3200.51	1.696.3200.51
M32 x 1.5	18 – 25	8	31	41/41	15	1.676.3200.50	1.696.3200.50
M40 x 1.5	20 – 26	8	37	50/50	15	1.676.4000.51	1.696.4000.51
M40 x 1.5	22 – 32	8	37	50/50	15	1.676.4000.50	1.696.4000.50



Metal cable glands

HSK-INOX-PVDF (PG)

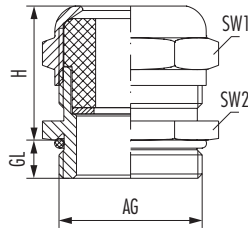


Material	INOX 1.4404 / INOX 1.4305
Clamping insert	PVDF
Seal	FKM
Material o-ring	FKM
Protection class	IP 68 – 10 bar / IP 69 K
NEMA type rating	4 / 4X / 6
Temperature range	-35°C to +150°C

RoHS

AG	∅k mm	GL mm	H mm	SW1/SW2 mm	Ⓢ Nm	Item-No INOX 1.4404	Item-No INOX 1.4305
PG 7	2 – 5	5	19	14/14	4	1.676.0700.15	1.696.0700.15
PG 7	3 – 6.5	5	19	14/14	4	1.676.0700.01	1.696.0700.01
PG 9	2 – 6	6	21	17/17	6	1.676.0900.15	1.696.0900.15
PG 9	4 – 8	6	21	17/17	6	1.676.0900.01	1.696.0900.01
PG 11	3 – 7	6	22	22/22	5	1.676.1100.15	1.696.1100.15
PG 11	5 – 10	6	22	22/22	5	1.676.1100.01	1.696.1100.01
PG 13.5	5 – 9	6.5	24	22/22	8	1.676.1300.15	1.696.1300.15
PG 13.5	6 – 12	6.5	24	22/22	8	1.676.1300.01	1.696.1300.01
PG 16	7 – 12	6.5	23	24/24	10	1.676.1600.15	1.696.1600.15
PG 16	10 – 14	6.5	23	24/24	10	1.676.1600.01	1.696.1600.01
PG 21	9 – 16	7	24	30/30	12	1.676.2100.15	1.696.2100.15
PG 21	13 – 18	7	24	30/30	12	1.676.2100.01	1.696.2100.01
PG 29	13 – 20	8	29	41/41	15	1.676.2900.15	1.696.2900.15
PG 29	18 – 25	8	29	41/41	15	1.676.2900.01	1.696.2900.01
PG 36	20 – 26	8	35	50/50	15	1.676.3600.15	1.696.3600.15
PG 36	22 – 32	8	35	50/50	15	1.676.3600.01	1.696.3600.01
PG 42	25 – 31	9	37	57/57	24	1.676.4200.15	1.696.4200.15
PG 42	32 – 38	9	37	57/57	24	1.676.4200.01	1.696.4200.01
PG 48	29 – 35	10	38	64/64	30	1.676.4800.15	1.696.4800.15
PG 48	37 – 44	10	38	64/64	30	1.676.4800.01	1.696.4800.01





Material	Nickel-plated brass
Seal	FKM
Material o-ring	FKM
Protection class	IP 68
Temperature range	-25°C to +200°C

RoHS

AG	∅k mm	GL mm	H mm	SW1/SW2 mm	⌀ Nm	Item-No
M12 x 1.5	4 – 6	5	18	14/14	4	1.106.1200.58
M16 x 1.5	7 – 9	5	19	18/18	6	1.106.1600.58
M20 x 1.5	10 – 13	6	21	22/22	8	1.106.2000.58
M25 x 1.5	15 – 18	7	23	28/28	12	1.106.2500.58
M32 x 1.5	20 – 24	8	26	35/35	15	1.106.3200.58
M40 x 1.5	27 – 32	8	27	45/45	15	1.106.4000.58
M50 x 1.5	35 – 40	10	28	55/55	24	1.106.5000.58
M63 x 1.5	45 – 52	10	36	68/68	30	1.106.6300.58
PG 7	5 – 7	6	16	14/14	4	1.106.0700.80
PG 9	6 – 8	6	17	18/18	6	1.106.0900.80
PG 9	7 – 10	6	17	18/18	6	1.106.0901.80
PG 11	6 – 8	6	20	18/18	6	1.106.1100.80
PG 11	8 – 12	6	20	18/18	6	1.106.1102.80
PG 13.5	11 – 15	6	21	24/24	8	1.106.1300.80
PG 16	11 – 15	6	21	24/24	10	1.106.1600.80
PG 21	15 – 20.5	7.5	22.5	32/32	12	1.106.2100.80
PG 29	20 – 27	8	24	40/40	15	1.106.2900.80

Even more information is available online: www.hummel.com

The HUMMEL AG website (www.hummel.com) is an enormous source for other product and company information. The complete HUMMEL assortment with all technical data, illustrations and downloads is presented in the cable glands product world. The technical centre contains lots of important background information. Special content pages address important topics such as EMC protection or applications in potentially explosive atmospheres. In addition, up-to-date information about product innovations, company news, trade fair participations and much more is also available there.

Cable glands product world

- // Complete assortment with all relevant technical data
- // Product illustrations and dimensioned line drawings
- // 3-D data to download
- // Filter functions as search help
- // Approvals and certificates

Technical centre


- // Product descriptions and assembly instruction
- // Downloading of approvals and certificates
- // Background information on EMC and Ex
- // Information about material, storage, thread types, etc.

EMC CABLE GLANDS

Protecting power units and electronic components from electromagnetic influences is becoming increasingly important. Cable management and connection solutions are of particularly high importance in this regard. Only a secure, long-lasting, 360° shield connection guarantees lasting protection for technical equipment.

- // HSK-M-EMC: The standard version with very good shield effectiveness
- // HSK-M-EMC-D: Simple, quick fitting with maximum EMC protection
- // PVDF-variants for applications in the particularly high temperature range
- // Flex variants with integrated bending protection
- // Glands with additional tension relief (HSK-M-EMC-MZ)
- // Stainless steel variants with outstanding shielding effectiveness

In each case, HUMMEL offers different clamping areas, thread lengths, thread types and various sealing materials for different temperature ranges. The cable glands have all relevant approvals for international markets and a wide range of sectors.



Full safety: 360 degree EMC connection

EMC cable glands protect electrical equipment from electromagnetic interference. As a premium manufacturer, HUMMEL relies here on innovative technology and high-quality materials. Therefore, users can rely on permanent protection, especially when it comes to a safe EMC connection.

HUMMEL cable glands with EMC protection are available in different versions:

HSK-M-EMC-D: This premium variant has a metallized clamping body, which ensures a continuous contact with the braided shield of the cable, even in dynamic applications.

Metrica-M-EMC-E: This cable gland also uses the clamping body principle. This ensures a significantly shorter installation time than with conventional EMC cable glands.


HSK-M-EMC: This cable gland also offers reliable protection against electromagnetic influences. It follows the classic mounting principle, in which the shield is separated and connected to the gland.

HSK-M-EMC-D

Overlapping clamping plates prevent the moulded seal from being torn out

The metallised clamp insert ensures optimum shielding values

Sturdy contact plates make reliable contact, even in dynamic applications



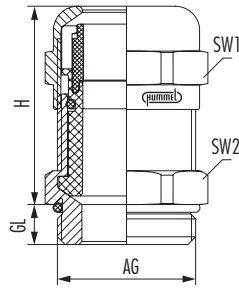
HSK-M-EMC

Overlapping clamping plates prevent the moulded seal from being torn out

The internal sealing edge ensures optimum tightness between clamping insert and intermediate socket

Secure 360° contact. Internal O-ring presses the braid against the intermediate socket





Material	Nickel-plated brass
Clamping insert	Metallized polyamide
Seal	NBR
Material o-ring	NBR
Protection class	IP 68 – 10 bar / IP 69 K
NEMA type rating	4 / 4X / 6
Temperature range	-40°C to +100°C

RoHS

EMV
EMC

// Other sealing material e.g. Silicone on request

AG	∅k mm	H mm	SW1/SW2 mm	⊕ Nm	GL mm	Item-No short	GL mm	Item-No long
M12 x 1.5	3 – 6.5	25	14/14	6	6.5	1.631.1200.50	10	1.631.1200.30
M16 x 1.5	4 – 8	29	17/19	9	6	1.631.1609.50	10	1.631.1609.30
M16 x 1.5	5 – 10	32	20/20	11	6	1.631.1600.50	10	1.631.1600.30
M20 x 1.5	6 – 12	32.5	22/22	12	6	1.631.2013.50	10	1.631.2013.30
M20 x 1.5	10 – 14	33	24/24	13	6	1.631.2000.50	10	1.631.2000.30
M25 x 1.5	13 – 18	39	30/30	13	7	1.631.2500.50	12	1.631.2500.30
M32 x 1.5	18 – 25	45	40/40	17.5	8	1.631.3200.50	12	1.631.3200.30
M40 x 1.5	24 – 32	51	50/50	25	8	1.631.4000.50	15	1.631.4000.30
M50 x 1.5	32 – 38	57.5	57/57	29	9	1.631.5000.50	15	1.631.5000.30
M63 x 1.5	37 – 44	52	64/68	34	10	1.631.6300.50	15	1.631.6300.30



to the product video

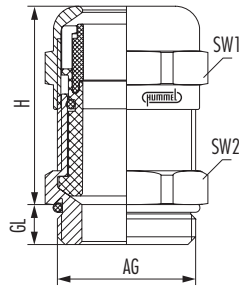


to the assembly
instruction



EMC cable glands

HSK-M-EMC-D (PG, NPT)




Material	Nickel-plated brass
Clamping insert	Metallized polyamide
Seal	NBR
Material o-ring	NBR
Protection class	IP 68 – 10 bar / IP 69 K
NEMA type rating	4 / 4X / 6
Temperature range	-40°C to +100°C

RoHS

EMV
EMC

// Other sealing material e.g. Silicone on request

AG	∅k mm	GL mm	H mm	SW1/SW2 mm	 Nm	Item-No
PG 7	3 – 6.5	5	24	14/14	6	1.631.0700.01
PG 9	4 – 8	6	28	17/17	9	1.631.0900.01
PG 11	5 – 10	6	29	20/20	11	1.631.1100.01
PG 13.5	6 – 12	6.5	31	22/22	12	1.631.1300.01
PG 16	10 – 14	6.5	32	24/24	13	1.631.1600.01
PG 21	13 – 18	7	38	30/30	13	1.631.2100.01
PG 29	18 – 25	8	43	40/40	17.5	1.631.2900.01
PG 36	24 – 32	8	48	50/50	25	1.631.3600.01
PG 42	32 – 38	9	45	57/57	29	1.631.4200.01
PG 48	37 – 44	10	46	64/64	34	1.631.4800.01
NPT 3/8"	4 – 8	15	29	17/19	9	1.631.3800.70
NPT 1/2"	6 – 12	13	32.5	22/24	12	1.631.1200.70
NPT 3/4"	13 – 18	13	39	30/30	13	1.631.3400.70

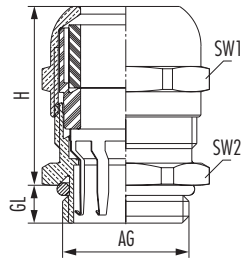


to the product video



to the assembly
instruction






Material	Nickel-plated brass
Clamping insert	Polyamide
Seal	NBR
Material o-ring	NBR
Protection class	IP 68 – 5 bar
Temperature range	-40°C to +100°C

RoHS

EMV
EMC

AG	∅k mm	GL mm	H mm	SW1/SW2 mm	 Nm	Item-No
M12 x 1.5	3 – 6.5	6	19.4	14/14	3	1.607.1200.50
M16 x 1.5	4.5 – 10	6	24.4	19/19	6.5	1.607.1600.50
M20 x 1.5	6 – 12	6	25.4	22/22	6	1.607.2013.50
M20 x 1.5	7.5 – 14	6	28.3	24/24	8	1.607.2000.50
M25 x 1.5	9 – 17	7	29.3	29/29	9.5	1.607.2500.50
M32 x 1.5	11 – 21	8	37.7	34/34	13.5	1.607.3200.50
M40 x 1.5	19 – 28	8	40.7	44/44	32	1.607.4000.50
M50 x 1.5	27 – 35	9	50.7	55/55	40	1.607.5000.50
M63 x 1.5	34 – 48	10	55.7	68/68	46	1.607.6300.50



to the product video

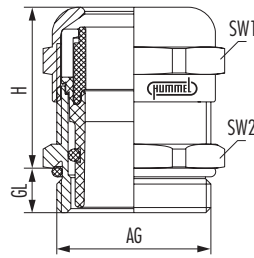


to the assembly
instruction



EMC cable glands

HSK-M-EMC (metric/-long)



Material	Nickel-plated brass
Clamping insert	Polyamide V0 according to UL 94
Seal	NBR
Material o-ring	NBR
Protection class	IP 68 – 10 bar / IP 69 K
NEMA type rating	4 / 4X / 6
Temperature range	-40°C to +100°C

RoHS

EMV
EMC

// Other sealing material e.g. Silicone on request

AG	∅k mm	H mm	SW1/SW2 mm	⊕ Nm	GL mm	Item-No short	GL mm	Item-No long
M12 x 1.5	2 – 5	19	14/14	4	6.5	1.691.1200.51	10	1.691.1200.31
M12 x 1.5	3 – 6.5	19	14/14	4	6.5	1.691.1200.50	10	1.691.1200.30
M16 x 1.5	3 – 7	22	20/20	5	6	1.691.1600.51	10	1.691.1600.31
M16 x 1.5	5 – 10	22	20/20	5	6	1.691.1600.50	10	1.691.1600.30
M20 x 1.5	7 – 12	24	24/24	10	6	1.691.2000.51	10	1.691.2000.31
M20 x 1.5	10 – 14	24	24/24	10	6	1.691.2000.50	10	1.691.2000.30
M25 x 1.5	9 – 16	26	30/30	12	7	1.691.2500.51	12	1.691.2500.31
M25 x 1.5	13 – 18	26	30/30	12	7	1.691.2500.50	12	1.691.2500.30
M32 x 1.5	13 – 20	31	40/40	15	8	1.691.3200.51	12	1.691.3200.31
M32 x 1.5	15 – 21	33	36/36	15	8	1.691.3200.52	12	1.691.3200.32
M32 x 1.5	18 – 25	31	40/40	15	8	1.691.3200.50	12	1.691.3200.30
M40 x 1.5	19 – 27	33	46/46	15	8	1.691.4000.52	15	1.691.4000.32
M40 x 1.5	20 – 26	37	50/50	15	8	1.691.4000.51	15	1.691.4000.31
M40 x 1.5	22 – 32	37	50/50	15	8	1.691.4000.50	15	1.691.4000.30
M50 x 1.5	25 – 31	37	57/57	24	9	1.691.5000.51	15	1.691.5000.31
M50 x 1.5	32 – 38	37	57/57	24	9	1.691.5000.50	15	1.691.5000.30
M63 x 1.5	29 – 35	38	64/68	30	10	1.691.6300.51	15	1.691.6300.31
M63 x 1.5	37 – 44	38	64/68	30	10	1.691.6300.50	15	1.691.6300.30

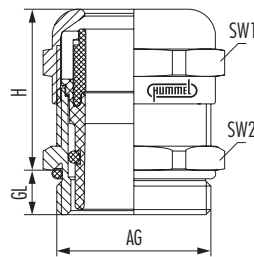


to the product video



to the assembly
instruction





Material	Nickel-plated brass
Clamping insert	Polyamide V0 according to UL 94
Seal	NBR
Material o-ring	NBR
Protection class	IP 68 – 10 bar / IP 69 K
NEMA type rating	4 / 4X / 6
Temperature range	-40°C to +100°C

RoHS

EMV
EMC

// Other sealing material e.g. Silicone on request

AG	∅k mm	H mm	SW1/SW2 mm	⊕ Nm	GL mm	Item-No short	GL mm	Item-No long
PG 7	2 – 5	19	14/14	4	5	1.691.0700.15	10	1.691.0700.61
PG 7	3 – 6.5	19	14/14	4	5	1.691.0700.01	10	1.691.0700.60
PG 9	2 – 6	21	17/17	6	6	1.691.0900.15	10	1.691.0900.61
PG 9	4 – 8	21	17/17	6	6	1.691.0900.01	10	1.691.0900.60
PG 11	3 – 7	22	20/20	5	6	1.691.1100.15	10	1.691.1100.61
PG 11	5 – 10	22	20/20	5	6	1.691.1100.01	10	1.691.1100.60
PG 13.5	5 – 9	24	22/22	5	6.5	1.691.1300.15	10	1.691.1300.61
PG 13.5	6 – 12	24	22/22	8	6.5	1.691.1300.01	10	1.691.1300.60
PG 16	7 – 12	23	24/24	10	6.5	1.691.1600.15	10	1.691.1600.61
PG 16	10 – 14	23	24/24	10	6.5	1.691.1600.01	10	1.691.1600.60
PG 21	9 – 16	24	30/30	12	7	1.691.2100.15	12	1.691.2100.61
PG 21	13 – 18	24	30/30	12	7	1.691.2100.01	12	1.691.2100.60
PG 29	13 – 20	29	40/40	15	8	1.691.2900.15	12	1.691.2900.61
PG 29	18 – 25	29	40/40	15	8	1.691.2900.01	12	1.691.2900.60
PG 36	20 – 26	35	50/50	15	8	1.691.3600.15	15	1.691.3600.61
PG 36	22 – 32	35	50/50	15	8	1.691.3600.01	15	1.691.3600.60
PG 42	25 – 31	37	57/57	24	9	1.691.4200.15	15	1.691.4200.61
PG 42	32 – 38	37	57/57	24	9	1.691.4200.01	15	1.691.4200.60
PG 48	29 – 35	38	64/64	30	10	1.691.4800.15	15	1.691.4800.61
PG 48	37 – 44	38	64/64	30	10	1.691.4800.01	15	1.691.4800.60



to the product video

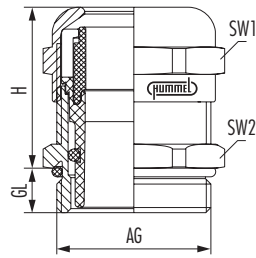


to the assembly
instruction



EMC cable glands

HSK-M-EMC (NPT)



Material	Nickel-plated brass
Clamping insert	Polyamide V0 according to UL 94
Seal	NBR
Material o-ring	NBR
Protection class	IP 68 – 10 bar / IP 69 K
NEMA type rating	4 / 4X / 6
Temperature range	-40°C to +100°C

RoHS

EMV
EMC

// Other sealing material e.g. Silicone on request

AG	∅k mm	GL mm	H mm	SW1/SW2 mm	Nm	Item-No
NPT 3/8"	2 – 6	15	21	17/19	6	1.691.3800.71
NPT 3/8"	4 – 8	15	21	17/19	6	1.691.3800.70
NPT 1/2"	5 – 9	13	24	22/24	5	1.691.1200.71
NPT 1/2"	6 – 12	13	24	22/24	8	1.691.1200.70
NPT 3/4"	9 – 16	13	25	30/30	12	1.691.3400.71
NPT 3/4"	13 – 18	13	25	30/30	12	1.691.3400.70

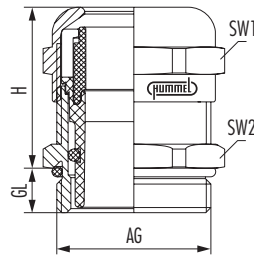


to the product video



to the assembly
instruction






Material	Nickel-plated brass
Clamping insert	PVDF
Seal	FKM
Material o-ring	FKM
Protection class	IP 68 – 10 bar / IP 69 K
NEMA type rating	4 / 4X / 6
Temperature range	-35°C to +150°C

RoHS

EMV
EMC

// Other sealing material e.g. Silicone on request

AG	∅k mm	GL mm	H mm	SW1/SW2 mm	 Nm	Item-No
M12 x 1.5	2 – 5	6.5	19	14/14	4	1.698.1200.51
M12 x 1.5	3 – 6.5	6.5	19	14/14	4	1.698.1200.50
M16 x 1.5	3 – 7	6	22	20/20	5	1.698.1611.51
M16 x 1.5	5 – 10	6	22	20/20	5	1.698.1611.50
M20 x 1.5	7 – 12	6	24	24/24	10	1.698.2000.51
M20 x 1.5	10 – 14	6	24	24/24	10	1.698.2000.50
M25 x 1.5	9 – 16	7	26	30/30	12	1.698.2500.51
M25 x 1.5	13 – 18	7	26	30/30	12	1.698.2500.50
PG 7	2 – 5	5	19	14/14	4	1.698.0700.15
PG 7	3 – 6.5	5	19	14/14	4	1.698.0700.01
PG 9	2 – 6	6	21	17/17	6	1.698.0900.15
PG 9	4 – 8	6	21	17/17	6	1.698.0900.01
PG 11	3 – 7	6	22	20/20	5	1.698.1100.15
PG 11	5 – 10	6	22	20/20	5	1.698.1100.01
PG 13.5	5 – 9	6.5	24	22/22	5	1.698.1300.15
PG 13.5	6 – 12	6.5	24	22/22	8	1.698.1300.01
PG 16	7 – 12	6.5	23	24/24	10	1.698.1600.15
PG 16	10 – 14	6.5	23	24/24	10	1.698.1600.01
PG 21	9 – 16	7	24	30/30	12	1.698.2100.15
PG 21	13 – 18	7	24	30/30	12	1.698.2100.01
PG 29	13 – 20	8	29	40/40	15	1.698.2900.15
PG 29	18 – 25	8	29	40/40	15	1.698.2900.01
PG 36	20 – 26	8	35	50/50	15	1.698.3600.15
PG 36	22 – 32	8	35	50/50	15	1.698.3600.01



to the product video

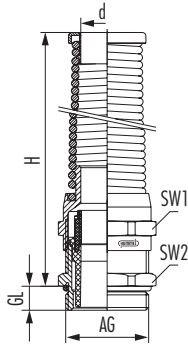


to the assembly instruction



EMC cable glands

HSK-M-Flex-EMC (metric/-long, PG/-long)



Material	Nickel-plated brass
Steel spring	INOX 1.4310
Clamping insert	Polyamide V0 according to UL 94
Seal	NBR
Material o-ring	NBR
Protection class	IP 68 – 10 bar / IP 69 K
NEMA type rating	4 / 4X / 6
Temperature range	-40°C to +100°C

RoHS

EMV
EMC

// Also available in PVDF (-35°C to +150°C)

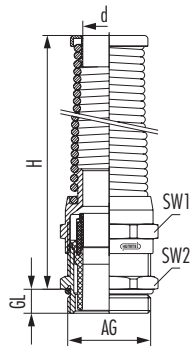
// Other sealing material e.g. Silicone on request

AG	∅k mm	d mm	H mm	SW1/SW2 mm	⊕ Nm	GL mm	Item-No short	GL mm	Item-No long
M12 x 1.5	2 – 5	6.8	55	14/14	4	6.5	1.624.1200.51	10	1.624.1200.31
M12 x 1.5	3 – 6.5	6.8	55	14/14	4	6.5	1.624.1200.50	10	1.624.1200.30
M16 x 1.5	3 – 7	10.3	77	20/20	5	6	1.624.1600.51	10	1.624.1600.31
M16 x 1.5	5 – 10	10.3	77	20/20	5	6	1.624.1600.50	10	1.624.1600.30
M20 x 1.5	7 – 12	14.3	98	24/24	10	6	1.624.2000.51	10	1.624.2000.31
M20 x 1.5	10 – 14	14.3	98	24/24	10	6	1.624.2000.50	10	1.624.2000.30
M25 x 1.5	9 – 16	18.4	111	30/30	12	7	1.624.2500.51	12	1.624.2500.31
M25 x 1.5	13 – 18	18.4	111	30/30	12	7	1.624.2500.50	12	1.624.2500.30
PG 7	2 – 5	6.8	55	14/14	4	5	1.624.0700.15	10	1.624.0700.61
PG 7	3 – 6.5	6.8	55	14/14	4	5	1.624.0700.01	10	1.624.0700.60
PG 9	2 – 6	8.2	66	17/17	6	6	1.624.0900.15	10	1.624.0900.61
PG 9	4 – 8	8.2	66	17/17	6	6	1.624.0900.01	10	1.624.0900.60
PG 11	3 – 7	10.3	77	20/20	5	6	1.624.1100.15	10	1.624.1100.61
PG 11	5 – 10	10.3	77	20/20	5	6	1.624.1100.01	10	1.624.1100.60
PG 13.5	5 – 9	12.3	88	22/22	8	6.5	1.624.1300.15	10	1.624.1300.61
PG 13.5	6 – 12	12.3	88	22/22	8	6.5	1.624.1300.01	10	1.624.1300.60
PG 16	7 – 12	14.3	98	24/24	10	6.5	1.624.1600.15	10	1.624.1600.61
PG 16	10 – 14	14.3	98	24/24	10	6.5	1.624.1600.01	10	1.624.1600.60
PG 21	9 – 16	18.4	111	30/30	12	7	1.624.2100.15	12	1.624.2100.61
PG 21	13 – 18	18.4	111	30/30	12	7	1.624.2100.01	12	1.624.2100.60



to the product video





Material	Nickel-plated brass
Steel spring	INOX 1.4310
Clamping insert	Polyamide V0 according to UL 94
Seal	NBR
Material o-ring	NBR
Protection class	IP 68 – 10 bar / IP 69 K
NEMA type rating	4 / 4X / 6
Temperature range	-40°C to +100°C

RoHS

EMV
EMC

- // Also available in PVDF (-35°C to +150°C)
- // Other sealing material e.g. Silicone on request

AG	∅* mm	d mm	GL mm	H mm	SW1/SW2 mm	⌀ Nm	Item-No
NPT 3/8"	2 – 6	8.2	15	66	17/19	6	1.624.3800.71
NPT 3/8"	4 – 8	8.2	15	66	17/19	6	1.624.3800.70
NPT 1/2"	5 – 9	12.3	13	88	22/24	8	1.624.1200.71
NPT 1/2"	6 – 12	12.3	13	88	22/24	8	1.624.1200.70
NPT 3/4"	9 – 16	18.4	13	111	30/30	12	1.624.3400.71
NPT 3/4"	13 – 18	18.4	13	111	30/30	12	1.624.3400.70

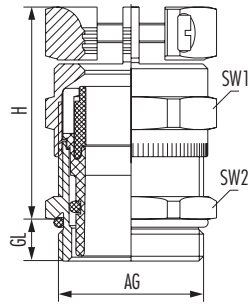


to the product video



EMC cable glands

HSK-MZ-EMC (metric/-long, PG/-long)



Material	Nickel-plated brass
Clamping insert	Polyamide V0 according to UL 94
Seal	NBR
Material o-ring	NBR
Protection class	IP 68 – 10 bar / IP 69 K
NEMA type rating	4 / 4X / 6
Temperature range	-40°C to +100°C

RoHS

EMV
EMC

// *Also available in PVDF on request (-35°C to +150°C)

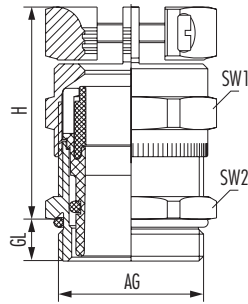
// Other sealing material e.g. Silicone on request

AG	∅k mm	H mm	SW1/SW2 mm	⊕ Nm	GL mm	Item-No short	GL mm	Item-No long
M12 x 1.5	3 – 6.5	26	14/14	4	6.5	1.692.1200.50	10	1.692.1200.30
M16 x 1.5	5 – 10	29	20/20	5	6	1.692.1600.50	10	1.692.1600.30
M20 x 1.5	10 – 14	32	24/24	10	6	1.692.2000.50	10	1.692.2000.30
M25 x 1.5	13 – 18	35	30/30	12	7	1.692.2500.50	12	1.692.2500.30
M32 x 1.5	18 – 25	41	40/40	15	8	1.692.3200.50	12	1.692.3200.30
M40 x 1.5	22 – 32	48	50/50	15	8	1.692.4000.50	15	1.692.4000.30
M50 x 1.5	25 – 31	51	57/57	24	9	1.692.5000.51	15	1.692.5000.31
M50 x 1.5	32 – 38	51	57/57	24	9	1.692.5000.50	15	1.692.5000.30
M63 x 1.5	29 – 35	52	64/68	30	10	1.692.6300.51	15	1.692.6300.31
M63 x 1.5	37 – 44	52	64/68	30	10	1.692.6300.50	15	1.692.6300.30
PG 7*	3 – 6.5	26	14/14	4	5	1.692.0700.01	10	1.692.0700.60
PG 9*	4 – 8	28	17/17	5	6	1.692.0900.01	10	1.692.0900.60
PG 11*	5 – 10	29	20/20	5	6	1.692.1100.01	10	1.692.1100.60
PG 13.5*	6 – 12	33	22/22	10	6.5	1.692.1300.01	10	1.692.1300.60
PG 16*	10 – 14	32	24/24	10	6.5	1.692.1600.01	10	1.692.1600.60
PG 21*	13 – 18	35	30/30	12	7	1.692.2100.01	12	1.692.2100.60
PG 29*	18 – 25	41	40/40	15	8	1.692.2900.01	12	1.692.2900.60
PG 36*	22 – 32	48	50/50	15	8	1.692.3600.01	15	1.692.3600.60
PG 42*	25 – 31	51	57/57	24	9	1.692.4200.15	15	1.692.4200.61
PG 42*	32 – 38	51	57/57	24	9	1.692.4200.01	15	1.692.4200.60
PG 48*	29 – 35	51	64/64	30	10	1.692.4800.15	15	1.692.4800.61
PG 48*	37 – 44	51	64/64	30	10	1.692.4800.01	15	1.692.4800.60



to the product video






Material	Nickel-plated brass
Clamping insert	Polyamide V0 according to UL 94
Seal	NBR
Material o-ring	NBR
Protection class	IP 68 – 10 bar / IP 69 K
NEMA type rating	4 / 4X / 6
Temperature range	-40°C to +100°C

RoHS

EMV
EMC

// Other sealing material e.g. Silicone on request

AG	∅k mm	GL mm	H mm	SW1/SW2 mm	 Nm	Item-No
NPT 3/8"	4 – 8	15	28	17/19	5	1.692.3800.70
NPT 1/2"	6 – 12	13	29	22/24	10	1.692.1200.70
NPT 3/4"	13 – 18	13	35	30/30	12	1.692.3400.70

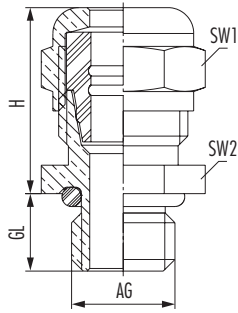


to the product video



EMC cable glands


HSK-Mini EMC (metric)



Material	Nickel-plated brass
Seal	TPE
Material o-ring	NBR
Protection class	IP 68
Temperature range	-20°C to +100°C

RoHS

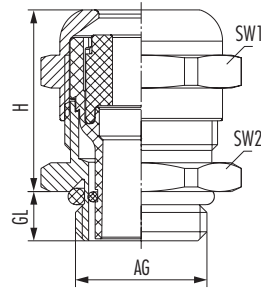
- // Other thread pitches on request
- // AISI on request

AG	∅k mm	GL mm	H mm	SW1/SW2 mm	 Nm	Item-No
M8 x 1.25	3 – 5	6	13	11/11	2	1.119.0800.50
M10 x 1.5	4 – 6	6	14	12/12	1	1.119.1000.50



to the product video






Material	INOX 1.4305
Clamping insert	Polyamide V0 according to UL 94
Seal	NBR
Material o-ring	NBR
Protection class	IP 68 – 10 bar / IP 69 K
NEMA type rating	4 / 4X / 6
Temperature range	-40°C to +100°C

RoHS

EMV
EMC

// Other types of stainless steels available on request

AG	∅k mm	GL mm	H mm	SW1/SW2 mm	 Nm	Item-No
M12 x 1.5	2 – 5	6.5	19	14/14	4	1.693.1200.51
M12 x 1.5	3 – 6.5	6.5	19	14/14	4	1.693.1200.50
M16 x 1.5	3 – 7	6	21	22/22	5	1.693.1600.51
M16 x 1.5	5 – 10	6	21	22/22	5	1.693.1600.50
M20 x 1.5	7 – 12	6	23	24/24	10	1.693.2000.51
M20 x 1.5	10 – 14	6	23	24/24	10	1.693.2000.50
M25 x 1.5	9 – 16	7	26	30/30	12	1.693.2500.51
M25 x 1.5	13 – 18	7	26	30/30	12	1.693.2500.50
M32 x 1.5	13 – 20	8	31	41/41	15	1.693.3200.51
M32 x 1.5	18 – 25	8	31	41/41	15	1.693.3200.50
M40 x 1.5	20 – 26	8	37	50/50	15	1.693.4000.51
M40 x 1.5	22 – 32	8	37	50/50	15	1.693.4000.50
PG 7	2 – 5	5	19	14/14	4	1.693.0700.15
PG 7	3 – 6.5	5	19	14/14	4	1.693.0700.01
PG 9	2 – 6	6	21	17/17	6	1.693.0900.15
PG 9	4 – 8	6	21	17/17	6	1.693.0900.01
PG 11	3 – 7	6	22	22/22	5	1.693.1100.15
PG 11	5 – 10	6	22	22/22	5	1.693.1100.01
PG 13.5	5 – 9	6.5	24	22/22	8	1.693.1300.15
PG 13.5	6 – 12	6.5	24	22/22	8	1.693.1300.01
PG 16	7 – 12	6.5	23	24/24	10	1.693.1600.15
PG 16	10 – 14	6.5	23	24/24	10	1.693.1600.01
PG 21	9 – 16	7	24	30/30	12	1.693.2100.15
PG 21	13 – 18	7	24	30/30	12	1.693.2100.01
PG 29	13 – 20	8	29	41/41	15	1.693.2900.15
PG 29	18 – 25	8	29	41/41	15	1.693.2900.01
PG 36	20 – 26	8	35	50/50	15	1.693.3600.15
PG 36	22 – 32	8	35	50/50	15	1.693.3600.01



to the product video



VariaPro: From M12 to M63

The cable glands of the VariaPro series are available in sizes from M12 to M63. These cable glands therefore cover a clamping range from 2 to 54 millimetre cable diameter for discerning markets. The reducer insert in the moulded seal is responsible for this. Users therefore gain maximum flexibility, simplified procurement processes and lean warehousing.

VariaPro is available with three characteristics. The VariaPro Temp version is designed for extreme temperatures. It covers a temperature range from -60 to +200° Celsius. The acid-resistant VariaPro FKM is suitable for applications in the process industry. On the other hand, the rail version meets the strictest fire protection standards and can therefore be used in all trains of the European rail network.

All versions have an integrated EMC link in the standard and fulfil protection class IP 68 up to 10 bar.


VariaPro
FKM



VariaPro
Rail




VariaPro
Temp



CABLE GLANDS FOR SPECIAL APPLICATIONS

With the VariaPro series, HUMMEL focusses on very special applications and the particular requirements of selected sectors. The VariaPro cable glands have been designed for very special sector requirements in each case. Their specific strengths with regard to temperature, fire protection or hygiene are certified which means they can be used without restriction in these extreme applications.

- // VariaPro Rail: The cable gland with railway approval EN 45545-3
- // VariaPro Temp: Suitable for particularly low and extremely high temperatures
- // VariaPro FKM: The acid-resistant cable gland for the process industry
- // HSK-INOX-HD: Developed for areas with a high level of hygienic requirements
- // HSK-INOX-HD-Pro: The HD cable gland with EHEDG certification



VariaPro: Outstanding technical properties

Demanding markets with special challenges – these are ideal conditions for VariaPro. These cable glands impress with numerous technical features. The large clamping ranges of all variants are outstanding. For users this means high flexibility, easy procurement and lean warehousing. Simple assembly is also user-friendly. Two different wrench sizes on one gland facilitate tightening. The optimised ergonomics also ensure a better grip of the tool.

Technical features

- // Available sizes M12 to M63
- // Integrated EMC connection
- // Protection class IP 68 up to 10 bar
- // Robust design and slimline construction
- // Large clamping range through a reduction insert


VariaPro

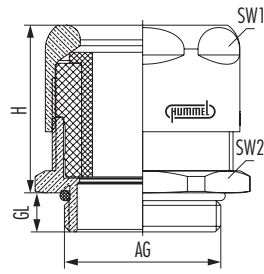
Compact union nut for easy installation even in confined spaces

Removable reduction sealing insert

Integrated EMC connection on the sealing insert

Anti-twist protection for the sealing insert and cable at the intermediate socket





Material	Nickel-plated brass
Seal	EPDM
Material o-ring	EPDM
Protection class	IP 68 – 10 bar
Integrity	E30 / E20
Temperature range	-40°C to +100°C

RoHS

EMV
EMC

- // DIN EN 45545-2 and DIN EN 45545-3
- // Large clamping range through reduction insert
- // Integrated anti-twist protection during cable installation

AG	∅k mm	GL mm	H mm	SW1/SW2 mm	 Nm	Item-No
M12 x 1.5	2 – 8	6.5	20	16/17	3	1.750.1200.50
M12 x 1.5	5 – 8	6.5	20	16/17	5	1.750.1200.51
M16 x 1.5	4 – 11	7	24.5	19/20	5	1.750.1600.50
M16 x 1.5	7 – 11	7	24.5	19/20	8	1.750.1600.51
M20 x 1.5	7 – 14	6	27	22/24	6	1.750.2000.50
M20 x 1.5	10 – 14	6	27	22/24	6	1.750.2000.51
M25 x 1.5	11 – 18	7	29	27/30	10	1.750.2500.50
M25 x 1.5	14.5 – 18	7	29	27/30	10	1.750.2500.51
M32 x 1.5	16 – 25	8	34	36/40	12	1.750.3200.50
M32 x 1.5	20.5 – 25	8	34	36/40	12	1.750.3200.51
M40 x 1.5	21 – 32	8	40	46/50	15	1.750.4000.50
M40 x 1.5	26.5 – 32	8	40	46/50	15	1.750.4000.51
M50 x 1.5	31 – 42	9	48	57/57	20	1.750.5000.50
M50 x 1.5	35 – 42	9	48	57/57	20	1.750.5000.51
M63 x 1.5	41 – 54	10	47.5	65/68	32	1.750.6300.50
M63 x 1.5	46.5 – 54	10	47.5	65/68	37	1.750.6300.51

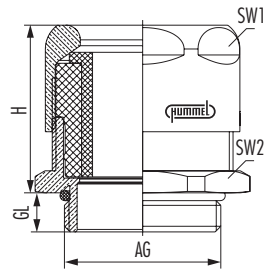


to the product video



Cable glands for special applications

VariaPro Temp (metric)




Material	Nickel-plated brass
Seal	VMQ (silicone)
Material o-ring	VMQ (silicone)
Protection class	IP 68 – 10 bar
Temperature range	-60°C to +200°C

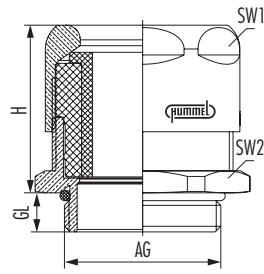
RoHS

EMV
EMC

- // Suitable for absolute low and high temperature applications
- // Integrated possibility for EMC connection
- // Large clamping range through reduction insert
- // Integrated anti-twist protection during cable installation

AG	∅k mm	GL mm	H mm	SW1/SW2 mm	 Nm	Item-No
M12 x 1.5	2 – 8	6.5	20	16/17	3	1.751.1200.50
M12 x 1.5	5 – 8	6.5	20	16/17	5	1.751.1200.51
M16 x 1.5	4 – 11	7	24.5	19/20	5	1.751.1600.50
M16 x 1.5	7 – 11	7	24.5	19/20	8	1.751.1600.51
M20 x 1.5	7 – 14	6	27	22/24	6	1.751.2000.50
M20 x 1.5	10 – 14	6	27	22/24	6	1.751.2000.51
M25 x 1.5	11 – 18	7	29	27/30	18	1.751.2500.50
M25 x 1.5	14.5 – 18	7	29	27/30	10	1.751.2500.51
M32 x 1.5	16 – 25	8	34	36/40	24	1.751.3200.50
M32 x 1.5	20.5 – 25	8	34	36/40	20	1.751.3200.51
M40 x 1.5	21 – 32	8	40	46/50	20	1.751.4000.50
M40 x 1.5	26.5 – 32	8	40	46/50	20	1.751.4000.51
M50 x 1.5	31 – 42	9	48	57/57	20	1.751.5000.50
M50 x 1.5	35 – 42	9	48	57/57	20	1.751.5000.51
M63 x 1.5	41 – 54	10	47.5	65/68	32	1.751.6300.50
M63 x 1.5	46.5 – 54	10	47.5	65/68	37	1.751.6300.51






Material	Nickel-plated brass
Seal	FKM
Material o-ring	FKM
Protection class	IP 68 – 10 bar
Temperature range	-20°C to +180°C

RoHS

EMV
EMC

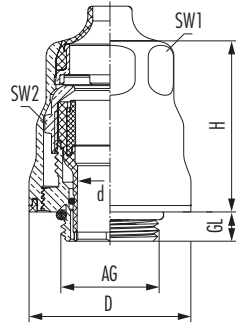
- // High resistance to acids and chemicals
- // Integrated possibility for EMC connection
- // Large clamping range through reduction insert
- // Integrated anti-twist protection during cable installation

AG	∅k mm	GL mm	H mm	SW1/SW2 mm	 Nm	Item-No
M12 x 1.5	2 – 8	6.5	20	16/17	3	1.752.1200.50
M12 x 1.5	5 – 8	6.5	20	16/17	5	1.752.1200.51
M16 x 1.5	4 – 11	7	24.5	19/20	5	1.752.1600.50
M16 x 1.5	7 – 11	7	24.5	19/20	8	1.752.1600.51
M20 x 1.5	7 – 14	6	27	22/24	6	1.752.2000.50
M20 x 1.5	10 – 14	6	27	22/24	6	1.752.2000.51
M25 x 1.5	11 – 18	7	29	27/30	10	1.752.2500.50
M25 x 1.5	14.5 – 18	7	29	27/30	10	1.752.2500.51
M32 x 1.5	16 – 25	8	34	36/40	12	1.752.3200.50
M32 x 1.5	20.5 – 25	8	34	36/40	12	1.752.3200.51
M40 x 1.5	21 – 32	8	40	46/50	15	1.752.4000.50
M40 x 1.5	26.5 – 32	8	40	46/50	15	1.752.4000.51
M50 x 1.5	31 – 42	9	48	57/57	20	1.752.5000.50
M50 x 1.5	35 – 42	9	48	57/57	20	1.752.5000.51
M63 x 1.5	41 – 54	10	47.5	65/68	32	1.752.6300.50
M63 x 1.5	46.5 – 54	10	47.5	65/68	37	1.752.6300.51



Cable glands for special applications

HSK-INOX-HD (metric)



Material	INOX 1.4404
Seal	VMQ (silicone)
Protection class	IP 68
Temperature range	-40°C to +120°C

**EMV
EMC**

- // EMC integrated
- // VDMA Riboflavin cleaning test fulfilled and passed
- // Durability and cleanability tested and passed with compounds from ECOLAB

AG	∅k mm	D mm	d mm	GL mm	H mm	SW1/SW2 mm	⌀ Nm	Item-No
M12 x 1.5	3.5 – 6.5	21	5.8	6	30	14/14	4	1.740.1202.50
M16 x 1.5	5 – 10	27	9.3	6	34	18/20	5	1.740.1602.50
M20 x 1.5	10 – 14	33	13.2	6	34.5	24/24	10	1.740.2002.50
M25 x 1.5	13 – 18	40	17.3	7	41.5	27/30	12	1.740.2502.50

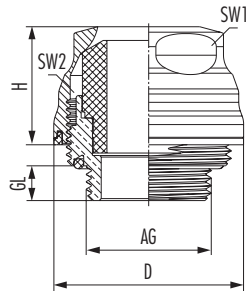


to the product video



to the assembly
instruction





Material	INOX 1.4404
Seal	VMQ (silicone)
Protection class	IP 69 K / IP 68 – 10 bar / IP 66
Temperature range	-40°C to +120°C

**EMV
EMC**

- // EMC connection integrated
- // VDMA Riboflavin cleaning test passed
- // EHEDG O1 cleaning test passed
- // EHEDG certificate EL class I AUX approved

AG	∅∅ mm	D mm	GL mm	H mm	SW1/SW2 mm	⊕ Nm	Item-No
M12 x 1.5	5 – 6.5	21	6	19	14/14	8	1.740.1203.50
M16 x 1.5	6 – 7.5	27	6	20	19/21	15	1.740.1603.51
M16 x 1.5	7.5 – 10	27	6	20	19/21	15	1.740.1603.50
M20 x 1.5	9 – 12	33	6	22.5	24/27	30	1.740.2003.51
M20 x 1.5	11 – 13.5	33	6	22.5	24/27	30	1.740.2003.50
M25 x 1.5	14 – 16	38	7	23.5	30/30	35	1.740.2503.52
M25 x 1.5	15 – 18	38	7	23.5	30/30	35	1.740.2503.50
M32 x 1.5	18 – 21	45	8	26.5	36/36	40	1.740.3203.51
M32 x 1.5	21 – 25	45	8	26.5	36/36	40	1.740.3203.50



to the assembly
instruction




HUMMEL AG on social media

Apart from the HUMMEL website (www.hummel.com), information, news, videos and posts are available on different social media channels. The target group-specific topics to choose from range from training at HUMMEL, product innovations, information about events and reviews or even simply the light and amusing side of everyday working at HUMMEL AG.

YouTube

Youtube: On the HUMMEL Youtube channel there are many video clips of

- // Product presentations
- // Installation/Assembly videos
- // 3-D animations
- // Training videos



<https://www.youtube.com/user/HummelAGET>



Facebook: Here the topics primarily cover training at HUMMEL and everyday work in the company.



<https://www.facebook.com/Hummel.AG>

LinkedIn

LinkedIn: Following is worthwhile! All product innovations and news are published on LinkedIn promptly.



<https://www.linkedin.com/company/10651915>

XING

XING: Information about the company and contacts with many HUMMEL employees are also available via XING.



<https://www.xing.com/pages/hummelag>



DIN CABLE GLANDS

These cable glands have been designed to meet the requirements of very special norms and standards. This means they have a different construction and function compared to the premium cable glands in the HSK series. DIN cable glands offer very special clamping areas and feature a very low construction height.

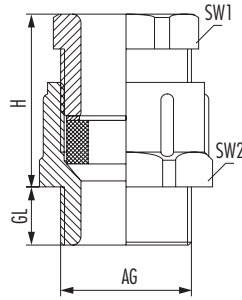
- // DIN 46320: Plastic and brass cable glands
- // Z (DIN 46320): Cable glands with extra high tension relief
- // SE (DIN 46320): Cable glands with EMC connection
- // ZSE (DIN 46320): Cable glands with extra high tension relief and EMC connection

In each case, HUMMEL offers different clamping areas, thread types and various sealing materials for different temperature ranges.



DIN cable glands

DIN 46320 plastic (PG)



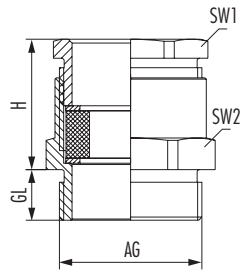
Material	Polyamide
Seal	NBR
Protection class	IP 54 / IP 65 in case of additional flat seal at connection thread
Temperature range	-20°C to +80°C
Colour	grey
RAL	7035

RoHS

// Metric threads available on request

AG	∅k mm	GL mm	H mm	SW1/SW2 mm	Item-No
PG 7	3.5 – 6	8	20	13/15	1.202.0700.11
PG 9	4 – 10	8	21	16/19	1.202.0901.11
PG 9	4.5 – 7	8	21	16/19	1.202.0900.11
PG 11	6 – 9	8	22	19/22	1.202.1100.11
PG 11	6.5 – 12	8	22	19/22	1.202.1101.11
PG 13.5	6.5 – 13.5	9	26	21/24	1.202.1301.11
PG 13.5	9 – 12	9	26	21/24	1.202.1300.11
PG 16	6.5 – 16	10	28	23/27	1.202.1601.11
PG 16	11 – 14	10	28	23/27	1.202.1600.11
PG 21	9 – 20	11	32	30/33	1.202.2101.11
PG 21	14 – 18	11	32	30/33	1.202.2100.11
PG 29	17 – 28	11	35	40/42	1.202.2901.11
PG 29	18 – 25	11	35	40/42	1.202.2900.11
PG 36	23 – 34	13	39	50/53	1.202.3601.11
PG 36	25 – 32	13	39	50/53	1.202.3600.11
PG 42	29 – 40	13	44	55/60	1.202.4201.11
PG 42	30 – 38	13	44	55/60	1.202.4200.11
PG 48	34 – 42	14	44	60/65	1.202.4800.11
PG 48	35 – 46	14	44	60/65	1.202.4801.11





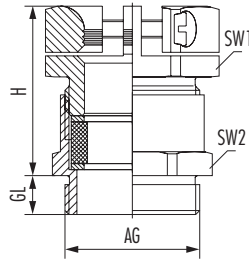
Material	Nickel-plated brass
Seal	NBR
Protection class	IP 54 / IP 65 in case of additional flat seal at connection thread
Temperature range	-20°C to +80°C

RoHS

AG	∅k mm	GL mm	H mm	SW1/SW2 mm	Item-No
PG 7	6 – 8	5	15	13/14	1.101.0703.01
PG 9	4 – 10	6	15	15/17	1.101.0901.01
PG 9	8 – 10	6	15	15/17	1.101.0903.01
PG 11	6.5 – 12	6	17	18/20	1.101.1101.01
PG 11	10 – 12	6	17	20/18	1.101.1103.01
PG 13.5	6.5 – 13.5	6.5	20	20/22	1.101.1301.01
PG 13.5	12 – 14	6.5	20	20/22	1.101.1303.01
PG 16	6.5 – 16	6.5	22	22/24	1.101.1601.01
PG 16	14 – 16	6.5	22	22/24	1.101.1603.01
PG 21	9 – 20	7	24	28/30	1.101.2101.01
PG 21	17 – 19	7	24	28/30	1.101.2103.01
PG 29	17 – 28	8	26	37/40	1.101.2901.01
PG 29	26 – 28	8	26	37/40	1.101.2903.01
PG 36	23 – 34	9	30	47/50	1.101.3601.01
PG 36	33 – 35	9	30	47/50	1.101.3603.01
PG 42	29 – 40	10	34	54/57	1.101.4201.01
PG 42	39 – 41	10	34	54/57	1.101.4203.01
PG 48	35 – 46	10	37	60/64	1.101.4801.01
PG 48	45 – 47	10	37	60/64	1.101.4803.01

DIN cable glands

DIN 46320 Z (metric, PG)

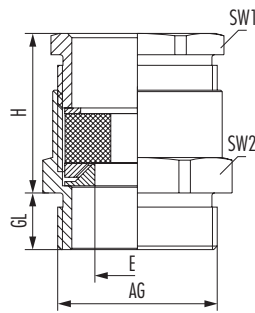


Material	Nickel-plated brass
Seal	NBR
Protection class	IP 54 / IP 65 in case of additional flat seal at connection thread
Temperature range	-20°C to +80°C

RoHS

AG	∅k mm	GL mm	H mm	SW1/SW2 mm	Version	Item-No
M12 x 1.5	6 – 8	5	22	16/14	with sealing ring	1.105.1200.51
M16 x 1.5	6.5 – 10	5	25	19/18	with cut-out sealing ring	1.105.1600.52
M16 x 1.5	8 – 10	5	25	19/18	with sealing ring	1.105.1600.51
M20 x 1.5	7.5 – 12	6	26	22/22	with cut-out sealing ring	1.105.2000.52
M20 x 1.5	8.5 – 13.5	6	27.5	24/22	with cut-out sealing ring	1.105.2013.52
M20 x 1.5	10 – 12	6	26	22/22	with sealing ring	1.105.2000.51
M20 x 1.5	10.5 – 15	6	28.5	26/24	with cut-out sealing ring	1.105.2016.52
M20 x 1.5	12 – 14	6	27.5	24/22	with sealing ring	1.105.2013.51
M20 x 1.5	13 – 15	6	28.5	26/24	with sealing ring	1.105.2016.51
M25 x 1.5	13 – 20	6	33	33/30	with cut-out sealing ring	1.105.2500.52
M25 x 1.5	17 – 19	6	33	33/30	with sealing ring	1.105.2500.51
M32 x 1.5	19 – 28	6	36	42/39	with cut-out sealing ring	1.105.3200.52
M32 x 1.5	26 – 27	6	36	42/39	with sealing ring	1.105.3200.51
M40 x 1.5	24 – 34	7	41	52/50	with cut-out sealing ring	1.105.4000.52
M40 x 1.5	33 – 35	7	41	52/50	with sealing ring	1.105.4000.51
M50 x 1.5	34 – 40	8	45	59/57	with cut-out sealing ring	1.105.5000.52
M50 x 1.5	39 – 41	8	45	59/57	with sealing ring	1.105.5000.51
M63 x 1.5	39 – 46	9	48	64/66	with cut-out sealing ring	1.105.6300.52
M63 x 1.5	43 – 45	9	48	64/66	with sealing ring	1.105.6300.51
PG 7	6 – 8	5	22	16/14	with sealing ring	1.105.0703.01
PG 9	6.5 – 10	6	25	19/17	with cut-out sealing ring	1.105.0901.01
PG 9	8 – 10	6	25	19/17	with sealing ring	1.105.0903.01
PG 11	7.5 – 12	6	26	22/20	with cut-out sealing ring	1.105.1101.01
PG 11	10 – 12	6	26	22/20	with sealing ring	1.105.1103.01
PG 13.5	8.5 – 13.5	6.5	27.5	24/22	with cut-out sealing ring	1.105.1301.01
PG 13.5	12 – 14	6.5	27.5	24/22	with sealing ring	1.105.1303.01
PG 16	10.5 – 16	6.5	28.5	26/24	with cut-out sealing ring	1.105.1601.01
PG 16	14 – 16	6.5	28.5	26/24	with sealing ring	1.105.1603.01
PG 21	13 – 20	7	33	33/30	with cut-out sealing ring	1.105.2101.01
PG 21	17 – 19	7	33	33/30	with sealing ring	1.105.2103.01
PG 29	19 – 28	8	36	42/40	with cut-out sealing ring	1.105.2901.01
PG 29	26 – 28	8	36	42/40	with sealing ring	1.105.2903.01
PG 36	24 – 34	9	41	52/50	with cut-out sealing ring	1.105.3601.01
PG 36	33 – 35	9	41	52/50	with sealing ring	1.105.3603.01
PG 42	34 – 40	10	45	59/57	with cut-out sealing ring	1.105.4201.01
PG 42	39 – 41	10	45	59/57	with sealing ring	1.105.4203.01
PG 48	39 – 46	10	48	64/64	with cut-out sealing ring	1.105.4801.01
PG 48	43 – 45	10	48	64/64	with sealing ring	1.105.4803.01





Material	Nickel-plated brass
Seal	NBR
Protection class	IP 54 / IP 65 in case of additional flat seal at connection thread
Temperature range	-20°C to +80°C

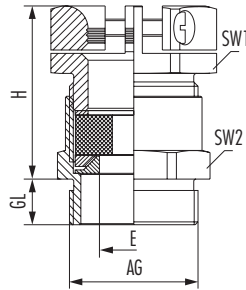
RoHS

EMV
EMC

AG	∅k mm	E mm	GL mm	H mm	SW1/SW2 mm	Item-No
PG 9	4 – 10	6	7	17	15/17	1.680.0906.01
PG 11	6.5 – 12	8	7	20	18/20	1.680.1108.01
PG 13.5	6.5 – 13.5	10	8	21	20/22	1.680.1310.01
PG 13.5	6.5 – 13.5	12	8	21	20/22	1.680.1312.01
PG 16	6.5 – 16	12	8	24	22/24	1.680.1612.01
PG 16	6.5 – 16	14	8	24	22/24	1.680.1614.01
PG 21	9 – 20	15	10	27	28/30	1.680.2115.01
PG 21	9 – 20	18	10	27	28/30	1.680.2118.01
PG 29	17 – 28	20	10	30	37/40	1.680.2920.01
PG 29	17 – 28	24	10	30	37/40	1.680.2924.01

DIN cable glands

DIN 46320 ZSE (PG)



Material	Nickel-plated brass
Seal	NBR
Protection class	IP 54 / IP 65 in case of additional flat seal at connection thread
Temperature range	-20°C to +80°C

RoHS

EMV
EMC

AG	∅k mm	E mm	GL mm	H mm	SW1/SW2 mm	Item-No
PG 9	6.5 – 10	6	7	27	19/17	1.681.0906.01
PG 11	7.5 – 12	7	7	29	22/20	1.681.1107.01
PG 11	7.5 – 12	8	7	29	22/20	1.681.1108.01
PG 13.5	8.5 – 13.5	10	8	30	24/22	1.681.1310.01
PG 13.5	8.5 – 13.5	12	8	30	24/22	1.681.1312.01
PG 16	10.5 – 16	12	8	31	26/24	1.681.1612.01
PG 16	10.5 – 16	14	8	31	26/24	1.681.1614.01
PG 21	13 – 20	15	10	36	33/30	1.681.2115.01
PG 21	13 – 20	18	10	36	33/30	1.681.2118.01
PG 29	19 – 28	20	10	40	42/40	1.681.2920.01
PG 29	19 – 28	24	10	40	42/40	1.681.2924.01


CE

ACCESSORIES

That finishing touch for many applications: accessories. Seemingly insignificant, but actually extremely important. For the desired functionality is often only achieved with the right accessories. That's why HUMMEL offers a huge range of accessory components which are aligned perfectly with the cable glands and have been tried and tested over many years.

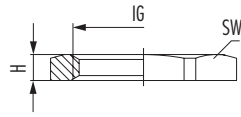
- // Accessories in plastic, brass and stainless steel
- // Plugs and locknuts
- // O-rings and connecting thread sealing rings
- // Various inserts (Multi, Flaka)
- // Reduction and expansion parts

The accessories come in a range of materials, sizes and thread types. HUMMEL accessories also have all relevant approvals for international markets.



Accessories

Locknut GM-FS (metric, PG, NPT)

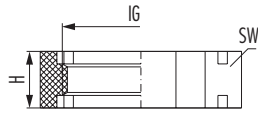


Material	Polyamide, fiber reinforced
Temperature range	-40°C to +100°C
Colour	grey / black
RAL	7035 / 9005

RoHS

IG	H mm	SW mm	Item-No grey	Item-No black
M12 x 1.5	5	17	1.262.1200.50	1.262.1201.50
M16 x 1.5	5	22	1.262.1600.50	1.262.1601.50
M20 x 1.5	6	27	1.262.2000.50	1.262.2001.50
M25 x 1.5	6.5	32	1.262.2500.50	1.262.2501.50
M32 x 1.5	7	41	1.262.3200.50	1.262.3201.50
M40 x 1.5	7	50	1.262.4000.50	1.262.4001.50
M50 x 1.5	8	60	1.262.5000.50	1.262.5001.50
M63 x 1.5	8	75	1.262.6300.50	1.262.6301.50
PG 7	5	19	1.262.0700.11	1.262.0701.11
PG 9	5	22	1.262.0900.11	1.262.0901.11
PG 11	5	24	1.262.1100.11	1.262.1101.11
PG 13.5	6	27	1.262.1300.11	1.262.1301.11
PG 16	6	30	1.262.1600.11	1.262.1601.11
PG 21	7	36	1.262.2100.11	1.262.2101.11
PG 29	7	46	1.262.2900.11	1.262.2901.11
PG 36	8	60	1.262.3600.11	1.262.3601.11
PG 42	8	65	1.262.4200.11	1.262.4201.11
PG 48	8	70	1.262.4800.11	1.262.4801.11
NPT 3/8"	7	24	1.262.3800.70	1.262.3801.70
NPT 1/2"	7	27	1.262.1200.70	1.262.1201.70
NPT 3/4"	7	32	1.262.3400.70	1.262.3401.70
NPT 1"	8	40	1.262.1000.70	1.262.1001.70

Locknut for breather drain GM-KS (metric)



Material	Polyamide
Temperature range	-40°C to +100°C
Colour	black / grey
RAL	9005 / 7035

IG	H mm	SW mm	Item-No grey	Item-No black
M25 x 1.5	9	30	1.263.2500.50	1.263.2501.50

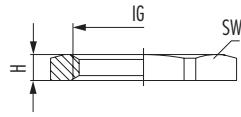
Accessories

Locknut GM-Ms (metric, PG, G)

Material

Nickel-plated brass

RoHS



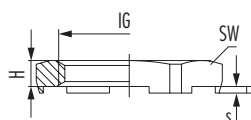
IG	H mm	SW mm	Item-No
M12 x 1.5	2.8	15	1.161.1200.50
M16 x 1.5	2.8	19	1.161.1600.50
M20 x 1.5	3	23	1.161.2000.50
M25 x 1.5	3.5	29	1.161.2500.50
M32 x 1.5	4	36	1.161.3200.50
M40 x 1.5	4.5	41	1.161.4000.50
M50 x 1.5	5.5	55	1.161.5000.50
M63 x 1.5	6	70	1.161.6300.50
M75 x 1.5	8	85	1.161.7500.50
M80 x 2	8	90	1.161.8000.50
M90 x 2	8	100	1.161.9000.50
M100 x 2	11	115	1.161.1000.50
M110 x 2	11	125	1.161.1100.50
PG 7	2.8	15	1.161.0700.01
PG 9	2.8	18	1.161.0900.01
PG 11	3	21	1.161.1100.01
PG 13.5	3	23	1.161.1300.01
PG 16	3	26	1.161.1600.01
PG 21	3.5	32	1.161.2100.01
PG 29	4	41	1.161.2900.01
PG 36	5	51	1.161.3600.01
PG 42	5	60	1.161.4200.01
PG 48	5.5	64	1.161.4800.01
G 1/2"	7	80	1.106.5200.99
G 3"	8	95	1.106.3000.99
G 4"	11	125	1.106.4000.99



Material

Nickel-plated brass

RoHS



IG	H mm	s mm	SW mm	Item-No
M12 x 1.5	2.8	0.7	15	1.167.1200.50
M16 x 1.5	2.8	0.7	19	1.167.1600.50
M20 x 1.5	3	0.7	24	1.167.2000.50
M25 x 1.5	3.5	0.7	30	1.167.2500.50
M32 x 1.5	4.5	0.7	36	1.167.3200.50
M40 x 1.5	5	0.7	46	1.167.4000.50
M50 x 1.5	5	0.7	60	1.167.5000.50
M63 x 1.5	6	0.7	70	1.167.6300.50
PG 7	2.8	0.7	15	1.167.0700.01
PG 9	2.8	0.7	18	1.167.0900.01
PG 11	3	0.7	21	1.167.1100.01
PG 13.5	3	0.7	23	1.167.1300.01
PG 16	3	0.7	26	1.167.1600.01
PG 21	3.5	0.7	32	1.167.2100.01
PG 29	4	0.7	41	1.167.2900.01
PG 36	5	0.7	51	1.167.3600.01
PG 42	5	0.7	60	1.167.4200.01
PG 48	5.5	0.7	64	1.167.4800.01



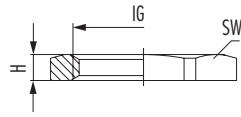
Accessories

Locknut GM-INOX (metric, PG)

Material

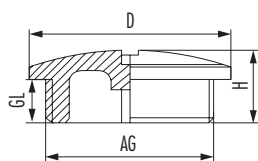
INOX 1.4305

RoHS



IG	H mm	SW mm	Item-No
M12 x 1.5	2.8	15	1.161.1200.58
M16 x 1.5	2.8	19	1.161.1600.58
M20 x 1.5	2.8	24	1.161.2000.58
M25 x 1.5	3.5	30	1.161.2500.58
M32 x 1.5	3.5	36	1.161.3200.58
M40 x 1.5	5	46	1.161.4000.58
M50 x 1.5	5	55	1.161.5000.58
M63 x 1.5	6	70	1.161.6300.58
PG 7	2.8	17	1.161.0700.08
PG 9	2.8	22	1.161.0900.08
PG 11	3	22	1.161.1100.08
PG 13.5	3	24	1.161.1300.08
PG 16	3	27	1.161.1600.08
PG 21	3.5	32	1.161.2100.08
PG 29	4	41	1.161.2900.08
PG 36	5	50	1.161.3600.08

Plug V-N-FS (metric, PG)



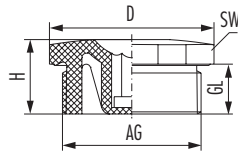
Material	Polyamide
Protection class	IP 54
Temperature range	-40°C to +100°C
Colour	grey / black
RAL	7035 / 9005

RoHS

AG	D mm	GL mm	H mm	Item-No grey	Item-No black
M12 x 1.5	15	6	10	1.251.1200.50	1.251.1201.50
M16 x 1.5	20	7	11	1.251.1600.50	
M16 x 1.5	20	7	11.5		1.251.1601.50
M20 x 1.5	25	6	9.5	1.251.2000.50	1.251.2001.50
M25 x 1.5	30	11	15.5	1.251.2500.50	1.251.2501.50
M32 x 1.5	38	11	16	1.251.3200.50	1.251.3201.50
M40 x 1.5	46	13	18	1.251.4000.50	1.251.4001.50
M50 x 1.5	56	13	18.5	1.251.5000.50	1.251.5001.50
M63 x 1.5	69	15	19	1.251.6300.50	1.251.6301.50
PG 7	15	6	8	1.251.0700.11	1.251.0701.11
PG 9	19	6	9	1.251.0900.11	1.251.0901.11
PG 11	22	6	9	1.251.1100.11	1.251.1101.11
PG 13.5	25	6	9.5	1.251.1300.11	1.251.1301.11
PG 16	27	6	9.5	1.251.1600.11	1.251.1601.11
PG 21	33	8	11	1.251.2100.11	1.251.2101.11
PG 29	44	8	12	1.251.2900.11	1.251.2901.11
PG 36	55	10	15	1.251.3600.11	1.251.3601.11
PG 42	62	10	16	1.251.4200.11	1.251.4201.11
PG 48	69	12	16	1.251.4800.11	1.251.4801.11

Accessories

Plug V-NE (metric, PG)



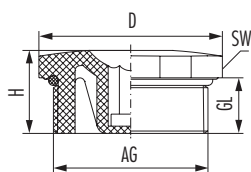
Material	Polyamide, fiber reinforced
Protection class	IP 54
Temperature range	-20°C to +80°C
Colour	black
RAL	9005

RoHS

AG	D mm	GL mm	H mm	SW mm	⊙	Item-No
M12 x 1.5	16.5	8.5	13	15	6	1.255.1201.50
M16 x 1.5	20.5	8.5	13	19	8	1.255.1601.50
M20 x 1.5	25.5	9	14.5	24	8	1.255.2001.50
M25 x 1.5	30.5	10.5	16	28	8	1.255.2501.50
M32 x 1.5	38	11.5	17.5	36	8	1.255.3201.50
M40 x 1.5	48	11.5	18	46	8	1.255.4001.50
M50 x 1.5	60	13.5	20	55	8	1.255.5001.50
M63 x 1.5	75	14.5	21	70	8	1.255.6301.50
PG 7	16.5	8.5	13	15	6	1.255.0701.11
PG 9	20.5	8.5	13	19	8	1.255.0901.11
PG 11	25.5	9	14.5	24	8	1.255.1101.11
PG 13.5	25.5	9	14.5	24	8	1.255.1301.11
PG 16	30.5	10.5	16	28	8	1.255.1601.11
PG 21	38	11.5	17.5	36	8	1.255.2101.11
PG 29	48	11.5	18	46	8	1.255.2901.11
PG 36	60	13.5	20	55	8	1.255.3601.11
PG 42	65	13.5	20	60	8	1.255.4201.11
PG 48	75	14.5	21	70	8	1.255.4801.11



Plug V-NE-SD (metric, PG)



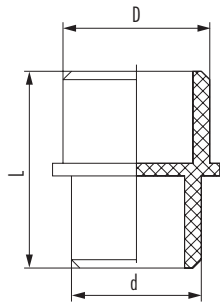
Material	Polyamide, fiber reinforced
Material o-ring	NBR
Protection class	IP 68 – 10 bar / IP 69 K
Temperature range	-20°C to +80°C
Colour	black
RAL	9005

RoHS

AG	D mm	GL mm	H mm	SW mm	⊙	Item-No
M12 x 1.5	16.5	8.5	13	15	6	1.256.1201.50
M16 x 1.5	20.5	8.5	13	19	8	1.256.1601.50
M20 x 1.5	25.5	9	14.5	24	8	1.256.2001.50
M25 x 1.5	30.5	10.5	16	28	8	1.256.2501.50
M32 x 1.5	38	11.5	17.5	36	8	1.256.3201.50
M40 x 1.5	48	11.5	18	46	8	1.256.4001.50
M50 x 1.5	60	13.5	20	55	8	1.256.5001.50
M63 x 1.5	75	14.5	21	70	8	1.256.6301.50
PG 7	16.5	8.5	13	15	6	1.256.0701.11
PG 9	20.5	8.5	13	19	8	1.256.0901.11
PG 11	25.5	9	14.5	24	8	1.256.1101.11
PG 13.5	25.5	9	14.5	24	8	1.256.1301.11
PG 16	30.5	10.5	16	28	8	1.256.1601.11
PG 21	38	11.5	17.5	36	8	1.256.2101.11
PG 29	48	11.5	18	46	8	1.256.2901.11
PG 36	60	13.5	20	55	8	1.256.3601.11
PG 42	65	13.5	20	60	8	1.256.4201.11
PG 48	75	14.5	21	70	8	1.256.4801.11



Plug HSK-V



Material	Polyamide
Temperature range	-40°C to +100°C
Colour	black
RAL	9005

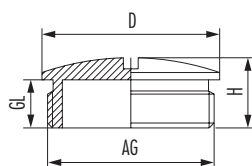

RoHS

// Dome plugs for cable glands

Suitable for AG	Suitable for AG 2	Suitable for AG 3	d mm	D mm	L mm	Item-No
PG 7	M12 x 1.5		4.5	6	15	1.280.0007.00
PG 9	M16 x 1.5	NPT 3/8"	5.5	7.5	17	1.280.0009.00
PG 11	M16 x 1.5 / 11		6.5	8.5	19	1.280.0011.00
PG 13.5	M20 x 1.5	NPT 1/2"	8.5	11.5	19	1.280.0013.00
PG 16	M20 x 1.5 / 16	NPT 1/2" / 16	11.5	13.5	19.5	1.280.0016.00
PG 21	M25 x 1.5	NPT 3/4"	15.5	17.5	23.5	1.280.0021.00
PG 29	M32 x 1.5	NPT 1" / NPT 1 1/4"	19	24	26	1.280.0029.00
PG 36	M40 x 1.5	NPT 1 1/2"	25	31	28	1.280.0036.00
PG 42	M50 x 1.5		30	37	28	1.280.0042.00
PG 48	M63 x 1.5		34	43	28	1.280.0048.00



Plug V-N-Ms (metric, PG)



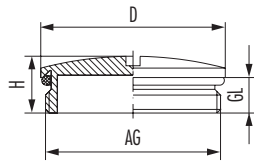

Material	Nickel-plated brass
Protection class	IP 54

RoHS

AG	D mm	GL mm	H mm	Item-No
M12 x 1.5	14	5	7.5	1.052.1200.50
M16 x 1.5	18	5	8	1.052.1600.50
M20 x 1.5	22	6.5	9.5	1.052.2000.50
M25 x 1.5	28	7	11	1.052.2500.50
M32 x 1.5	35	8	12	1.052.3200.50
M40 x 1.5	45	8.1	13	1.052.4000.50
M50 x 1.5	54	9	15	1.052.5000.50
M63 x 1.5	67	10	16	1.052.6300.50
PG 7	14	5	8	1.052.0700.01
PG 9	17	6	9	1.052.0900.01
PG 11	20	6	9	1.052.1100.01
PG 13.5	22	6.5	9.5	1.052.1300.01
PG 16	24	6.5	9.5	1.052.1600.01
PG 21	30	7	11	1.052.2100.01
PG 29	39	8	12	1.052.2900.01
PG 36	50	9	15	1.052.3600.01
PG 42	57	10	16	1.052.4200.01
PG 48	64	10	16	1.052.4800.01

Accessories

Plug V-N-Ms-SD (metric, PG)



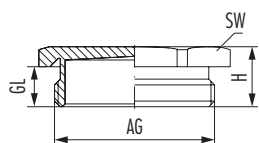
Material	Nickel-plated brass
Material o-ring	NBR
Protection class	IP 68 – 10 bar / IP 69 K
Temperature range	-40°C to +80°C

RoHS

// Other O-Ring materials on request

AG	D mm	GL mm	H mm	Item-No
M12 x 1.5	14	6.5	9.5	1.052.1201.50
M16 x 1.5	20	6	9	1.052.1601.50
M20 x 1.5	24	6.5	9.5	1.052.2001.50
M25 x 1.5	28	7	11	1.052.2501.50
M32 x 1.5	35	8	12.5	1.052.3201.50
M40 x 1.5	45	8	12	1.052.4001.50
M50 x 1.5	55	9	15	1.052.5001.50
M63 x 1.5	68	10	16	1.052.6301.50
PG 7	14	4.8	8	1.052.0701.01
PG 9	17	5.5	9	1.052.0901.01
PG 11	20	5.5	9	1.052.1101.01
PG 13.5	22	6	9.5	1.052.1301.01
PG 16	24	6	9.5	1.052.1601.01
PG 21	30	6.5	11	1.052.2101.01
PG 29	39	7.5	12	1.052.2901.01
PG 36	50	9	15	1.052.3601.01
PG 42	57	10	16	1.052.4201.01
PG 48	64	10	16	1.052.4801.01

Plug V-NE-Ms (metric, PG)



Material Nickel-plated brass

RoHS

Protection class IP 54


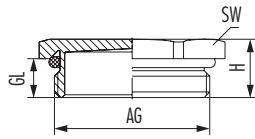
- // Without o-ring
- // NPT thread on request
- // Elongated threads on request

AG	GL mm	H mm	SW mm	Item-No
M12 x 1.5	6.5	9.5	14	1.155.1200.50
M16 x 1.5	6	9	19	1.155.1600.50
M20 x 1.5	6	9.5	22	1.155.2000.50
M25 x 1.5	7	10.5	30	1.155.2500.50
M32 x 1.5	8	12.5	41	1.155.3200.50
M40 x 1.5	8	13	46	1.155.4000.50
M50 x 1.5	9	15	55	1.155.5000.50
M63 x 1.5	10	16.5	70	1.155.6300.50
PG 7	5	8	14	1.155.0700.01
PG 9	6	9	17	1.155.0900.01
PG 11	6	9.5	20	1.155.1100.01
PG 13.5	6.5	10	22	1.155.1300.01
PG 16	6.5	10	24	1.155.1600.01
PG 21	7	10.5	30	1.155.2100.01
PG 29	8	12.5	41	1.155.2900.01
PG 36	8	13	50	1.155.3600.01
PG 42	9	15	58	1.155.4200.01
PG 48	10	16.5	65	1.155.4800.01



Accessories

Plug V-NE-Ms-SD (metric, PG)



Material	Nickel-plated brass
Material o-ring	NBR / FKM
Protection class	IP 68 – 10 bar / IP 69 K
Temperature range	-20°C to +95°C / -20°C to +180°C

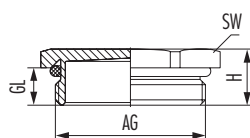
RoHS

- // NPT thread on request
- // Elongated threads on request
- // Other O-Ring materials on request

AG	GL mm	H mm	SW mm	Item-No NBR	Item-No FKM
M12 x 1.5	6.5	9.5	14	1.156.1200.50	1.157.1200.50
M16 x 1.5	6	9	19	1.156.1600.50	1.157.1600.50
M20 x 1.5	6	9.5	22	1.156.2000.50	1.157.2000.50
M25 x 1.5	7	10.5	30	1.156.2500.50	1.157.2500.50
M32 x 1.5	8	12.5	41	1.156.3200.50	1.157.3200.50
M40 x 1.5	8	13	46	1.156.4000.50	1.157.4000.50
M50 x 1.5	9	15	55	1.156.5000.50	1.157.5000.50
M63 x 1.5	10	16.5	70	1.156.6300.50	1.157.6300.50
PG 7	5	8	14	1.156.0700.01	1.157.0700.01
PG 9	6	9	17	1.156.0900.01	1.157.0900.01
PG 11	6	9.5	20	1.156.1100.01	1.157.1100.01
PG 13.5	6.5	10	22	1.156.1300.01	1.157.1300.01
PG 16	6.5	10	24	1.156.1600.01	1.157.1600.01
PG 21	7	10.5	30	1.156.2100.01	1.157.2100.01
PG 29	8	12.5	41	1.156.2900.01	1.157.2900.01
PG 36	8	13	50	1.156.3600.01	1.157.3600.01
PG 42	9	15	58	1.156.4200.01	1.157.4200.01
PG 48	10	16.5	65	1.156.4800.01	1.157.4800.01



Plug V-INOX metric (metric, PG)



Material	INOX 1.4305
Material o-ring	NBR / FKM / VMQ (silicone)
Protection class	IP 68 – 10 bar / IP 69 K
Temperature range	-20°C to +95°C / -20°C to +180°C / -60°C to +180°C

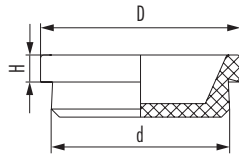
RoHS

- // Elongated threads on request
- // Other sizes on request

AG	GL mm	H mm	SW mm	Item-No NBR -20°C to +95°C	Item-No FKM -20°C to +180°C	Item-No VMQ (silicone) -60°C to +180°C
M12 x 1.5	6.5	9.5	14	1.152.1200.50	1.153.1200.50	1.154.1200.50
M16 x 1.5	6	9	19	1.152.1600.50	1.153.1600.50	1.154.1600.50
M20 x 1.5	6	9.5	22	1.152.2000.50	1.153.2000.50	1.154.2000.50
M25 x 1.5	7	10.5	30	1.152.2500.50	1.153.2500.50	1.154.2500.50
M32 x 1.5	8	12.5	41	1.152.3200.50	1.153.3200.50	1.154.3200.50
M40 x 1.5	8	13	46	1.152.4000.50	1.153.4000.50	1.154.4000.50
PG 7	5	8	14	1.152.0700.01	1.153.0700.01	1.154.0700.01
PG 9	6	9	17	1.152.0900.01	1.153.0900.01	1.154.0900.01
PG 11	6	9.5	20	1.152.1100.01	1.153.1100.01	1.154.1100.01
PG 13.5	6.5	10	22	1.152.1300.01	1.153.1300.01	1.154.1300.01
PG 16	6.5	10	24	1.152.1600.01	1.153.1600.01	1.154.1600.01
PG 21	7	10.5	30	1.152.2100.01	1.153.2100.01	1.154.2100.01
PG 29	8	12.5	41	1.152.2900.01	1.153.2900.01	1.154.2900.01
PG 36	8	13	50	1.152.3600.01	1.153.3600.01	1.154.3600.01



Unthreaded sealing plug DS



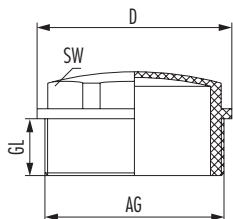
Material	Elastomer
Protection class	IP 54
Temperature range	-20°C to +80°C
Colour	black
RAL	9005

RoHS

// For through holes or tapped holes

d mm	D mm	H mm	Item-No
12	17	5	1.250.1201.50
16	20	5	1.250.1601.50
20	25	5	1.250.2001.50
25	30	5	1.250.2501.50
32	37	5	1.250.3201.50
40	45	5	1.250.4001.50
50	56	5	1.250.5001.50
63	70	5	1.250.6301.50

Threaded sealing plug WN (metric)



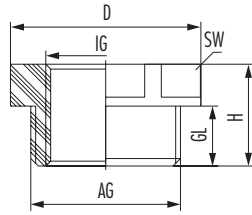
Material	Polyethylene
Protection class	IP 54
Temperature range	-20°C to +80°C
Colour	grey
RAL	7035

RoHS

AG	D mm	GL mm	SW mm	Item-No
M16 x 1.5	19.8	9	15	1.282.1600.50
M20 x 1.5	24	12	19	1.282.2000.50
M25 x 1.5	29.5	12	24	1.282.2500.50
M32 x 1.5	37.5	14	30	1.282.3200.50
M40 x 1.5	45.8	14	37	1.282.4000.50
M50 x 1.5	55.8	18	46	1.282.5000.50
M63 x 1.5	68.8	20	56	1.282.6300.50

Accessories

Adapter R-FS type A (metric)



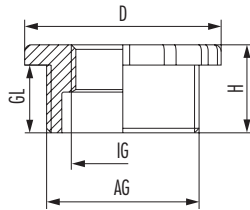
Material	Polyamide
Temperature range	-40°C to +80°C
Colour	grey
RAL	7035

RoHS

// For further sizes see type B or C

AG	IG	Type	D mm	GL mm	H mm	SW mm	Item-No
M16 x 1.5	M12 x 1.5	A	24	9	16	22	1.272.1612.50
M20 x 1.5	M16 x 1.5	A	27	9	16	24	1.272.2016.50
M25 x 1.5	M20 x 1.5	A	32	10	17	29	1.272.2520.50
M32 x 1.5	M25 x 1.5	A	40	12	19	36	1.272.3225.50
M40 x 1.5	M32 x 1.5	A	51	12	19	46	1.272.4032.50
M50 x 1.5	M40 x 1.5	A	61	14	21	55	1.272.5040.50
M63 x 1.5	M50 x 1.5	A	75	15	22	65	1.272.6350.50

Adapter R-FS type B (PG)



Material	Polyamide
Temperature range	-40°C to +80°C
Colour	grey
RAL	7035

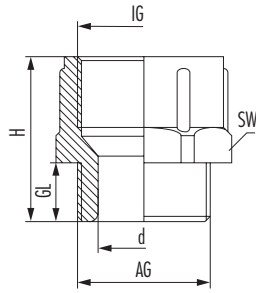
RoHS

// For further sizes see type A or C

AG	IG	Type	D mm	GL mm	H mm	Item-No
PG 13.5	PG 9	B	27	8	12	1.272.1309.11
PG 16	PG 9	B	29	10	13	1.272.1609.11
PG 16	PG 11	B	29	10	13	1.272.1611.11
PG 21	PG 13.5	B	36	11	13.5	1.272.2113.11
PG 21	PG 16	B	36	11	13.5	1.272.2116.11
PG 29	PG 21	B	46	11	13.5	1.272.2921.11
PG 36	PG 29	B	58	11	15	1.272.3629.11

Accessories

Adapter R-FS type C (PG)



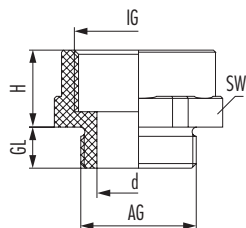
Material	Polyamide
Temperature range	-40°C to +80°C
Colour	grey
RAL	7035

RoHS

// For further sizes see type A or B

AG	IG	Type	d mm	GL mm	H mm	SW mm	Item-No
PG 9	PG 7	C	8	8	14	15	1.236.0907.11
PG 11	PG 9	C	10.2	8	23	22	1.236.1109.11
PG 13.5	PG 11	C	11.5	9	21.5	22	1.236.1311.11
PG 16	PG 13.5	C	13.5	10	27	27	1.236.1613.11

Adapter R-M-PA type A (metric, PG)



Material	Polyamide
Temperature range	-20°C to +80°C
Colour	black
RAL	9005

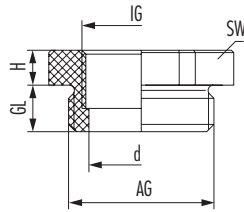
RoHS

// For further sizes see type B or C

AG	IG	Type	d mm	GL mm	H mm	SW mm	Item-No
M25 x 1.5	PG 16	A	18	8	14	29	1.273.2516.50
M32 x 1.5	PG 21	A	25	10	15	36	1.273.3221.50
M40 x 1.5	PG 29	A	33	10	15	45	1.273.4029.50
M50 x 1.5	PG 36	A	43	12	17	55	1.273.5036.50
PG 16	M20 x 1.5	A	16	8	13	27	1.273.1620.11

Accessories

Adapter R-M-PA type B (metric, PG)



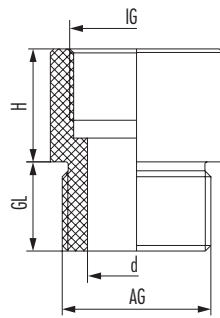
Material	Polyamide
Temperature range	-20°C to +80°C
Colour	black
RAL	9005

RoHS

// For further sizes see type A or C

AG	IG	Type	d mm	GL mm	H mm	SW mm	Item-No
M16 x 1.5	M12 x 1.5	B	10	8	6	20	1.273.1612.50
M20 x 1.5	M16 x 1.5	B	13.5	8	6	25	1.273.2016.50
M25 x 1.5	PG 13.5	B	18	8	6	29	1.273.2513.50
M25 x 1.5	M20 x 1.5	B	18	8	6	29	1.273.2520.50
M32 x 1.5	M25 x 1.5	B	23	10	6	36	1.273.3225.50
PG 13.5	M16 x 1.5	B	14	8	6	25	1.273.1316.11

Adapter R-M-PA type C (metric, PG)



Material	Polypropylene
Temperature range	-20°C to +80°C
Colour	black
RAL	9005

RoHS

// For further sizes see type A or B

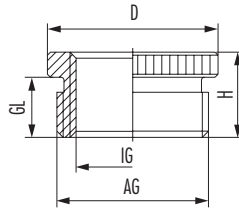

AG	IG	Type	d mm	GL mm	H mm	Item-No
M40 x 1.5	M32 x 1.5	C	30	15	5	1.273.4032.50
M50 x 1.5	M40 x 1.5	C	38	15	5	1.273.5040.50
M63 x 1.5	PG 42	C	52	15	5	1.273.6342.50
M63 x 1.5	M50 x 1.5	C	48	15	5	1.273.6350.50
PG 9	M12 x 1.5	C	8.5	15	19	1.273.0912.11
PG 11	M16 x 1.5	C	11.5	15	19	1.273.1116.11
PG 21	M25 x 1.5	C	20.5	15	19	1.273.2125.11
PG 29	M32 x 1.5	C	28	15	19	1.273.2932.11
PG 36	M40 x 1.5	C	38	15	5	1.273.3640.11
PG 42	M40 x 1.5	C	38	15	5	1.273.4240.11
PG 48	M50 x 1.5	C	38	15	5	1.273.4850.11

Adapter R-H (metric, PG)

Material

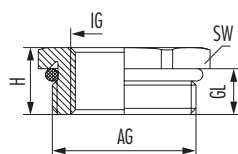
Nickel-plated brass

RoHS



AG	IG	D mm	GL mm	H mm	Item-No
M16 x 1.5	M12 x 1.5	18	6	8.5	1.076.1612.50
M20 x 1.5	M12 x 1.5	24	6.5	9	1.076.2012.50
M20 x 1.5	M16 x 1.5	24	6.5	9	1.076.2016.50
M25 x 1.5	M16 x 1.5	30	7	10	1.076.2516.50
M25 x 1.5	M20 x 1.5	30	7	10	1.076.2520.50
M32 x 1.5	M20 x 1.5	39	8	11.5	1.076.3220.50
M32 x 1.5	M25 x 1.5	39	8	11.5	1.076.3225.50
M40 x 1.5	M25 x 1.5	43	8	11.5	1.076.4025.50
M40 x 1.5	M32 x 1.5	43	9	12.5	1.076.4032.50
M50 x 1.5	M32 x 1.5	57	10	14	1.076.5032.50
M50 x 1.5	M40 x 1.5	57	10	14	1.076.5040.50
M63 x 1.5	M40 x 1.5	64	10	14	1.076.6340.50
M63 x 1.5	M50 x 1.5	64	10	14	1.076.6350.50
PG 9	PG 7	17	6	8.5	1.071.0907.01
PG 11	PG 7	20	6	8.5	1.071.1107.01
PG 11	PG 9	20	6	8.5	1.071.1109.01
PG 13.5	PG 9	22	6.5	9	1.071.1309.01
PG 13.5	PG 11	22	6.5	9	1.071.1311.01
PG 16	PG 9	24	6.5	9.5	1.071.1609.01
PG 16	PG 11	24	6.5	9.5	1.071.1611.01
PG 16	PG 13.5	24	6.5	9.5	1.071.1613.01
PG 21	PG 11	30	7	10	1.071.2111.01
PG 21	PG 13.5	30	7	10	1.071.2113.01
PG 21	PG 16	30	7	10	1.071.2116.01
PG 29	PG 16	39	8	11.5	1.071.2916.01
PG 29	PG 21	39	8	11.5	1.071.2921.01
PG 36	PG 21	50	9	12.5	1.071.3621.01
PG 36	PG 29	50	9	12.5	1.071.3629.01
PG 42	PG 29	57	10	14	1.071.4229.01
PG 42	PG 36	57	10	14	1.071.4236.01
PG 48	PG 36	64	10	14	1.071.4836.01
PG 48	PG 42	64	10	14	1.071.4842.01

Adapter RSD-Ms (metric, PG)



Material	Nickel-plated brass
Material o-ring	NBR
Temperature range	-40°C to +100°C

RoHS

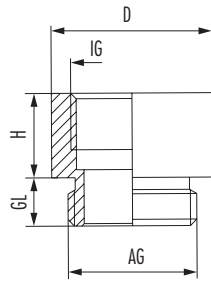
// O-ring made of FKM / VMQ on request

AG	IG	GL mm	H mm	SW mm	Item-No
M16 x 1.5	M12 x 1.5	5	8	17	1.077.1612.50
M20 x 1.5	M12 x 1.5	6	9	22	1.077.2012.50
M20 x 1.5	M16 x 1.5	6	9	22	1.077.2016.50
M25 x 1.5	M16 x 1.5	7	10	27	1.077.2516.50
M25 x 1.5	M20 x 1.5	7	10	27	1.077.2520.50
M32 x 1.5	M16 x 1.5	8	11	34	1.077.3216.50
M32 x 1.5	M20 x 1.5	8	11	35	1.077.3220.50
M32 x 1.5	M25 x 1.5	8	11	34	1.077.3225.50
M40 x 1.5	M20 x 1.5	8	12	43	1.077.4020.50
M40 x 1.5	M25 x 1.5	8	12	43	1.077.4025.50
M40 x 1.5	M32 x 1.5	8	12	43	1.077.4032.50
M50 x 1.5	M25 x 1.5	9	13	55	1.077.5025.50
M50 x 1.5	M32 x 1.5	9	13	55	1.077.5032.50
M50 x 1.5	M40 x 1.5	9	13	55	1.077.5040.50
M63 x 1.5	M32 x 1.5	10	14	65	1.077.6332.50
M63 x 1.5	M40 x 1.5	10	14	65	1.077.6340.50
M63 x 1.5	M50 x 1.5	10	14	65	1.077.6350.50
PG 9	PG 7	6	8.8	17	1.077.0907.01
PG 11	PG 7	6	9	20	1.077.1107.01
PG 11	PG 9	6	9	20	1.077.1109.01
PG 13.5	PG 9	6.5	9.5	22	1.077.1309.01
PG 13.5	PG 11	6.5	9.5	22	1.077.1311.01
PG 16	PG 9	6.5	9.5	24	1.077.1609.01
PG 16	PG 11	6.5	9.5	24	1.077.1611.01
PG 16	PG 13.5	6.5	9.5	24	1.077.1613.01
PG 21	PG 11	7	10.3	30	1.077.2111.01
PG 21	PG 13.5	7	10.3	30	1.077.2113.01
PG 21	PG 16	7	10.3	30	1.077.2116.01
PG 29	PG 16	8	11.5	40	1.077.2916.01
PG 29	PG 21	8	11.5	40	1.077.2921.01
PG 36	PG 21	9	12.5	50	1.077.3621.01
PG 36	PG 29	9	12.5	50	1.077.3629.01
PG 42	PG 29	10	13.5	57	1.077.4229.01
PG 42	PG 36	10	13.5	57	1.077.4236.01
PG 48	PG 36	10	13.5	64	1.077.4836.01
PG 48	PG 42	10	13.5	64	1.077.4842.01



Accessories

Adapter RE-Ms (metric, PG)



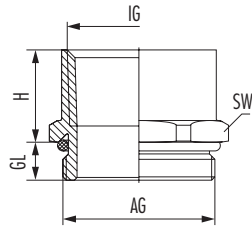
Material

Nickel-plated brass

RoHS

AG	IG	D mm	GL mm	H mm	Item-No
M16 x 1.5	PG 9	20	6	10.5	1.039.1609.01
M20 x 1.5	PG 11	22	6.5	12.5	1.039.2011.01
M20 x 1.5	PG 13.5	22	6.5	12.5	1.039.2013.01
M20 x 1.5	PG 16	24	6.5	12.5	1.039.2016.01
M25 x 1.5	PG 16	28	6.5	12.5	1.039.2516.01
M25 x 1.5	PG 21	30	6.5	14.5	1.039.2521.01
M32 x 1.5	PG 29	39	7	16	1.039.3229.01
PG 9	M16 x 1.5	20	6	10.5	1.039.0916.01
PG 11	M20 x 1.5	22	6.5	12.5	1.039.1120.01
PG 13.5	M20 x 1.5	22	6.5	12.5	1.039.1320.01
PG 16	M25 x 1.5	27	6.5	14.5	1.039.1625.01

Adapter RE-Ms (metric, PG, NPT)



Material	Nickel-plated brass
Material o-ring	NBR
Temperature range	-40°C to +100°C

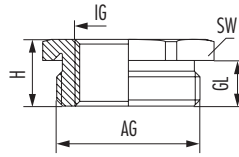
RoHS

AG	IG	GL mm	H mm	SW mm	Item-No
M16 x 1.5	NPT 1/2"	6	17	24	1.171.1612.50
M20 x 1.5	NPT 1/2"	6	17	24	1.171.2012.50
M25 x 1.5	NPT 1/2"	7	8	30	1.171.2512.50
M25 x 1.5	NPT 3/4"	7	19	30	1.171.2534.50
M32 x 1.5	NPT 1"	8	25	40	1.171.3210.50
M32 x 1.5	NPT 1 1/4"	8	25	46	1.171.3254.50
PG 11	NPT 1/2"	6	16.7	24	1.171.1112.01
PG 13.5	NPT 1/2"	6.5	17	24	1.171.1312.01
PG 16	NPT 1/2"	6.5	16.5	24	1.171.1612.01
PG 21	NPT 1/2"	7	8	30	1.171.2112.01
PG 21	NPT 3/4"	7	17	30	1.171.2134.01
PG 29	NPT 1"	8	12	40	1.171.2910.01

Adapter RS-INOX (metric, PG)

Material	INOX 1.4305
Temperature range	-20°C to +95°C

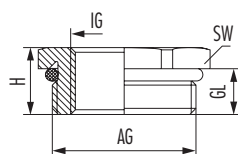
RoHS



AG	IG	GL mm	H mm	SW mm	Item-No
M16 x 1.5	M12 x 1.5	6	9	19	1.094.1612.50
M20 x 1.5	M12 x 1.5	6	9.5	22	1.094.2012.50
M20 x 1.5	M16 x 1.5	6	9.5	22	1.094.2016.50
M25 x 1.5	M16 x 1.5	7	10.5	30	1.094.2516.50
M25 x 1.5	M20 x 1.5	7	10.5	30	1.094.2520.50
M32 x 1.5	M16 x 1.5	8	12.5	41	1.094.3216.50
M32 x 1.5	M20 x 1.5	8	12.5	41	1.094.3220.50
M32 x 1.5	M25 x 1.5	8	12.5	41	1.094.3225.50
M40 x 1.5	M20 x 1.5	8	13	46	1.094.4020.50
M40 x 1.5	M25 x 1.5	8	13	46	1.094.4025.50
M40 x 1.5	M32 x 1.5	8	13	46	1.094.4032.50
M50 x 1.5	M25 x 1.5	9	15	55	1.094.5025.50
M50 x 1.5	M32 x 1.5	9	15	55	1.094.5032.50
M50 x 1.5	M40 x 1.5	9	15	55	1.094.5040.50
M63 x 1.5	M32 x 1.5	10	16.5	65	1.094.6332.50
M63 x 1.5	M40 x 1.5	10	16.5	65	1.094.6340.50
M63 x 1.5	M50 x 1.5	10	16.5	65	1.094.6350.50
PG 9	PG 7	6	8.8	17	1.094.0907.01
PG 11	PG 7	6	9	22	1.094.1107.01
PG 11	PG 9	6	9	22	1.094.1109.01
PG 13.5	PG 9	6.5	9.5	22	1.094.1309.01
PG 13.5	PG 11	6.5	9.5	22	1.094.1311.01
PG 16	PG 9	6.5	9.5	24	1.094.1609.01
PG 16	PG 11	6.5	9.5	24	1.094.1611.01
PG 16	PG 13.5	6.5	9.5	24	1.094.1613.01
PG 21	PG 11	7	10.3	30	1.094.2111.01
PG 21	PG 13.5	7	10.3	30	1.094.2113.01
PG 21	PG 16	7	10.3	30	1.094.2116.01
PG 29	PG 16	8	11.5	41	1.094.2916.01
PG 29	PG 21	8	11.5	41	1.094.2921.01
PG 36	PG 21	9	12.5	50	1.094.3621.01
PG 36	PG 29	9	12.5	50	1.094.3629.01
PG 42	PG 29	10	13.5	60	1.094.4229.01
PG 42	PG 36	10	13.5	60	1.094.4236.01
PG 48	PG 36	10	13.5	65	1.094.4836.01
PG 48	PG 42	10	13.5	65	1.094.4842.01



Adapter RSD-INOX (metric, PG)



Material	INOX 1.4305
Material o-ring	NBR
Protection class	IP 68 – 10 bar / IP 69 K
Temperature range	-20°C to +95°C

RoHS

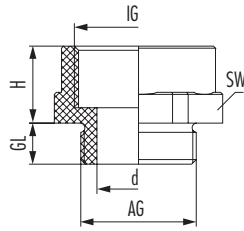
// Other O-Ring materials on request

AG	IG	GL mm	H mm	SW mm	Item-No
M16 x 1.5	M12 x 1.5	6	9	19	1.097.1612.50
M20 x 1.5	M12 x 1.5	6	9.5	22	1.097.2012.50
M20 x 1.5	M16 x 1.5	6	9.5	22	1.097.2016.50
M25 x 1.5	M16 x 1.5	7	10.5	30	1.097.2516.50
M25 x 1.5	M20 x 1.5	7	10.5	30	1.097.2520.50
M32 x 1.5	M16 x 1.5	8	12.5	41	1.097.3216.50
M32 x 1.5	M20 x 1.5	8	12.5	41	1.097.3220.50
M32 x 1.5	M25 x 1.5	8	12.5	41	1.097.3225.50
M40 x 1.5	M20 x 1.5	8	13	46	1.097.4020.50
M40 x 1.5	M25 x 1.5	8	13	46	1.097.4025.50
M40 x 1.5	M32 x 1.5	8	13	46	1.097.4032.50
M50 x 1.5	M25 x 1.5	9	15	55	1.097.5025.50
M50 x 1.5	M32 x 1.5	9	15	55	1.097.5032.50
M50 x 1.5	M40 x 1.5	9	15	55	1.097.5040.50
M63 x 1.5	M32 x 1.5	10	16.5	65	1.097.6332.50
M63 x 1.5	M40 x 1.5	10	16.5	65	1.097.6340.50
M63 x 1.5	M50 x 1.5	10	16.5	65	1.097.6350.50
PG 9	PG 7	6	8.8	17	1.097.0907.01
PG 11	PG 7	6	9	22	1.097.1107.01
PG 11	PG 9	6	9	22	1.097.1109.01
PG 13.5	PG 9	6.5	9.5	22	1.097.1309.01
PG 13.5	PG 11	6.5	9.5	22	1.097.1311.01
PG 16	PG 9	6.5	9.5	24	1.097.1609.01
PG 16	PG 11	6.5	9.5	24	1.097.1611.01
PG 16	PG 13.5	6.5	9.5	24	1.097.1613.01
PG 21	PG 11	7	10.3	30	1.097.2111.01
PG 21	PG 13.5	7	10.3	30	1.097.2113.01
PG 21	PG 16	7	10.3	30	1.097.2116.01
PG 29	PG 16	8	11.5	41	1.097.2916.01
PG 29	PG 21	8	11.5	41	1.097.2921.01
PG 36	PG 21	9	12.5	50	1.097.3621.01
PG 36	PG 29	9	12.5	50	1.097.3629.01
PG 42	PG 29	10	13.5	60	1.097.4229.01
PG 42	PG 36	10	13.5	60	1.097.4236.01
PG 48	PG 36	10	13.5	65	1.097.4836.01
PG 48	PG 42	10	13.5	65	1.097.4842.01



Accessories

Adapter E-M-PA type A (metric, PG)



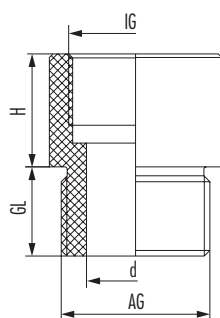
Material	Polyamide
Temperature range	-20°C to +80°C
Colour	black
RAL	9005

RoHS

// For further sizes see type C

AG	IG	Type	d mm	GL mm	H mm	SW mm	Item-No
M12 x 1.5	PG 7	A	6.5	8	12	17	1.239.1207.50
M12 x 1.5	M16 x 1.5	A	6.5	8	12	21	1.239.1216.50
M16 x 1.5	M20 x 1.5	A	9	8	13	25	1.239.1620.50
M20 x 1.5	PG 13.5	A	14	8	13	25	1.239.2013.50
M20 x 1.5	M25 x 1.5	A	14	8	15	30	1.239.2025.50
PG 9	M16 x 1.5	A	9	8	12	21	1.239.0916.11
PG 13.5	M20 x 1.5	A	14	8	13	25	1.239.1320.11
PG 16	M25 x 1.5	A	16	8	15	30	1.239.1625.11
PG 21	M32 x 1.5	A	21	8	15	37	1.239.2132.11
PG 29	M40 x 1.5	A	30	10	17	45	1.239.2940.11

Adapter E-M-PA type C (metric, PG)



Material	Polypropylene
Temperature range	-20°C to +80°C
Colour	black
RAL	9005

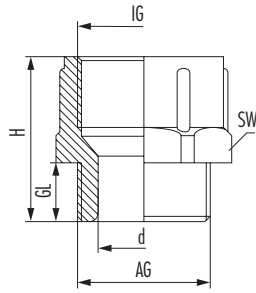
RoHS

// For further sizes see type A

AG	IG	Type	d mm	GL mm	H mm	Item-No
M16 x 1.5	PG 9	C	8.5	1	19	1.239.1609.50
M25 x 1.5	M32 x 1.5	C	16.5	15	15	1.239.2532.50
M32 x 1.5	M40 x 1.5	C	23	15	19.5	1.239.3240.50
M40 x 1.5	M50 x 1.5	C	30	15	19.5	1.239.4050.50
M50 x 1.5	M63 x 1.5	C	39	15	20	1.239.5063.50
M63 x 1.5	PG 48	C	51	15	20	1.239.6348.50
PG 7	M12 x 1.5	C	6	15	19	1.239.0712.11
PG 11	M20 x 1.5	C	11.5	15	19	1.239.1120.11
PG 36	M50 x 1.5	C	37	15	19.5	1.239.3650.11
PG 42	M50 x 1.5	C	43	15	19.5	1.239.4250.11
PG 48	M63 x 1.5	C	48	15	20	1.239.4863.11

Accessories

Adapter K-FS (PG)



Material	Polyamide
Temperature range	-20°C to +80°C
Colour	grey
RAL	7035

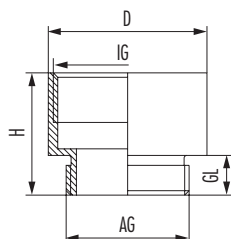
RoHS

AG	IG	Type	d mm	GL mm	H mm	SW mm	Item-No
PG 11	PG 13.5	B	12.5	8	15	24	1.233.1113.11
PG 13.5	PG 16	B	15	9	16	27	1.233.1316.11
PG 16	PG 21	B	16	10	19	32	1.233.1621.11
PG 21	PG 29	B	22.5	11	21	42	1.233.2129.11

Material

Nickel-plated brass

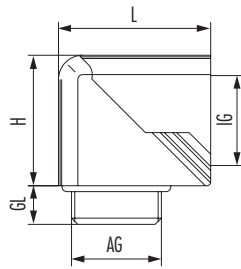
RoHS



AG	IG	D mm	GL mm	H mm	Item-No
M12 x 1.5	M16 x 1.5	18	5	15	1.033.1216.50
M16 x 1.5	M20 x 1.5	22	6	17.5	1.033.1620.50
M20 x 1.5	M25 x 1.5	27	6.5	19	1.033.2025.50
M25 x 1.5	M32 x 1.5	34	6.5	21	1.033.2532.50
M32 x 1.5	M40 x 1.5	42	7	23	1.033.3240.50
M40 x 1.5	M50 x 1.5	53	9	31	1.033.4050.50
M50 x 1.5	M63 x 1.5	66	9	31	1.033.5063.50
PG 7	PG 9	17	5	15	1.033.0709.01
PG 9	PG 11	20	6	16.5	1.033.0911.01
PG 9	PG 13.5	22	6	17.5	1.033.0913.01
PG 11	PG 13.5	22	6	17.5	1.033.1113.01
PG 11	PG 16	24	6	18.5	1.033.1116.01
PG 11	PG 21	30	6	20.5	1.033.1121.01
PG 13.5	PG 16	24	6.5	19	1.033.1316.01
PG 13.5	PG 21	30	6.5	21	1.033.1321.01
PG 16	PG 21	30	6.5	21	1.033.1621.01
PG 16	PG 29	39	6.5	22.5	1.033.1629.01
PG 21	PG 29	39	7	23	1.033.2129.01
PG 29	PG 36	50	8	27.5	1.033.2936.01
PG 36	PG 42	57	9	31	1.033.3642.01
PG 42	PG 48	64	10	33	1.033.4248.01

Accessories

90° Snap Elbow (metric, PG, NPT)

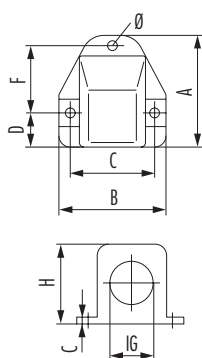


Material	Polyamide
Material o-ring	NBR
Protection class	IP 68
Temperature range	-20°C to +80°C
Colour	grey / black
RAL	7035 / 9005

RoHS

AG	IG	GL mm	H mm	L mm	Item-No grey	Item-No black
M16 x 1.5	PG 9	8	23	28.5	1.315.1600.50	1.315.1601.50
M16 x 1.5	M16 x 1.5	8	23	28.5	1.316.1600.50	1.316.1601.50
M20 x 1.5	PG 13.5	9	30.5	35	1.315.2000.50	1.315.2001.50
M20 x 1.5	M20 x 1.5	9	30.5	35	1.316.2000.50	1.316.2001.50
M25 x 1.5	PG 21	11	40	49	1.315.2500.50	1.315.2501.50
M25 x 1.5	M25 x 1.5	11	40	49	1.316.2500.50	1.316.2501.50
M32 x 1.5	PG 29	11	51.5	60	1.315.3200.50	1.315.3201.50
PG 9	PG 9	8	23	28.5	1.315.0900.11	1.315.0901.11
PG 9	M16 x 1.5	8	23	28.5	1.316.0900.11	1.316.0901.11
PG 11	PG 11	8	27	31.5	1.315.1100.11	1.315.1101.11
PG 13.5	PG 13.5	9	30.5	35	1.315.1300.11	1.315.1301.11
PG 13.5	M20 x 1.5	9	30.5	35	1.316.1300.11	1.316.1301.11
PG 16	PG 16	10	32.5	37.5	1.315.1600.11	1.315.1601.11
PG 21	PG 21	11	40	49	1.315.2100.11	1.315.2101.11
PG 21	M25 x 1.5	11	40	49	1.316.2100.11	1.316.2101.11
PG 29	PG 29	11	51.5	60	1.315.2900.11	1.315.2901.11
NPT 3/8"	PG 9	15	23	28.5	1.315.3800.70	1.315.3801.70
NPT 1/2"	PG 13.5	13	30.5	35	1.315.1200.70	1.315.1201.70
NPT 3/4"	PG 21	13	40	49	1.315.3400.70	1.315.3401.70
NPT 1"	PG 29	19	51.5	60	1.315.1000.70	1.315.1001.70

Foldable flange elbow KF-G type A (metric, PG)



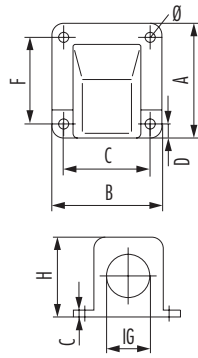
Material	Polyamide
Seal	NBR
Protection class	IP 65
Temperature range	-40°C to +110°C
Colour	grey / black
RAL	7011 / 9005

RoHS

// For further sizes see type B

IG	Type	Ø mm	A mm	B mm	C mm	D mm	F mm	H mm	Item-No grey	Item-No black
M16 x 1.5	A	4.3	49	47	37	15.5	29.5	29.5	1.312.1600.50	1.312.1601.50
M20 x 1.5	A	4.5	49	47	37	15.5	29.5	35	1.312.2000.50	1.312.2001.50
M25 x 1.5	A	6	69	65	51.5	21.5	42	44	1.312.2500.50	1.312.2501.50
PG 11	A	4.3	49	47	37	15.5	29.5	35	1.312.1100.11	1.312.1101.11
PG 16	A	4.3	49	47	37	15.5	29.5	35	1.312.1600.11	1.312.1601.11
PG 21	A	6	69	65	51.5	21.5	42	44	1.312.2100.11	1.312.2101.11

Foldable flange elbow KF-G type B (metric, PG)



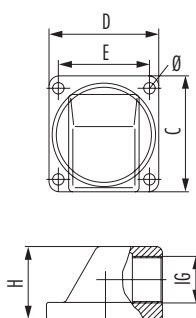
Material	Polyamide
Seal	NBR
Protection class	IP 65
Temperature range	-40°C to +110°C
Colour	black / grey
RAL	9005 / 7011

RoHS

// For further sizes see type A

IG	Type	Ø mm	A mm	B mm	C mm	D mm	F mm	H mm	Item-No grey	Item-No black
M32 x 1.5	B	6.5	90	78	64.5	9.5	64.5	55	1.312.3200.50	1.312.3201.50
M40 x 1.5	B	6.5	99	94	79.5	10.5	79.5	66	1.312.4000.50	1.312.4001.50
M50 x 1.5	B	6.5	116	101	87.5	12.5	87.5	76	1.312.5000.50	1.312.5001.50
PG 29	B	6.5	90	78	64.5	9.5	64.5	55	1.312.2900.11	1.312.2901.11
PG 36	B	6.5	99	94	79.5	10.5	79.5	66	1.312.3600.11	1.312.3601.11
PG 48	B	6.5	116	101	87.5	12.5	87.5	76	1.312.4800.11	1.312.4801.11

Flange elbow FW-T (PG)



Material	Polycarbonate
Material o-ring	NBR
Protection class	IP 65
Temperature range	-20°C to +80°C
Colour	grey
RAL	7035

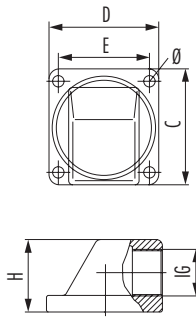
RoHS

// Metric threads available on request

IG	Ø mm	C mm	D mm	E mm	H mm	Item-No
PG 9	4.3	50	45	37	29	1.306.0900.14
PG 11	4.3	50	45	37	29	1.306.1100.14
PG 13.5	5.5	56	53	44	35	1.306.1300.14
PG 16	5.5	56	53	44	35	1.306.1600.14
PG 21	5.5	68	68	55.5	43	1.306.2100.14
PG 29	5.5	74	70	60	52	1.306.2900.14
PG 36	6.5	93	88	72	68	1.306.3600.14

Accessories

Flange elbow FW-ZN (metric, PG)

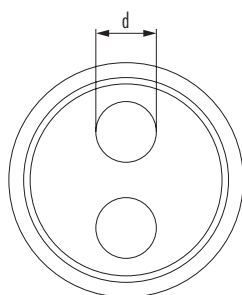


Material	Zinc Die Cast
Material o-ring	NBR
Protection class	IP 65
Temperature range	-20°C to +95°C

RoHS

IG	Ø mm	H mm	C mm	D mm	E mm	Item-No
M20 x 1.5	5.5	35	56	53	44	1.306.2000.50
M25 x 1.5	5.5	42	65	63	54	1.306.2500.50
M32 x 1.5	5.5	52	75	71	60	1.306.3200.50
M50 x 1.5	6.5	69	93	89	72	1.306.5000.50
M63 x 1.5	6.5	74	114	96	84	1.306.6300.50
PG 9	4.3	30	50	45	37	1.306.0900.05
PG 11	4.3	30	50	45	37	1.306.1100.05
PG 13.5	5.5	35	56	53	44	1.306.1300.05
PG 16	5.5	35	56	53	44	1.306.1600.05
PG 21	5.5	42	65	63	54	1.306.2100.05
PG 29	5.5	52	74	70	60	1.306.2900.05
PG 36	6.5	69	94	89	72	1.306.3600.05
PG 42	6.5	74	114	96	84	1.306.4200.05
PG 48	6.5	74	114	96	84	1.306.4800.05

Multiple cable insertion HSK-ME



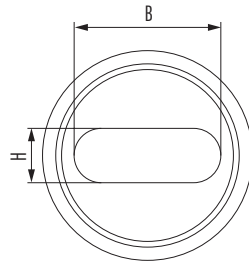
Material	Elastomer
Temperature range	-40°C to +100°C

RoHS

- // Further seal inserts on request
- // The inserts are exclusively capable for the glands of the HSK series
- // *Slotted variant for inserting pre-assembled cables and lines

Suitable for AG	Suitable for AG 2	Suitable for AG 3	Number of holes x d	Item-No	Number of holes x d	Item-No	Number of holes x d	Item-No
PG 7 / KR PG 10	M12 x 1.5		-	1.089.0799.19				
PG 7 / KR PG 9	M12 x 1.5		7 x 1.5*	1.089.0712.19				
PG 9 / KE PG 7 / KR PG 11	M16 x 1.5	NPT 3/8"	2 x 2*	1.089.0916.19	4 x 2.3	1.089.0908.19	10 x 1.4	1.089.0904.19
PG 9 / KE PG 7 / KR PG 11	M16 x 1.5	NPT 3/8"	-	1.089.0999.19	2 x 3	1.089.0901.19	4 x 1.4	1.089.0900.19
PG 9 / KE PG 7 / KR PG 11	M16 x 1.5	NPT 3/8"	5 x 1.6	1.089.0902.19				
PG 11 / KE PG 9 / KR PG 13.5	M16 x 1.5 / 11		2 x 3	1.089.1100.19	-	1.089.1199.19	2 x 4	1.089.1102.19
PG 11 / KE PG 9 / KR PG 13.5	M16 x 1.5 / 11		3 x 3	1.089.1101.19	3 x 1.5	1.089.1103.19		
PG 13.5 / KE PG 11 / KR PG 16	M20 x 1.5	NPT 1/2"	1 x 5*	1.089.1312.19	-	1.089.1399.19	2 x 5	1.089.1303.19
PG 13.5 / KE PG 11 / KR PG 16	M20 x 1.5	NPT 1/2"	3 x 3	1.089.1304.19	3 x 4	1.089.1302.19	3 x 2	1.089.1300.19
PG 13.5 / KE PG 11 / KR PG 16	M20 x 1.5	NPT 1/2"	6 x 3	1.089.1301.19				
PG 16 / KE PG 13.5 / KR PG 21	M20 x 1.5 / 16	NPT 1/2" / 16	2 x 4.5	1.089.1614.19	3 x 4	1.089.1601.19	-	1.089.1699.19
PG 16 / KE PG 13.5 / KR PG 21	M20 x 1.5 / 16	NPT 1/2" / 16	2 x 6	1.089.1605.19	4 x 5	1.089.1611.19	4 x 4	1.089.1602.19
PG 16 / KE PG 13.5 / KR PG 21	M20 x 1.5 / 16	NPT 1/2" / 16	5 x 4	1.089.1603.19	6 x 4	1.089.1604.19	6 x 3	1.089.1607.19
PG 21 / KE PG 16	M25 x 1.5	NPT 3/4"	1 x 5.8*	1.089.2113.19	2 x 8	1.089.2102.19	3 x 5.2	1.089.2106.19
PG 21 / KE PG 16	M25 x 1.5	NPT 3/4"	3 x 7	1.089.2101.19	-	1.089.2199.19	4 x 5	1.089.2103.19
PG 21 / KE PG 16	M25 x 1.5	NPT 3/4"	4 x 6	1.089.2100.19				
PG 29	M32 x 1.5	NPT 1 1/4"	2 x 6	1.089.2905.19	-	1.089.2999.19	4 x 9	1.089.2901.19
PG 29	M32 x 1.5	NPT 1 1/4"	6 x 6.5	1.089.2900.19				
PG 36	M40 x 1.5	NPT 1 1/2"	2 x 15	1.089.3603.19	5 x 9	1.089.3600.19	6 x 8	1.089.3602.19
PG 36	M40 x 1.5	NPT 1 1/2"	7 x 9	1.089.3601.19	-	1.089.3699.19		
PG 42	M50 x 1.5		-	1.089.4299.19	2 x 17	1.089.4205.19	3 x 14*	1.089.4203.19
PG 48	M63 x 1.5		8 x 10	1.089.4800.19				
PG 49	M63 x 1.5		6 x 12	1.089.4801.19				
PG 50	M63 x 1.5		-	1.089.4899.19				

Flat cable insertion HSK-Flaka



Material Elastomer

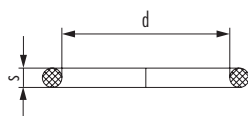

Temperature range -40°C to +100°C

RoHS

// Further seal inserts on request

// The inserts are exclusively capable for the glands of the HSK series

Suitable for AG	Suitable for AG 2	Suitable for AG 3	B x H mm	Item-No	B x H mm	Item-No	B x H mm	Item-No
PG 13.5	M20 x 1.5	NPT 1/2"	10.4 x 4.2	1.091.1300.19				
PG 16 / KE PG 13.5 / KR PG 21	M20 x 1.5 / 16	NPT 1/2" / 16	11.5 x 5	1.091.1601.19	12 x 7	1.091.1602.19	14 x 6	1.091.1600.19
PG 21 / KE PG 16	M25 x 1.5	NPT 3/4"	14 x 6	1.091.2100.19	14 x 7	1.091.2101.19		
PG 29	M32 x 1.5	NPT 1 1/4"	22 x 8	1.091.2900.19				
PG 36	M40 x 1.5	NPT 1 1/2"	28.5 x 10	1.091.3600.19	29 x 5.5	1.091.3601.19		
PG 42	M50 x 1.5		33.5 x 11.5	1.091.4200.19				
PG 48	M63 x 1.5		38 x 12	1.091.4800.19				

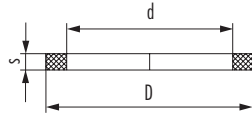



Material	NBR /FKM /VMQ (silicone)
Temperature range	-30°C to +100°C / -20°C to +200°C / -60°C to +200°C

RoHS

Suitable for AG	d mm	s mm	Item-No NBR	Item-No FKM	Item-No VMQ (silicone)
M12 x 1.5	10	1.5	1.321.1200.57	1.321.1200.58	1.321.1200.59
M16 x 1.5	12	1.5	1.321.1600.57	1.321.1600.58	1.321.1600.59
M20 x 1.5	17	1.8	1.321.2000.57	1.321.2000.58	1.321.2000.59
M25 x 1.5	22	2	1.321.2500.57	1.321.2500.58	1.321.2500.59
M32 x 1.5	29	2	1.321.3200.57	1.321.3200.58	1.321.3200.59
M40 x 1.5	35	2	1.321.4000.57	1.321.4000.58	1.321.4000.59
M50 x 1.5	43	2	1.321.5000.57	1.321.5000.58	1.321.5000.59
M63 x 1.5	55	2	1.321.6300.57	1.321.6300.58	1.321.6300.59
PG 7	10	1.5	1.321.0700.17	1.321.0700.21	1.321.0700.22
PG 9	12	1.5	1.321.0900.17	1.321.0900.21	1.321.0900.22
PG 11	16	1.5	1.321.1100.17	1.321.1100.21	1.321.1100.22
PG 13.5	17	1.8	1.321.1300.17	1.321.1300.21	1.321.1300.22
PG 16	18	1.5	1.321.1600.17	1.321.1600.21	1.321.1600.22
PG 21	26	2	1.321.2100.17	1.321.2100.21	1.321.2100.22
PG 29	33	2	1.321.2900.17	1.321.2900.21	1.321.2900.22
PG 36	43	2	1.321.3600.17	1.321.3600.21	1.321.3600.22
PG 42	50	2	1.321.4200.17	1.321.4200.21	1.321.4200.22
PG 48	55	2	1.321.4800.17	1.321.4800.21	1.321.4800.22
NPT 3/8"	13	2	1.321.3800.77	1.321.3800.78	1.321.3800.79
NPT 1/2"	19	1.8	1.321.1200.77	1.321.1200.78	1.321.1200.79
NPT 3/4"	25	2			1.321.3400.79
NPT 3/4"	25	2.5	1.321.3400.77	1.321.3400.78	
NPT 1"	29	2			1.321.1000.79
NPT 1"	30	2.5	1.321.1000.77	1.321.1000.78	
NPT 1 1/4"	38	2.5	1.321.5400.77	1.321.5400.78	1.321.5400.79
NPT 1 1/2"	45	2.5	1.321.6400.77	1.321.6400.78	1.321.6400.79

Thread seal ring made of polyethylene



Material	Polyethylene
Temperature range	-30°C to +70°C

RoHS

Suitable for AG	d mm	D mm	s mm	Item-No
M12 x 1.5	12	16	2	1.325.1200.59
M16 x 1.5	16	20	2	1.325.1600.59
M20 x 1.5	20	25	2	1.325.2000.59
M25 x 1.5	25	31	2	1.325.2500.59
M32 x 1.5	32	38	2	1.325.3200.59
M40 x 1.5	40	52.7	2	1.325.4000.59
M50 x 1.5	50	58	2	1.325.5000.59
M63 x 1.5	63	72	2	1.325.6300.59
PG 7	12.5	16.5	2	1.325.0700.19
PG 9	15.2	19	2	1.325.0900.19
PG 11	18.6	22.5	2	1.325.1100.19
PG 13.5	20.4	25	2	1.325.1300.19
PG 16	22.5	27	2	1.325.1600.19
PG 21	28.3	33.5	2	1.325.2100.19
PG 29	37	43.5	2	1.325.2900.19
PG 36	47	55	2	1.325.3600.19
PG 42	54	63	2	1.325.4200.19
PG 48	59.3	69	2	1.325.4800.19

Thread seal ring made of fibre composite material



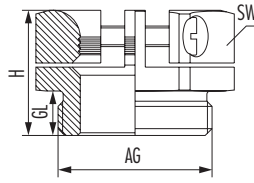
Material	Fiber composite
Temperature range	-50°C to +250°C

RoHS

Suitable for AG	d mm	D mm	s mm	Item-No
M12 x 1.5	12	16	2	1.325.1200.50
M16 x 1.5	16	20	2	1.325.1600.50
M20 x 1.5	20	25	2	1.325.2000.50
M25 x 1.5	25	31	2	1.325.2500.50
M32 x 1.5	32	38	2	1.325.3200.50
M40 x 1.5	40	48	2	1.325.4000.50
M50 x 1.5	50	58	2	1.325.5000.50
M63 x 1.5	63	72	2	1.325.6300.50
PG 7	12.5	16.5	1.5	1.325.0700.20
PG 9	15.2	19	1.5	1.325.0900.20
PG 11	18.6	22.5	1.5	1.325.1100.20
PG 13.5	20.4	25	1.5	1.325.1300.20
PG 16	22.5	27	1.5	1.325.1600.20
PG 21	28.3	33.5	2	1.325.2100.20
PG 29	37	43.5	2	1.325.2900.20
PG 36	47	55	2	1.325.3600.20
PG 42	54	63	2	1.325.4200.20
PG 48	59.3	69	2	1.325.4800.20

Accessories

Breather drain KS (metric)



Material	Polyamide
Protection class	IP 54
Temperature range	-40°C to +100°C
Colour	black / grey
RAL	9005 / 7035

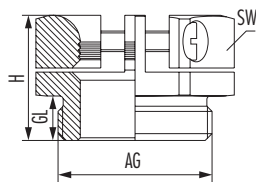
AG	GL mm	H mm	SW mm	Item-No grey	Item-No black
M25 x 1.5	15	21.5	30	1.213.2500.50	1.213.2501.50

Compression clamp KLE (metric, PG)

Material

Nickel-plated brass

RoHS

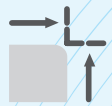


AG	$\varnothing k$ mm	GL mm	H mm	SW mm	Item-No
M12 x 1.5	5 – 7.5	5.5	15	16	1.143.1200.50
M16 x 1.5	7 – 10	6	16	19	1.143.1600.50
M20 x 1.5	10 – 14	6.5	18	24	1.143.2000.50
M25 x 1.5	12 – 21.5	8	21	34	1.143.2500.50
M32 x 1.5	16 – 27	8	22	42	1.143.3200.50
M40 x 1.5	22 – 33	9.5	25.5	52	1.143.4000.50
PG 7	5.5 – 8	5.5	14.8	16	1.143.0700.01
PG 9	6.5 – 10	6	16.6	19	1.143.0900.01
PG 11	7.5 – 12	6	17.3	22	1.143.1100.01
PG 13.5	8.5 – 14	6.5	17.8	24	1.143.1300.01
PG 16	8.5 – 16	6.5	18.3	26	1.143.1600.01
PG 21	12 – 21	7.5	20.8	33	1.143.2100.01
PG 29	19 – 30	8	21.8	42	1.143.2900.01
PG 36	25 – 37	9.5	25.3	52	1.143.3600.01
PG 42	31 – 43	10	26.3	59	1.143.4200.01
PG 48	35 – 48	11	27.3	64	1.143.4800.01

PRODUCTION DEPTH

Competence, know-how and decades of experience are guarantors of success. HUMMEL has now been involved in metal working and machining for more than 70 years. The machinery includes the latest generation of lathes, milling and zinc die casting machines. In the electroplating department the products are given professional surface treatment.

The in-house mould-making department supplies the moulds for the in-house injection casting and die casting facility. HUMMEL products are produced in-house in automatic and semi-automatic assembly.



IN-HOUSE DEVELOPMENT AND CAD DEPARTMENT



SURFACE TREATMENT, FINISHING



PROTOTYPE CONSTRUCTION



MODERN MACHINERY



EXPERIENCED PROJECT AND
PROCESS MANAGEMENT



ASSEMBLY



QUALITY MANAGEMENT WITH CERTIFICATIONS



IN-HOUSE TEST LABORATORY



METALWORKING



IN-HOUSE CABLE ASSEMBLY



PLASTICS PROCESSING



WAREHOUSE AND LOGISTICS MANAGEMENT




Ex CABLE GLANDS

HUMMEL offers a wide range of cable glands for explosion protection areas. This includes cable glands for ignition protection types Ex d and Ex e. For areas where "Increased Safety" (Ex e) is prescribed, HUMMEL offers plastic and metal cable glands, also with multi or flat cable inserts. Cable glands for ignition type Ex d meet the requirements for "Pressure-tight Encapsulation". This prevents transfer of an explosion in the housing interior to the exterior.

- // HSK-K-Ex-Active, the plastic cable gland for ex-areas
- // Ex e metal cable glands with various inserts
- // Ex d metal cable glands for pressure-tight encapsulation

HUMMEL has many years of experience in handling components for explosion-protection areas. This is why we have a sophisticated range of explosion area products in a range of materials and designs.



Polyamide cable glands for areas at risk of explosion

The cable gland made of specially formulated, fibreglass reinforced polyamide is designed for use on electrical equipment with protection types Ex e and Ex t. It has been developed according to the DIN EN IEC 60079-0, 60079-7 and 60079-31 series of standards and fulfils the current ATEX and IECEx approvals.

- // Free of halogen
- // Protection class IP 68 up to 10 bar
- // Union nut vibration protection
- // Wear-resistant labelling
- // For use in zones 1-2 and zones 20-22

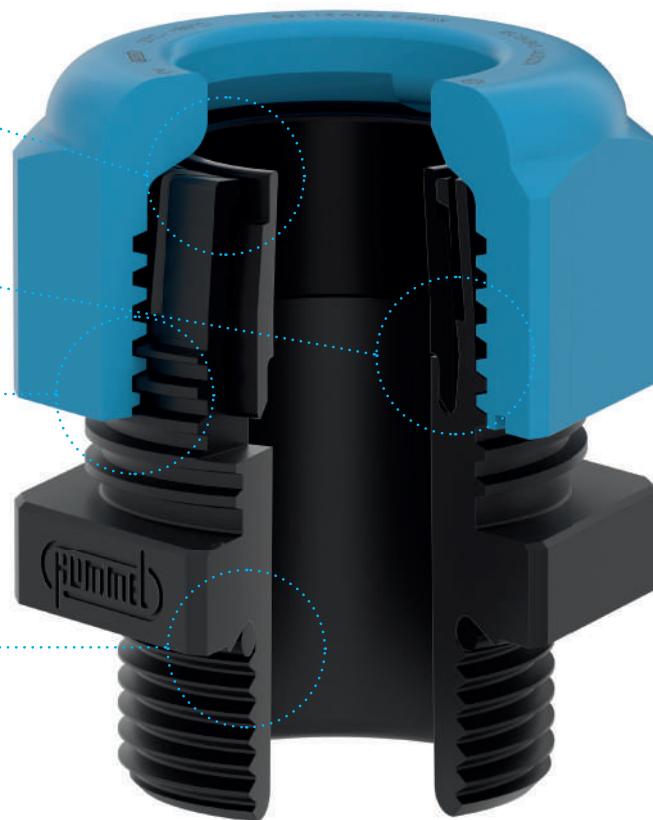
HSK-K-Ex-Active

Overlapping clamping plates guarantee high cable strain relief

The chambered moulded seal securely seals the cable off

The HUMMEL trapezoidal thread guarantees a stable transfer of force

A chambered O-ring reliably seals the cable gland off from the housing



Reliable explosion protection

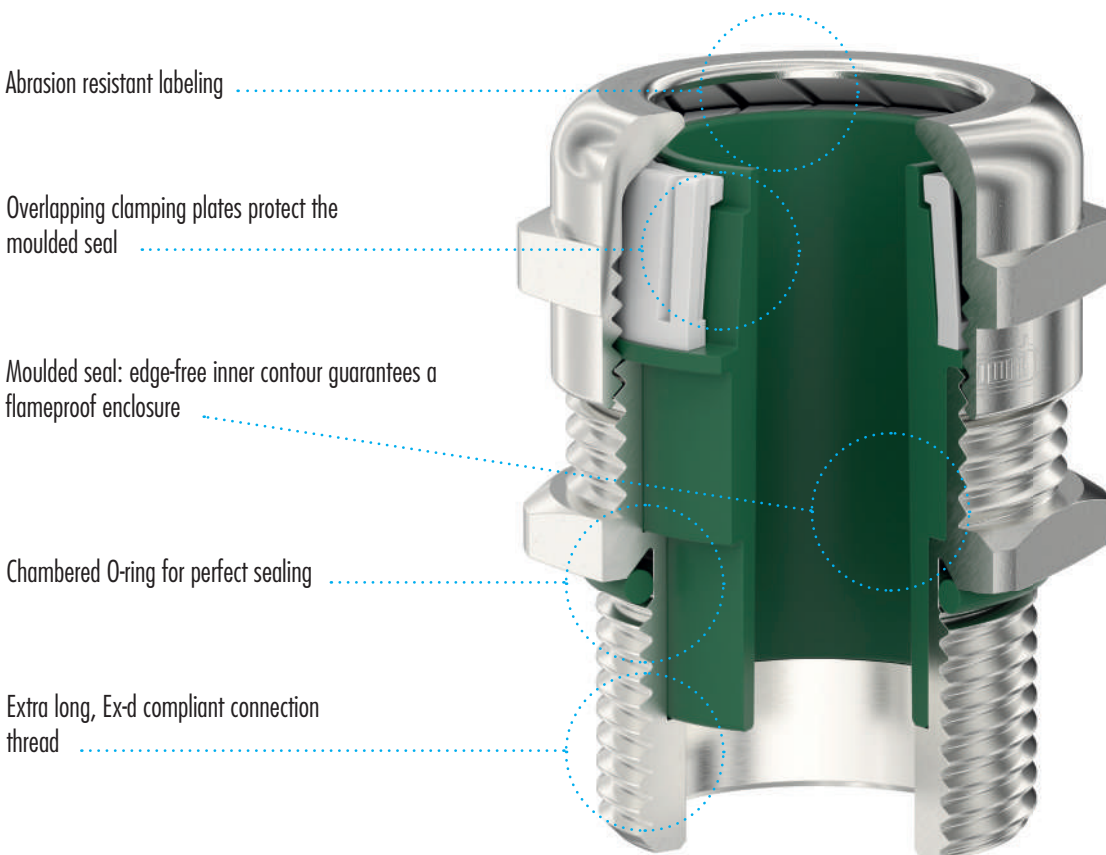
Not all forms of explosion protection are equal. There are different scenarios and areas of application which require different types of explosion protection. Ex cable glands from HUMMEL offer protection in a wide range of environments.

Ex e Increased safety: The cable gland prevents the occurrence of sparks and arcs inside or on external parts of electrical equipment, which do not occur during normal operation.

Ex d Flameproof enclosure: Parts which can ignite an explosive atmosphere are firmly set in an enclosure. The housing withstands the explosion pressure and prevents transmission to the outside.

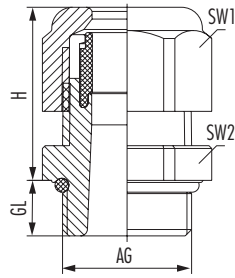
Ex ta Protection against dust: The cable gland prevents dust from entering the housing in accordance with EN IEC 60529.

HSK-M-Ex d



Ex cable glands

HSK-K-Ex-Active (metric/-long)



Material	Polyamide, fiber reinforced
Seal	NBR
Material o-ring	NBR
Protection class	IP 68 – 10 bar
Ex-protection level	II 2G Ex eb IIC Gb / II 1D Ex ta IIIC Da / Class I Div 2 Groups A,B,C,D / Class II Div 1 Groups E,F,G
Temperature range	-20°C to +85°C
Colour	black / blue-black
RAL	9005 / 5012

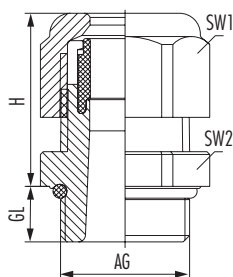
RoHS

AG	∅k mm	H mm	SW1/SW2 mm	⊕ Nm	GL mm	Item-No black short	Item-No blue-black short	GL mm	Item-No black long	Item-No blue-black long
M12 x 1.5	2 – 5	21	15/15	2	8	1.292.1201.51	1.292.1202.51	15	1.292.1201.31	1.292.1202.31
M12 x 1.5	3 – 6.5	21	15/15	1.5	8	1.292.1201.50	1.292.1202.50	15	1.292.1201.30	1.292.1202.30
M16 x 1.5	3 – 6	22	19/19	2	8	1.292.1601.51	1.292.1602.51	15	1.292.1601.31	1.292.1602.31
M16 x 1.5	3 – 7	25	22/22	3	8	1.292.1611.51	1.292.1612.51	15	1.292.1611.31	1.292.1612.31
M16 x 1.5	4 – 8	22	19/19	2	8	1.292.1601.50	1.292.1602.50	15	1.292.1601.30	1.292.1602.30
M16 x 1.5	5 – 10	25	22/22	3	8	1.292.1611.50	1.292.1612.50	15	1.292.1611.30	1.292.1612.30
M20 x 1.5	5 – 9	27	24/24	4.5	9	1.292.2001.51	1.292.2002.51	15	1.292.2001.31	1.292.2002.31
M20 x 1.5	6 – 12	27	24/24	4.5	9	1.292.2001.50	1.292.2002.50	15	1.292.2001.30	1.292.2002.30
M20 x 1.5	7 – 12	28	27/27	4.5	9	1.292.2016.51	1.292.2017.51	15	1.292.2016.31	1.292.2017.31
M20 x 1.5	10 – 14	28	27/27	4.5	9	1.292.2016.50	1.292.2017.50	15	1.292.2016.30	1.292.2017.30
M25 x 1.5	9 – 16	31	33/33	5	11	1.292.2501.51	1.292.2502.51	15	1.292.2501.31	1.292.2502.31
M25 x 1.5	13 – 18	31	33/33	5	11	1.292.2501.50	1.292.2502.50	15	1.292.2501.30	1.292.2502.30
M32 x 1.5	13 – 20	39	42/42	6.5	11	1.292.3201.51	1.292.3202.51	15	1.292.3201.31	1.292.3202.31
M32 x 1.5	18 – 25	39	42/42	6.5	11	1.292.3201.50	1.292.3202.50	15	1.292.3201.30	1.292.3202.30
M40 x 1.5	20 – 26	48	53/53	10	13	1.292.4001.51	1.292.4002.51	18	1.292.4001.31	1.292.4002.31
M40 x 1.5	22 – 32	48	53/53	10	13	1.292.4001.50	1.292.4002.50	18	1.292.4001.30	1.292.4002.30
M50 x 1.5	25 – 31	49	60/60	15	13	1.292.5001.51	1.292.5002.51	18	1.292.5001.31	1.292.5002.31
M50 x 1.5	32 – 38	49	60/60	15	13	1.292.5001.50	1.292.5002.50	18	1.292.5001.30	1.292.5002.30
M63 x 1.5	29 – 35	49	65/68	22	14	1.292.6301.51	1.292.6302.51	18	1.292.6301.31	1.292.6302.31
M63 x 1.5	37 – 44	49	65/68	22	14	1.292.6301.50	1.292.6302.50	18	1.292.6301.30	1.292.6302.30



to the assembly
instruction





Material	Polyamide, fiber reinforced
Seal	NBR
Material o-ring	NBR
Protection class	IP 68 – 10 bar
Ex-protection level	II 2G Ex eb IIC Gb / II 1D Ex ta IIIC Da / Class I Div 2 Groups A,B,C,D / Class II Div 1 Groups E,F,G
Temperature range	-20°C to +85°C
Colour	black / blue-black
RAL	9005 / 5012

RoHS

AG	∅k mm	GL mm	H mm	SW1/SW2 mm	⊕ Nm	Item-No black	Item-No blue-black
NPT 3/8"	3 – 6	15	22	19/22	2	1.292.3801.71	1.292.3802.71
NPT 3/8"	4 – 8	15	22	19/22	2	1.292.3801.70	1.292.3802.70
NPT 1/2"	5 – 9	13	27	24/24	4.5	1.292.1201.71	1.292.1202.71
NPT 1/2"	6 – 12	13	27	24/24	4.5	1.292.1201.70	1.292.1202.70
NPT 1/2"	7 – 12	13	28	27/27	4.5	1.292.1216.71	1.292.1217.71
NPT 1/2"	10 – 14	13	28	27/27	4.5	1.292.1216.70	1.292.1217.70
NPT 3/4"	9 – 16	14	31	33/33	5	1.292.3401.71	1.292.3402.71
NPT 3/4"	13 – 18	14	31	33/33	5	1.292.3401.70	1.292.3402.70
NPT 1"	13 – 20	19	39	42/42	6.5	1.292.1001.71	1.292.1002.71
NPT 1"	18 – 25	19	39	42/42	6.5	1.292.1001.70	1.292.1002.70
NPT 1 1/4"	13 – 20	16	39	42/46	6.5	1.292.5401.71	1.292.5402.71
NPT 1 1/4"	18 – 25	16	39	42/46	6.5	1.292.5401.70	1.292.5402.70
NPT 1 1/2"	20 – 26	20	48	53/53	10	1.292.6401.71	1.292.6402.71
NPT 1 1/2"	22 – 32	20	48	53/53	10	1.292.6401.70	1.292.6402.70

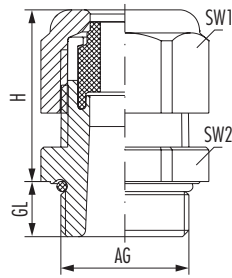


to the assembly
instruction



Ex cable glands

HSK-K-Multi-Ex-Active (metric, NPT)



Material	Polyamide, fiber reinforced
Seal	Elastomer
Material o-ring	NBR
Protection class	IP 68 – 10 bar
Ex-protection level	II 2G Ex eb IIC Gb / II 1D Ex ta IIIC Da / Class I Div 2 Groups A,B,C,D / Class II Div 1 Groups E,F,G
Temperature range	-20°C to +85°C
Colour	black / blue-black
RAL	9005 / 5012

RoHS

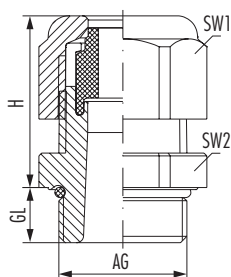
- // Further seal inserts on request
- // Installation note: The cable diameter may be less than the drill diameter by 20%, but not more than 1 mm

AG	GL mm	H mm	SW1/SW2 mm	⊕ Nm	Number of holes x d	Item-No black	Item-No blue-black	Number of holes x d	Item-No black	Item-No blue-black
M12 x 1.5	8	21	15/15	1.5	-	1.581.1299.51				
M16 x 1.5	8	22	19/19	2	2 x 3	1.581.1601.51	1.581.1601.52	4 x 1.4	1.581.1600.51	1.581.1600.52
M20 x 1.5	9	27	24/24	4.5	2 x 5	1.581.2003.51	1.581.2003.52	6 x 3	1.581.2001.51	1.581.2001.52
M25 x 1.5	11	31	33/33	5	3 x 7	1.581.2501.51	1.581.2501.52	4 x 6	1.581.2500.51	1.581.2500.52
M32 x 1.5	11	39	42/42	6.5	4 x 9	1.581.3201.51	1.581.3201.52	6 x 6.5	1.581.3200.51	1.581.3200.52
M40 x 1.5	13	48	53/53	10	2 x 15	1.581.4003.51	1.581.4003.52	7 x 9	1.581.4001.51	1.581.4001.52
M50 x 1.5	13	49	60/60	15	-	1.581.5099.51	1.581.5099.52			
M63 x 1.5	14	49	65/68	22	3 x 18	1.581.6302.51	1.581.6302.52	6 x 12	1.581.6301.51	1.581.6301.52
NPT 3/8"	15	22	19/22	2	2 x 3	1.581.3801.71	1.581.3801.72	4 x 1.4	1.581.3800.71	1.581.3800.72
NPT 1/2"	13	27	24/24	4.5	2 x 5	1.581.1203.71	1.581.1203.72	3 x 4	1.581.1202.71	1.581.1202.72
NPT 1/2"	13	28	27/27	4.5	2 x 6	1.581.1221.71	1.581.1221.72	6 x 4	1.581.1220.71	1.581.1220.72
NPT 3/4"	14	31	33/33	5	3 x 7	1.581.3401.71	1.581.3401.72	4 x 6	1.581.3400.71	1.581.3400.72
NPT 1"	19	39	42/42	6.5	4 x 9	1.581.1001.71	1.581.1001.72	6 x 6.5	1.581.1000.71	1.581.1000.72
NPT 1 1/4"	16	39	42/46	6.5	-	1.581.5499.71	1.581.5499.72			
NPT 1 1/2"	20	48	53/53	10	5 x 9	1.581.6400.71	1.581.6400.72	7 x 9	1.581.6401.71	1.581.6401.72



to the assembly
instruction





Material	Polyamide, fiber reinforced
Seal	Elastomer
Material o-ring	NBR
Protection class	IP 68 – 10 bar
Ex-protection level	II 2G Ex eb IIC Gb / II 1D Ex ta IIIC Da / Class I Div 2 Groups A,B,C,D / Class II Div 1 Groups E,F,G
Temperature range	-20°C to +85°C
Colour	black / blue-black
RAL	9005 / 5012

RoHS

- // Further seal inserts on request
- // The cable must not exceed the specified clamping range by more than 1 mm in width and length. Geometries of cable and hole pattern must match (semicircular or straight).

AG	GL mm	H mm	SW1/SW2 mm	Ⓜ Nm	B x H mm	Item-No black	Item-No blue-black	B x H mm	Item-No black	Item-No blue-black
M20 x 1.5	9	28	27/27	4.5	12 x 7	1.582.2017.51	1.582.2017.52	14 x 6	1.582.2018.51	1.582.2018.52
M25 x 1.5	11	31	33/33	5	14 x 6	1.582.2500.51	1.582.2500.52	14 x 7	1.582.2501.51	1.582.2501.52
M32 x 1.5	11	39	42/42	6.5	22 x 8	1.582.3200.51	1.582.3200.52			
M40 x 1.5	13	48	53/53	10	28.5 x 10	1.582.4000.51	1.582.4000.52	29 x 5.5	1.582.4001.51	1.582.4001.52
M40 x 1.5	13	48	53/53	10	30.5 x 12	1.582.4002.51	1.582.4002.52	31 x 7.5	1.582.4003.51	1.582.4003.52
M50 x 1.5	13	49	60/60	15	33.5 x 11.5	1.582.5000.51	1.582.5000.52			
NPT 1/2"	13	28	27/27	4.5	12 x 7	1.582.1217.71	1.582.1217.72	14 x 6	1.582.1218.71	1.582.1218.72
NPT 3/4"	14	31	33/33	5	14 x 6	1.582.3400.71	1.582.3400.72			
NPT 1"	19	39	42/42	6.5	22 x 8	1.582.1000.71	1.582.1000.72			
NPT 1 1/4"	16	39	42/46	6.5	22 x 8	1.582.5400.71	1.582.5400.72			
NPT 1 1/2"	20	48	53/53	10	28.5 x 10	1.582.6400.71	1.582.6400.72	29 x 5.5	1.582.6401.71	1.582.6401.72
NPT 1 1/2"	20	48	53/53	10	30.5 x 12	1.582.6402.71	1.582.6402.72	31 x 7.5	1.582.6403.71	1.582.6403.72

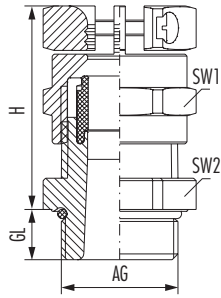


to the assembly
instruction




Ex cable glands

HSK-K-MZ-Ex (metric, PG)



Material	Polyamide
Seal	NBR
Material o-ring	NBR
Protection class	IP 68 – 10 bar / IP 69 K
Ex-protection level	II 2G Ex eb IIC Gb / II 1D Ex ta IIIC Da
Temperature range	-20°C to +70°C
Colour	black
RAL	9005

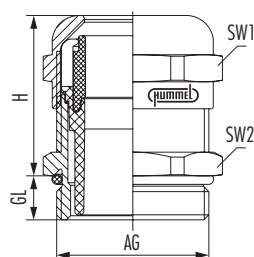
RoHS

AG	∅k mm	GL mm	H mm	SW1/SW2 mm	 Nm	Item-No
M16 x 1.5	4 – 8	15	29	19/19	3	1.215.1601.50
M20 x 1.5	7 – 12	15	35.5	24/24	3.5	1.215.2001.50
M25 x 1.5	13 – 18	11	41	33/33	5	1.215.2501.50
M32 x 1.5	18 – 25	11	49	42/42	6.5	1.215.3201.50
M40 x 1.5	22 – 32	13	58	53/53	10	1.215.4001.50
M50 x 1.5	32 – 38	13	61.5	60/60	15	1.215.5001.50
M63 x 1.5	37 – 44	14	62	65/68	18	1.215.6301.50
PG 9	4 – 8	15	29	19/19	3	1.215.0901.14
PG 11	5 – 10	15	32.5	22/22	3.5	1.215.1101.14
PG 13.5	7 – 12	15	35.5	24/24	3.5	1.215.1301.14
PG 16	10 – 14	10	37.5	27/27	5	1.215.1601.14
PG 21	13 – 18	11	41	33/33	5	1.215.2101.14
PG 29	18 – 25	11	49	42/42	6.5	1.215.2901.14
PG 36	22 – 32	13	58	53/53	10	1.215.3601.14
PG 42	32 – 38	13	61.5	60/60	15	1.215.4201.14
PG 48	37 – 44	14	62	65/65	18	1.215.4801.14



to the assembly
instruction





Material	Nickel-plated brass
Clamping insert	Polyamide VO according to UL 94
Seal	NBR
Material o-ring	NBR
Protection class	IP 68 – 10 bar / IP 69 K
Ex-protection level	II 2G Ex eb IIC Gb / II 1D Ex ta IIIC Da
NEMA type rating	4 / 4X / 6
Temperature range	-20°C to +95°C / -60°C to +95°C

RoHS

AG	∅k mm	GL mm	H mm	SW1/SW2 mm	⊕ Nm	Item-No -20°C to +95°C	Item-No -60°C to +95°C
M12 x 1.5	2 – 5	6.5	19	14/14	4	1.610.1200.51	1.640.1200.51
M12 x 1.5	3 – 6.5	6.5	19	14/14	4	1.610.1200.50	1.640.1200.50
M16 x 1.5	2 – 6	6	21	17/19	6	1.610.1600.51	1.640.1600.51
M16 x 1.5	3 – 7	6	22	20/20	5	1.610.1611.51	1.640.1611.51
M16 x 1.5	4 – 8	6	21	17/19	6	1.610.1600.50	1.640.1600.50
M16 x 1.5	5 – 10	6	22	20/20	5	1.610.1611.50	1.640.1611.50
M20 x 1.5	5 – 9	6	23	22/22	8	1.610.2000.51	1.640.2000.51
M20 x 1.5	6 – 12	6	23	22/22	8	1.610.2000.50	1.640.2000.50
M20 x 1.5	7 – 12	6	24	24/24	10	1.610.2016.51	1.640.2016.51
M20 x 1.5	10 – 14	6	24	24/24	10	1.610.2016.50	1.640.2016.50
M25 x 1.5	10 – 16	7	26	30/30	12	1.610.2500.51	1.640.2500.51
M25 x 1.5	14 – 18	7	26	30/30	12	1.610.2500.50	1.640.2500.50
M32 x 1.5	13 – 20	8	31	40/40	15	1.610.3200.51	1.640.3200.51
M32 x 1.5	20 – 25	8	31	40/40	15	1.610.3200.50	1.640.3200.50
M40 x 1.5	20 – 26	8	37	50/50	15	1.610.4000.51	1.640.4000.51
M40 x 1.5	22 – 32	8	37	50/50	15	1.610.4000.50	1.640.4000.50
M50 x 1.5	25 – 31	9	37	57/57	24	1.610.5000.51	1.640.5000.51
M50 x 1.5	32 – 38	9	37	57/57	24	1.610.5000.50	1.640.5000.50
M63 x 1.5	29 – 35	10	38	64/68	30	1.610.6300.51	1.640.6300.51
M63 x 1.5	37 – 44	10	38	64/68	30	1.610.6300.50	1.640.6300.50

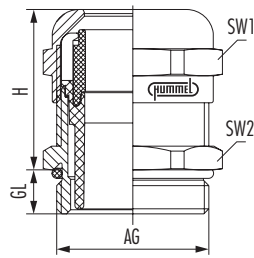


to the assembly
instruction



Ex cable glands

HSK-M Ex (metric-long)



Material	Nickel-plated brass
Clamping insert	Polyamide VO according to UL 94
Seal	NBR
Material o-ring	NBR
Protection class	IP 68 – 10 bar / IP 69 K
Ex-protection level	II 2G Ex eb IIC Gb / II 1D Ex ta IIIC Da
NEMA type rating	4 / 4X / 6
Temperature range	-20°C to +95°C / -60°C to +95°C

RoHS

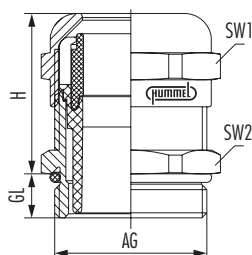
AG	∅k mm	GL mm	H mm	SW1/SW2 mm	⊕ Nm	Item-No -20°C to +95°C	Item-No -60°C to +95°C
M12 x 1.5	2 – 5	10	19	14/14	4	1.610.1200.31	1.640.1200.31
M12 x 1.5	3 – 6.5	10	19	14/14	4	1.610.1200.30	1.640.1200.30
M16 x 1.5	2 – 6	10	21	17/19	6	1.610.1600.31	1.640.1600.31
M16 x 1.5	3 – 7	10	22	20/20	5	1.610.1611.31	1.640.1611.31
M16 x 1.5	4 – 8	10	21	17/19	6	1.610.1600.30	1.640.1600.30
M16 x 1.5	5 – 10	10	22	20/20	5	1.610.1611.30	1.640.1611.30
M20 x 1.5	5 – 9	10	23	22/22	8	1.610.2000.31	1.640.2000.31
M20 x 1.5	6 – 12	10	23	22/22	8	1.610.2000.30	1.640.2000.30
M20 x 1.5	7 – 12	10	24	24/24	10	1.610.2016.31	1.640.2016.31
M20 x 1.5	10 – 14	10	24	24/24	10	1.610.2016.30	1.640.2016.30
M25 x 1.5	10 – 16	12	26	30/30	12	1.610.2500.31	1.640.2500.31
M25 x 1.5	14 – 18	12	26	30/30	12	1.610.2500.30	1.640.2500.30
M32 x 1.5	13 – 20	12	31	40/40	15	1.610.3200.31	1.640.3200.31
M32 x 1.5	20 – 25	12	31	40/40	15	1.610.3200.30	1.640.3200.30
M40 x 1.5	20 – 26	15	37	50/50	15	1.610.4000.31	1.640.4000.31
M40 x 1.5	22 – 32	15	37	50/50	15	1.610.4000.30	1.640.4000.30
M50 x 1.5	25 – 31	15	37	57/57	24	1.610.5000.31	1.640.5000.31
M50 x 1.5	32 – 38	15	37	57/57	24	1.610.5000.30	1.640.5000.30
M63 x 1.5	29 – 35	15	38	64/68	30	1.610.6300.31	1.640.6300.31
M63 x 1.5	37 – 44	15	38	64/68	30	1.610.6300.30	1.640.6300.30



to the assembly
instruction



ATEX Ex



Material	Nickel-plated brass
Clamping insert	Polyamide VO according to UL 94
Seal	NBR
Material o-ring	NBR
Protection class	IP 68 – 10 bar / IP 69 K
Ex-protection level	II 2G Ex eb IIC Gb / II 1D Ex ta IIIC Da
NEMA type rating	4 / 4X / 6
Temperature range	-20°C to +95°C / -60°C to +95°C

RoHS

AG	∅k mm	GL mm	H mm	SW1/SW2 mm	⊕ Nm	Item-No -20°C to +95°C	Item-No -60°C to +95°C
PG 7	2 – 5	5	19	14/14	4	1.610.0700.15	1.640.0700.15
PG 7	3 – 6.5	5	19	14/14	4	1.610.0700.01	1.640.0700.01
PG 9	2 – 6	6	21	17/17	6	1.610.0900.15	1.640.0900.15
PG 9	4 – 8	6	21	17/17	6	1.610.0900.01	1.640.0900.01
PG 11	3 – 7	6	22	20/20	5	1.610.1100.15	1.640.1100.15
PG 11	5 – 10	6	22	20/20	5	1.610.1100.01	1.640.1100.01
PG 13.5	5 – 9	6.5	24	22/22	8	1.610.1300.15	1.640.1300.15
PG 13.5	6 – 12	6.5	24	22/22	8	1.610.1300.01	1.640.1300.01
PG 16	7 – 12	6.5	23	24/24	10	1.610.1600.15	1.640.1600.15
PG 16	10 – 14	6.5	23	24/24	10	1.610.1600.01	1.640.1600.01
PG 21	10 – 16	7	24	30/30	12	1.610.2100.15	1.640.2100.15
PG 21	14 – 18	7	24	30/30	12	1.610.2100.01	1.640.2100.01
PG 29	13 – 20	8	29	40/40	15	1.610.2900.15	1.640.2900.15
PG 29	20 – 25	8	29	40/40	15	1.610.2900.01	1.640.2900.01
PG 36	20 – 26	8	35	50/50	15	1.610.3600.15	1.640.3600.15
PG 36	22 – 32	8	35	50/50	15	1.610.3600.01	1.640.3600.01
PG 42	25 – 31	9	37	57/57	24	1.610.4200.15	1.640.4200.15
PG 42	32 – 38	9	37	57/57	24	1.610.4200.01	1.640.4200.01
PG 48	29 – 35	10	38	64/64	30	1.610.4800.15	1.640.4800.15
PG 48	37 – 44	10	38	64/64	30	1.610.4800.01	1.640.4800.01



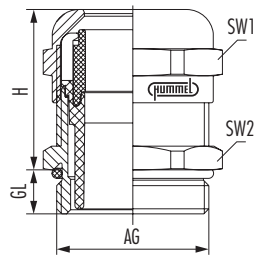
to the assembly instruction



ATEX Ex

Ex cable glands

HSK-M-Ex (PG long)



Material	Nickel-plated brass
Clamping insert	Polyamide VO according to UL 94
Seal	NBR
Material o-ring	NBR
Protection class	IP 68 – 10 bar / IP 69 K
Ex-protection level	II 2G Ex eb IIC Gb / II 1D Ex ta IIIC Da
NEMA type rating	4 / 4X / 6
Temperature range	-20°C to +95°C / -60°C to +95°C

RoHS

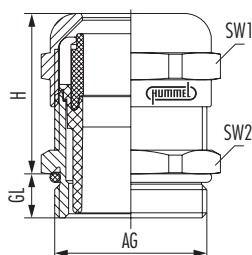
AG	∅k mm	GL mm	H mm	SW1/SW2 mm	⊕ Nm	Item-No -20°C to +95°C	Item-No -60°C to +95°C
PG 7	2 – 5	10	19	14/14	4	1.610.0700.61	1.640.0700.61
PG 7	3 – 6.5	10	19	14/14	4	1.610.0700.60	1.640.0700.60
PG 9	2 – 6	10	21	17/17	6	1.610.0900.61	1.640.0900.61
PG 9	4 – 8	10	21	17/17	6	1.610.0900.60	1.640.0900.60
PG 11	3 – 7	10	22	20/20	5	1.610.1100.61	1.640.1100.61
PG 11	5 – 10	10	22	20/20	5	1.610.1100.60	1.640.1100.60
PG 13.5	5 – 9	10	24	22/22	8	1.610.1300.61	1.640.1300.61
PG 13.5	6 – 12	10	24	22/22	8	1.610.1300.60	1.640.1300.60
PG 16	7 – 12	10	23	24/24	10	1.610.1600.61	1.640.1600.61
PG 16	10 – 14	10	23	24/24	10	1.610.1600.60	1.640.1600.60
PG 21	10 – 16	12	24	30/30	12	1.610.2100.61	1.640.2100.61
PG 21	14 – 18	12	24	30/30	12	1.610.2100.60	1.640.2100.60
PG 29	13 – 20	12	29	40/40	15	1.610.2900.61	1.640.2900.61
PG 29	20 – 25	12	29	40/40	15	1.610.2900.60	1.640.2900.60
PG 36	20 – 26	15	35	50/50	15	1.610.3600.61	1.640.3600.61
PG 36	22 – 32	15	35	50/50	15	1.610.3600.60	1.640.3600.60
PG 42	25 – 31	15	37	57/57	24	1.610.4200.61	1.640.4200.61
PG 42	32 – 38	15	37	57/57	24	1.610.4200.60	1.640.4200.60
PG 48	29 – 35	15	38	64/64	30	1.610.4800.61	1.640.4800.61
PG 48	37 – 44	15	38	64/64	30	1.610.4800.60	1.640.4800.60



to the assembly
instruction



ATEX^{Ex}



Material	Nickel-plated brass
Clamping insert	Polyamide V0 according to UL 94
Seal	NBR
Material o-ring	NBR
Protection class	IP 68 – 10 bar / IP 69 K
Ex-protection level	II 2G Ex eb IIC Gb / II 1D Ex ta IIIC Da
NEMA type rating	4 / 4X / 6
Temperature range	-20°C to +95°C / -60°C to +95°C

RoHS

AG	∅k mm	GL mm	H mm	SW1/SW2 mm	⊕ Nm	Item-No -20°C to +95°C	Item-No -60°C to +95°C
NPT 3/8"	2 – 6	15	21	17/19	6	1.610.3800.71	1.640.3800.71
NPT 3/8"	4 – 8	15	21	17/19	6	1.610.3800.70	1.640.3800.70
NPT 1/2"	5 – 9	13	24	22/24	8	1.610.1200.71	1.640.1200.71
NPT 1/2"	6 – 12	13	24	22/24	8	1.610.1200.70	1.640.1200.70
NPT 3/4"	10 – 16	13	25	30/30	12	1.610.3400.71	1.640.3400.71
NPT 3/4"	14 – 18	13	25	30/30	12	1.610.3400.70	1.640.3400.70
NPT 1"	13 – 20	19	29	40/40	15	1.610.1000.71	1.640.1000.71
NPT 1"	20 – 25	19	29	40/40	15	1.610.1000.70	1.640.1000.70



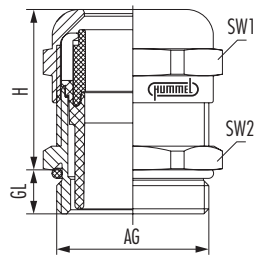
to the assembly instruction



ATEX^{Ex}

Ex cable glands

HSK-M-PVDF-Ex (metric/-long)



Material	Nickel-plated brass
Clamping insert	PVDF
Seal	FKM
Material o-ring	FKM
Protection class	IP 68 – 10 bar / IP 69 K
Ex-protection level	II 2G Ex eb IIC Gb / II 1D Ex ta IIIC Da
NEMA type rating	4 / 4X / 6
Temperature range	-20°C to +130°C

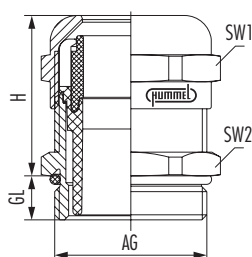
RoHS

AG	∅k mm	H mm	SW1/SW2 mm	⊕ Nm	GL mm	Item-No short	GL mm	Item-No long
M12 x 1.5	2 – 5	19	14/14	4	6.5	1.660.1200.51	10	1.660.1200.31
M12 x 1.5	3 – 6.5	19	14/14	4	6.5	1.660.1200.50	10	1.660.1200.30
M16 x 1.5	2 – 6	21	17/19	6	6	1.660.1600.51	10	1.660.1600.31
M16 x 1.5	3 – 7	22	20/20	5	6	1.660.1611.51	10	1.660.1611.31
M16 x 1.5	4 – 8	21	17/19	6	6	1.660.1600.50	10	1.660.1600.30
M16 x 1.5	5 – 10	22	20/20	5	6	1.660.1611.50	10	1.660.1611.30
M20 x 1.5	5 – 9	23	22/22	8	6	1.660.2000.51	10	1.660.2000.31
M20 x 1.5	6 – 12	23	22/22	8	6	1.660.2000.50	10	1.660.2000.30
M20 x 1.5	7 – 12	24	24/24	10	6	1.660.2016.51	10	1.660.2016.31
M20 x 1.5	10 – 14	24	24/24	10	6	1.660.2016.50	10	1.660.2016.30
M25 x 1.5	10 – 16	26	30/30	12	7	1.660.2500.51	12	1.660.2500.31
M25 x 1.5	14 – 18	26	30/30	12	7	1.660.2500.50	12	1.660.2500.30
M32 x 1.5	13 – 20	31	40/40	15	8	1.660.3200.51	12	1.660.3200.31
M32 x 1.5	20 – 25	31	40/40	15	8	1.660.3200.50	12	1.660.3200.30
M40 x 1.5	20 – 26	37	50/50	15	8	1.660.4000.51	15	1.660.4000.31
M40 x 1.5	22 – 32	37	50/50	15	8	1.660.4000.50	15	1.660.4000.30



to the assembly
instruction





Material	Nickel-plated brass	RoHS
Clamping insert	PVDF	
Seal	FKM	
Material o-ring	FKM	
Protection class	IP 68 – 10 bar / IP 69 K	
Ex-protection level	II 2G Ex eb IIC Gb / II 1D Ex ta IIIC Da	
NEMA type rating	4 / 4X / 6	
Temperature range	-20°C to +130°C	

AG	∅k mm	H mm	SW1/SW2 mm	⊕ Nm	GL mm	Item-No short	GL mm	Item-No long
PG 7	2 – 5	19	14/14	4	5	1.660.0700.15	10	1.660.0700.61
PG 7	3 – 6.5	19	14/14	4	5	1.660.0700.01	10	1.660.0700.60
PG 9	2 – 6	21	17/17	6	6	1.660.0900.15	10	1.660.0900.61
PG 9	4 – 8	21	17/17	6	6	1.660.0900.01	10	1.660.0900.60
PG 11	3 – 7	22	20/20	5	6	1.660.1100.15	10	1.660.1100.61
PG 11	5 – 10	22	20/20	5	6	1.660.1100.01	10	1.660.1100.60
PG 13.5	5 – 9	24	22/22	8	6.5	1.660.1300.15	10	1.660.1300.61
PG 13.5	6 – 12	24	22/22	8	6.5	1.660.1300.01	10	1.660.1300.60
PG 16	7 – 12	23	24/24	10	6.5	1.660.1600.15	10	1.660.1600.61
PG 16	10 – 14	23	24/24	10	6.5	1.660.1600.01	10	1.660.1600.60
PG 21	10 – 16	24	30/30	12	7	1.660.2100.15	12	1.660.2100.61
PG 21	14 – 18	24	30/30	12	7	1.660.2100.01	12	1.660.2100.60
PG 29	13 – 20	29	40/40	15	8	1.660.2900.15	12	1.660.2900.61
PG 29	20 – 25	29	40/40	15	8	1.660.2900.01	12	1.660.2900.60
PG 36	20 – 26	35	50/50	15	8	1.660.3600.15	15	1.660.3600.61
PG 36	22 – 32	35	50/50	15	8	1.660.3600.01	15	1.660.3600.60
PG 42	25 – 31	37	57/57	24	9	1.660.4200.15	15	1.660.4200.61
PG 42	32 – 38	37	57/57	24	9	1.660.4200.01	15	1.660.4200.60
PG 48	29 – 35	38	64/64	30	10	1.660.4800.15	15	1.660.4800.61
PG 48	37 – 44	38	64/64	30	10	1.660.4800.01	15	1.660.4800.60

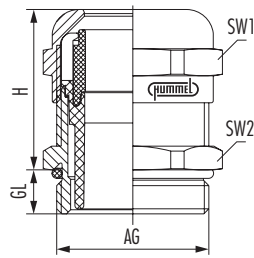


to the assembly
instruction



Ex cable glands

HSK-M-PVDF-Ex (NPT)



Material	Nickel-plated brass
Clamping insert	PVDF
Seal	FKM
Material o-ring	FKM
Protection class	IP 68 – 10 bar / IP 69 K
Ex-protection level	II 2G Ex eb IIC Gb / II 1D Ex ta IIIC Da
NEMA type rating	4 / 4X / 6
Temperature range	-20°C to +130°C

RoHS

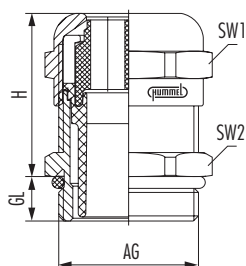
AG	∅k mm	GL mm	H mm	SW1/SW2 mm	⌀ Nm	Item-No
NPT 3/8"	2 – 6	15	21	17/19	6	1.660.3800.71
NPT 3/8"	4 – 8	15	21	17/19	6	1.660.3800.70
NPT 1/2"	5 – 9	13	24	22/24	8	1.660.1200.71
NPT 1/2"	6 – 12	13	24	22/24	8	1.660.1200.70
NPT 3/4"	10 – 16	13	25	30/30	12	1.660.3400.71
NPT 3/4"	14 – 18	13	25	30/30	12	1.660.3400.70



to the assembly
instruction



ATEX Ex



Material	Nickel-plated brass
Clamping insert	Polyamide VO according to UL 94
Seal	Elastomer
Material o-ring	NBR
Protection class	IP 68
Ex-protection level	II 2G Ex eb IIC Gb / II TD Ex ta IIIC Da
Temperature range	-20°C to +95°C

RoHS

// Further seal inserts on request

AG	GL mm	H mm	SW1/SW2 mm	⊕ Nm	Number of holes x d	Item-No	Number of holes x d	Item-No
M16 x 1.5	6	21	17/19	5	2 x 3	1.687.1601.50	4 x 1.4	1.687.1600.50
M20 x 1.5	6	23	22/22	8	2 x 5	1.687.2003.50	6 x 3	1.687.2001.50
M25 x 1.5	7	26	30/30	12	3 x 7	1.687.2501.50	4 x 6	1.687.2500.50
M32 x 1.5	8	31	40/40	15	4 x 9	1.687.3201.50	6 x 6.5	1.687.3200.50
M40 x 1.5	8	37	50/50	15	2 x 15	1.687.4003.50	7 x 9	1.687.4001.50
M50 x 1.5	9	37	57/57	24	-	1.687.5099.50	-	-
M63 x 1.5	10	38	64/68	30	3 x 18	1.687.6302.50	6 x 12	1.687.6301.50
PG 9	6	21	17/17	5	2 x 3	1.687.0901.01	4 x 1.4	1.687.0900.01
PG 11	6	22	20/20	6	2 x 4	1.687.1102.01	3 x 3	1.687.1101.01
PG 13.5	6.5	24	22/22	8	2 x 5	1.687.1303.01	3 x 4	1.687.1302.01
PG 16	6.5	23	24/24	10	2 x 6	1.687.1605.01	3 x 5.6	1.687.1606.01
PG 16	6.5	23	24/24	10	4 x 4	1.687.1602.01	6 x 4	1.687.1604.01
PG 21	7	24	30/30	12	3 x 7	1.687.2101.01	4 x 6	1.687.2100.01
PG 29	8	29	40/40	15	4 x 9	1.687.2901.01	6 x 6.5	1.687.2900.01
PG 36	8	35	50/50	15	2 x 15	1.687.3603.01	7 x 9	1.687.3601.01
PG 48	10	38	64/64	30	3 x 18	1.687.4802.01	6 x 12	1.687.4801.01
NPT 3/8"	15	21	17/19	5	2 x 3	1.687.3801.70	4 x 1.4	1.687.3800.70
NPT 1/2"	13	24	24/24	8	2 x 5	1.687.1203.70	3 x 4	1.687.1220.70
NPT 3/4"	13	25	30/30	12	3 x 7	1.687.3401.70	4 x 6	1.687.3400.70
NPT 1"	19	29	40/40	15	4 x 9	1.687.1001.70	6 x 6.5	1.687.1000.70

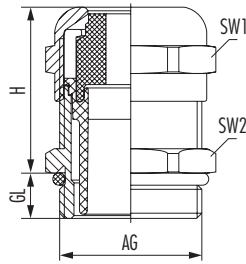


to the assembly
instruction



Ex cable glands

HSK-M-Flaka-Ex (metric, PG, NPT)



Material	Nickel-plated brass
Clamping insert	Polyamide V0 according to UL 94
Seal	Elastomer
Material o-ring	NBR
Protection class	IP 65 / IP 68 – 10 bar and optimum assignment of all bores
Ex-protection level	II 2G Ex eb IIC Gb / II 1D Ex ta IIIC Da
Temperature range	-20°C to +95°C

RoHS

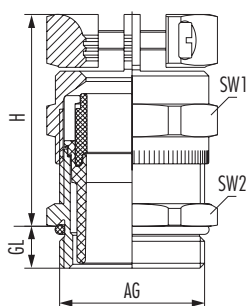
// Further seal inserts on request

AG	GL mm	H mm	SW1/SW2 mm	Nm	B x H mm	Item-No	B x H mm	Item-No
M20 x 1.5	6	24	24/24	10	12 x 7	1.689.2017.50	14 x 6	1.689.2018.50
M25 x 1.5	7	26	30/30	12	14 x 6	1.689.2500.50	14 x 7	1.689.2501.50
M32 x 1.5	8	31	40/40	15	22 x 8	1.689.3200.50		
M40 x 1.5	8	37	50/50	15	28.5 x 10	1.689.4000.50	29 x 5.5	1.689.4001.50
M40 x 1.5	8	37	50/50	15	30.5 x 12	1.689.4002.50	31 x 7.5	1.689.4003.50
M50 x 1.5	9	37	57/57	24	33.5 x 11.5	1.689.5000.50		
M63 x 1.5	10	38	64/68	30	38 x 12	1.689.6300.50		
PG 16	6.5	23	24/24	10	12 x 7	1.689.1601.01	14 x 6	1.689.1602.01
PG 21	7	24	30/30	12	14 x 7	1.689.2101.01	14 x 6	1.689.2100.01
PG 29	8	29	40/40	15	22 x 8	1.689.2900.01		
PG 36	8	35	50/50	15	28.5 x 10	1.689.3600.01	29 x 5.5	1.689.3601.01
PG 36	8	35	50/50	15	30.5 x 12	1.689.3602.01	31 x 7.5	1.689.3603.01
PG 42	9	37	57/57	24	33.5 x 11.5	1.689.4200.01		
PG 48	10	38	64/64	30	38 x 12	1.689.4802.01		
NPT 3/4"	13	25	30/30	12	14 x 7	1.689.3401.70	14 x 6	1.689.3400.70
NPT 1"	19	29	40/40	15	22 x 8	1.689.1000.70		



to the assembly
instruction





Material	Nickel-plated brass
Clamping insert	Polyamide V0 according to UL 94 / PVDF
Seal	NBR / FKM
Material o-ring	NBR / FKM
Protection class	IP 68 – 10 bar / IP 69 K
Ex-protection level	II 2G Ex eb IIC Gb / II 1D Ex ta IIIC Da
NEMA type rating	4 / 4X / 6
Temperature range	-20°C to +95°C / -60°C to +95°C / -20°C to +130°C

RoHS

AG	∅k mm	GL mm	H mm	SW1/SW2 mm	⊕ Nm	Item-No -20°C to +95°C	Item-No -20°C to +130°C	Item-No -60°C to +95°C
M12 x 1.5	3 – 6.5	6.5	26	14/14	4	1.611.1200.50	1.661.1200.50	1.641.1200.50
M16 x 1.5	4 – 8	6	28	17/19	6	1.611.1600.50	1.661.1600.50	1.641.1600.50
M16 x 1.5	5 – 10	6	30	20/20	5	1.611.1611.50	1.661.1611.50	1.641.1611.50
M20 x 1.5	7 – 12	6	33	22/22	10	1.611.2000.50	1.661.2000.50	1.641.2000.50
M20 x 1.5	10 – 14	6	33	24/24	10	1.611.2016.50	1.661.2016.50	1.641.2016.50
M25 x 1.5	14 – 18	7	37	30/30	12	1.611.2500.50	1.661.2500.50	1.641.2500.50
M32 x 1.5	20 – 25	8	43	40/40	15	1.611.3200.50	1.661.3200.50	1.641.3200.50
M40 x 1.5	24 – 32	8	50	50/50	15	1.611.4000.50	1.661.4000.50	1.641.4000.50
M50 x 1.5	32 – 38	9	51	57/57	24	1.611.5000.50		1.641.5000.50
M63 x 1.5	37 – 44	10	52	64/68	30	1.611.6300.50		1.641.6300.50
PG 7	3 – 6.5	5	26	14/14	4	1.611.0700.01	1.661.0700.01	1.641.0700.01
PG 9	4 – 8	6	28	17/17	6	1.611.0900.01	1.661.0900.01	1.641.0900.01
PG 11	5 – 10	6	30	20/20	5	1.611.1100.01	1.661.1100.01	1.641.1100.01
PG 13.5	7 – 12	6	33	22/22	8	1.611.1300.01	1.661.1300.01	1.641.1300.01
PG 16	10 – 14	6	33	24/24	10	1.611.1600.01	1.661.1600.01	1.641.1600.01
PG 21	13 – 18	7	37	30/30	12	1.611.2100.01	1.661.2100.01	1.641.2100.01
PG 29	20 – 25	8	43	40/40	15	1.611.2900.01	1.661.2900.01	1.641.2900.01
PG 36	24 – 32	8	50	50/50	15	1.611.3600.01	1.661.3600.01	1.641.3600.01
PG 42	32 – 38	9	51	57/57	24	1.611.4200.01	1.661.4200.01	1.641.4200.01
PG 48	37 – 44	10	52	64/64	30	1.611.4800.01	1.661.4800.01	1.641.4800.01
NPT 3/8"	4 – 8	15	28	17/19	6	1.611.3800.70	1.661.3800.70	1.641.3800.70
NPT 1/2"	7 – 12	13	33	22/24	8	1.611.1200.70	1.661.1200.70	1.641.1200.70
NPT 3/4"	13 – 18	13	37	30/30	12	1.611.3400.70	1.661.3400.70	1.641.3400.70
NPT 1"	20 – 25	19	43	40/40	15	1.611.1000.70		1.641.1000.70



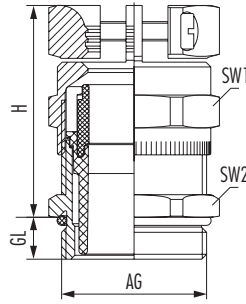
to the assembly
instruction



ATEX Ex


Ex cable glands

HSK-MZ-PVDF-Ex (metric, PG, NPT)



Material	Nickel-plated brass
Clamping insert	PVDF
Seal	FKM
Material o-ring	FKM
Protection class	IP 68 – 10 bar / IP 69 K
Ex-protection level	II 2G Ex eb IIC Gb / II 1D Ex ta IIIC Da
NEMA type rating	4 / 4X / 6
Temperature range	-20°C to +130°C

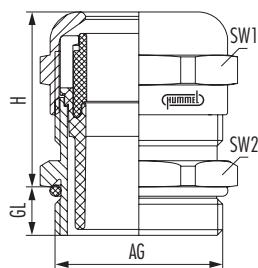
RoHS

AG	∅k mm	GL mm	H mm	SW1/SW2 mm	 Nm	Item-No
M12 x 1.5	3 – 6.5	6.5	26	14/14	4	1.661.1200.50
M16 x 1.5	4 – 8	6	28	17/19	6	1.661.1600.50
M16 x 1.5	5 – 10	6	30	20/20	5	1.661.1611.50
M20 x 1.5	7 – 12	6	33	22/22	10	1.661.2000.50
M20 x 1.5	10 – 14	6	33	24/24	10	1.661.2016.50
M25 x 1.5	14 – 18	7	37	30/30	12	1.661.2500.50
M32 x 1.5	20 – 25	8	43	40/40	15	1.661.3200.50
M40 x 1.5	24 – 32	8	50	50/50	15	1.661.4000.50
PG 7	3 – 6.5	5	26	14/14	4	1.661.0700.01
PG 9	4 – 8	6	28	17/17	6	1.661.0900.01
PG 11	5 – 10	6	30	20/20	5	1.661.1100.01
PG 13.5	7 – 12	6	33	22/22	8	1.661.1300.01
PG 16	10 – 14	6	33	24/24	10	1.661.1600.01
PG 21	13 – 18	7	37	30/30	12	1.661.2100.01
PG 29	20 – 25	8	43	40/40	15	1.661.2900.01
PG 36	24 – 32	8	50	50/50	15	1.661.3600.01
PG 42	32 – 38	9	51	57/57	24	1.661.4200.01
PG 48	37 – 44	10	52	64/64	30	1.661.4800.01
NPT 3/8"	4 – 8	15	28	17/19	6	1.661.3800.70
NPT 1/2"	7 – 12	13	33	22/24	8	1.661.1200.70
NPT 3/4"	13 – 18	13	37	30/30	12	1.661.3400.70



to the assembly
instruction





Material	INOX 1.4305
Clamping insert	Polyamide VO according to UL 94
Seal	NBR
Material o-ring	NBR
Protection class	IP 68 – 10 bar / IP 69 K
Ex-protection level	II 2G Ex eb IIC Gb / II 1D Ex ta IIIC Da
NEMA type rating	4 / 4X / 6
Temperature range	-20°C to +95°C / -60°C to +95°C

RoHS

AG	∅k mm	GL mm	H mm	SW1/SW2 mm	⊕ Nm	Item-No -20°C to +95°C	Item-No -60°C to +95°C
M12 x 1.5	2 – 5	6.5	19	14/14	4	1.612.1200.51	1.642.1200.51
M12 x 1.5	3 – 6.5	6.5	19	14/14	4	1.612.1200.50	1.642.1200.50
M16 x 1.5	3 – 7	6	22	22/22	5	1.612.1600.51	1.642.1600.51
M16 x 1.5	5 – 10	6	22	22/22	5	1.612.1600.50	1.642.1600.50
M20 x 1.5	7 – 12	6	23	24/24	10	1.612.2000.51	1.642.2000.51
M20 x 1.5	10 – 14	6	23	24/24	10	1.612.2000.50	1.642.2000.50
M25 x 1.5	9 – 16	7	24	30/30	12	1.612.2500.51	1.642.2500.51
M25 x 1.5	13 – 18	7	24	30/30	12	1.612.2500.50	1.642.2500.50
M32 x 1.5	13 – 20	8	29	41/41	15	1.612.3200.51	1.642.3200.51
M32 x 1.5	20 – 25	8	29	41/41	15	1.612.3200.50	1.642.3200.50
M40 x 1.5	20 – 26	8	35	50/50	15	1.612.4000.51	1.642.4000.51
M40 x 1.5	22 – 32	8	35	50/50	15	1.612.4000.50	1.642.4000.50
PG 7	2 – 5	5	19	14/14	4	1.612.0700.15	1.642.0700.15
PG 7	3 – 6.5	5	19	14/14	4	1.612.0700.01	1.642.0700.01
PG 9	2 – 6	6	21	17/17	6	1.612.0900.15	1.642.0900.15
PG 9	4 – 8	6	21	17/17	6	1.612.0900.01	1.642.0900.01
PG 11	3 – 7	6	22	22/22	5	1.612.1100.15	1.642.1100.15
PG 11	5 – 10	6	22	22/22	5	1.612.1100.01	1.642.1100.01
PG 13.5	5 – 9	6	24	22/22	8	1.612.1300.15	1.642.1300.15
PG 13.5	7 – 12	6	24	22/22	8	1.612.1300.01	1.642.1300.01
PG 16	7 – 12	6	23	24/24	10	1.612.1600.15	1.642.1600.15
PG 16	10 – 14	6	23	24/24	10	1.612.1600.01	1.642.1600.01
PG 21	9 – 16	7	24	30/30	12	1.612.2100.15	1.642.2100.15
PG 21	13 – 18	7	24	30/30	12	1.612.2100.01	1.642.2100.01
PG 29	13 – 20	8	29	41/41	15	1.612.2900.15	1.642.2900.15
PG 29	20 – 25	8	29	41/41	15	1.612.2900.01	1.642.2900.01
PG 36	20 – 26	8	35	50/50	15	1.612.3600.15	1.642.3600.15
PG 36	22 – 32	8	35	50/50	15	1.612.3600.01	1.642.3600.01

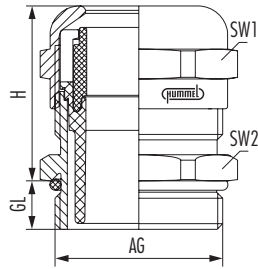


to the assembly
instruction



Ex cable glands

HSK-INOX-PVDF-Ex (metric, PG)



Material	INOX 1.4305
Clamping insert	PVDF
Seal	FKM
Material o-ring	FKM
Protection class	IP 68 – 10 bar / IP 69 K
Ex-protection level	II 2G Ex eb IIC Gb / II 1D Ex ta IIIC Da
NEMA type rating	4 / 4X / 6
Temperature range	-20°C to +130°C

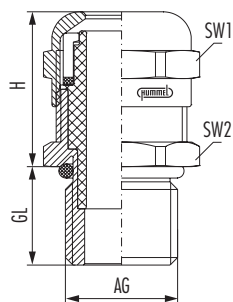
RoHS

AG	∅k mm	GL mm	H mm	SW1/SW2 mm	Nm	Item-No
M12 x 1.5	2 – 5	6.5	19	14/14	4	1.662.1200.51
M12 x 1.5	3 – 6.5	6.5	19	14/14	4	1.662.1200.50
M16 x 1.5	3 – 7	6	22	22/22	5	1.662.1600.51
M16 x 1.5	5 – 10	6	22	22/22	5	1.662.1600.50
M20 x 1.5	7 – 12	6	23	24/24	10	1.662.2000.51
M20 x 1.5	10 – 14	6	23	24/24	10	1.662.2000.50
M25 x 1.5	9 – 16	7	24	30/30	12	1.662.2500.51
M25 x 1.5	13 – 18	7	24	30/30	12	1.662.2500.50
M32 x 1.5	13 – 20	8	29	41/41	15	1.662.3200.51
M32 x 1.5	20 – 25	8	29	41/41	15	1.662.3200.50
M40 x 1.5	20 – 26	8	35	50/50	15	1.662.4000.51
M40 x 1.5	22 – 32	8	35	50/50	15	1.662.4000.50
PG 7	2 – 5	5	19	14/14	4	1.662.0700.15
PG 7	3 – 6.5	5	19	14/14	4	1.662.0700.01
PG 9	2 – 6	6	21	17/17	6	1.662.0900.15
PG 9	4 – 8	6	21	17/17	6	1.662.0900.01
PG 11	3 – 7	6	22	22/22	5	1.662.1100.15
PG 11	5 – 10	6	22	22/22	5	1.662.1100.01
PG 13.5	5 – 9	6	24	22/22	8	1.662.1300.15
PG 13.5	7 – 12	6	24	22/22	8	1.662.1300.01
PG 16	7 – 12	6	23	24/24	10	1.662.1600.15
PG 16	10 – 14	6	23	24/24	10	1.662.1600.01
PG 21	9 – 16	7	24	30/30	12	1.662.2100.15
PG 21	13 – 18	7	24	30/30	12	1.662.2100.01
PG 29	13 – 20	8	29	41/41	15	1.662.2900.15
PG 29	20 – 25	8	29	41/41	15	1.662.2900.01
PG 36	20 – 26	8	35	50/50	15	1.662.3600.15
PG 36	22 – 32	8	35	50/50	15	1.662.3600.01




to the assembly instruction





Material	Nickel-plated brass
Clamping insert	Polyamide V0 according to UL 94
Seal	FKM
Material o-ring	FKM
Protection class	IP 68 – 10 bar / IP 69 K
Ex-protection level	II 1D Ex ta IIIC Da / II 2G Ex db IIC Gb
Temperature range	-60°C to +105°C

RoHS

AG	∅k mm	GL mm	H mm	SW1/SW2 mm	 Nm	Item-No
M12 x 1.5	2 – 5	16	18.7	14/14	7.5	1.622.1200.51
M12 x 1.5	3 – 6.5	16	18.7	14/14	7.5	1.622.1200.50
M16 x 1.5	3 – 7	16	22	20/20	9	1.622.1600.51
M16 x 1.5	5 – 10	16	22	20/20	9	1.622.1600.50
M20 x 1.5	7 – 12	16	25	24/24	10	1.622.2000.51
M20 x 1.5	10 – 14	16	25	24/24	10	1.622.2000.50
M25 x 1.5	9 – 16	16	26.5	30/30	12	1.622.2500.51
M25 x 1.5	13 – 18	16	26.5	30/30	12	1.622.2500.50
M32 x 1.5	14 – 20	16	32	40/40	15	1.622.3200.51
M32 x 1.5	18 – 25	16	32	40/40	15	1.622.3200.50
M40 x 1.5	20 – 26	16	38.5	50/50	24	1.622.4000.51
M40 x 1.5	22 – 32	16	38.5	50/50	24	1.622.4000.50

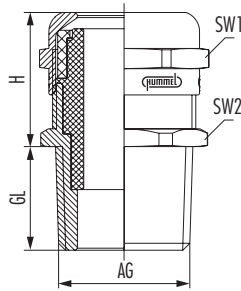


to the assembly
instruction




Ex cable glands

HSK-M-Ex d (NPT)



Material	Nickel-plated brass
Clamping insert	Polyamide V0 according to UL 94
Seal	FKM
Protection class	IP 68 – 10 bar / IP 69 K
Ex-protection level	II 1D Ex ta IIIC Da / II 2G Ex db IIC Gb
Temperature range	-60°C to +105°C

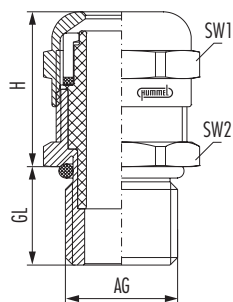
RoHS

AG	Øk mm	GL mm	H mm	SW1/SW2 mm	 Nm	Item-No
NPT 3/8"	3 – 7	16	22	20/20	9	1.622.3800.71
NPT 3/8"	5 – 10	16	22	20/20	9	1.622.3800.70
NPT 1/2"	7 – 12	20	25	24/24	10	1.622.1200.71
NPT 1/2"	10 – 14	20	25	24/24	10	1.622.1200.70
NPT 3/4"	9 – 16	20.5	26.5	30/30	12	1.622.3400.71
NPT 3/4"	13 – 18	20.5	26.5	30/30	12	1.622.3400.70
NPT 1"	14 – 20	25	32	40/40	15	1.622.1000.71
NPT 1"	18 – 25	25	32	40/40	15	1.622.1000.70
NPT 1 1/4"	20 – 26	26	38.5	50/50	24	1.622.5400.71
NPT 1 1/4"	22 – 32	26	38.5	50/50	24	1.622.5400.70
NPT 1 1/2"	20 – 26	26.5	38.5	50/50	24	1.622.6400.71
NPT 1 1/2"	22 – 32	26.5	38.5	50/50	24	1.622.6400.70




to the assembly
instruction





Material	Nickel-plated brass
Clamping insert	PVDF
Seal	FKM
Material o-ring	FKM
Protection class	IP 68 – 10 bar / IP 69 K
Ex-protection level	II 1D Ex ta IIIC Da / II 2G Ex db IIC Gb
Temperature range	-20°C to +130°C

RoHS

AG	∅k mm	GL mm	H mm	SW1/SW2 mm	 Nm	Item-No
M12 x 1.5	2 – 5	16	18.7	14/14	7.5	1.634.1200.51
M12 x 1.5	3 – 6.5	16	18.7	14/14	7.5	1.634.1200.50
M16 x 1.5	3 – 7	16	22	20/20	9	1.634.1600.51
M16 x 1.5	5 – 10	16	22	20/20	9	1.634.1600.50
M20 x 1.5	7 – 12	16	25	24/24	10	1.634.2000.51
M20 x 1.5	10 – 14	16	25	24/24	10	1.634.2000.50
M25 x 1.5	9 – 16	16	26.5	30/30	12	1.634.2500.51
M25 x 1.5	13 – 18	16	26.5	30/30	12	1.634.2500.50
M32 x 1.5	14 – 20	16	32	40/40	15	1.634.3200.51
M32 x 1.5	18 – 25	16	32	40/40	15	1.634.3200.50
M40 x 1.5	20 – 26	16	38.5	50/50	24	1.634.4000.51
M40 x 1.5	22 – 32	16	38.5	50/50	24	1.634.4000.50
NPT 3/8"	3 – 7	16	22	20/20	9	1.634.3800.71
NPT 3/8"	5 – 10	16	22	20/20	9	1.634.3800.70
NPT 1/2"	7 – 12	20	25	24/24	10	1.634.1200.71
NPT 1/2"	10 – 14	20	25	24/24	10	1.634.1200.70
NPT 3/4"	9 – 16	20.5	26.5	30/30	12	1.634.3400.71
NPT 3/4"	13 – 18	20.5	26.5	30/30	12	1.634.3400.70

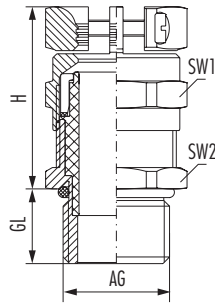


to the assembly
instruction



Ex cable glands

HSK-MZ-Ex d (metric, NPT)



Material	Nickel-plated brass
Clamping insert	Polyamide V0 according to UL 94
Seal	FKM
Material o-ring	FKM
Protection class	IP 68 – 10 bar / IP 69 K
Ex-protection level	II 1D Ex ta IIIC Da / II 2G Ex db IIC Gb
Temperature range	-60°C to +105°C

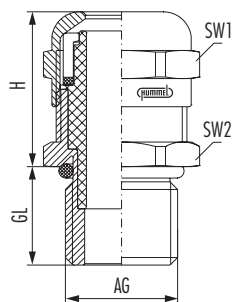
RoHS

AG	∅k mm	GL mm	H mm	SW1/SW2 mm	Nm	Item-No
M12 x 1.5	3 – 6.5	16	26	14/14	7.5	1.628.1200.50
M16 x 1.5	5 – 10	16	30.2	20/20	9	1.628.1600.50
M20 x 1.5	10 – 14	16	34	24/24	10	1.628.2000.50
M25 x 1.5	13 – 18	16	37.8	30/30	12	1.628.2500.50
M32 x 1.5	18 – 25	16	44	40/40	15	1.628.3200.50
M40 x 1.5	22 – 32	16	51.5	50/50	24	1.628.4000.50
NPT 3/8"	5 – 10	16	30	20/20	9	1.628.3800.70
NPT 1/2"	10 – 14	20	33.6	24/24	10	1.628.1200.70
NPT 3/4"	13 – 18	20.5	37.8	30/30	12	1.628.3400.70
NPT 1"	18 – 25	25	44	40/40	15	1.628.1000.70
NPT 1 1/4"	22 – 32	25	51.5	50/50	24	1.628.5400.70
NPT 1 1/2"	22 – 32	26.5	51.5	50/50	24	1.628.6400.70




to the assembly
instruction





Material	INOX 1.4404
Clamping insert	Polyamide V0 according to UL 94
Seal	FKM
Material o-ring	FKM
Protection class	IP 68 – 10 bar / IP 69 K
Ex-protection level	II 1D Ex ta IIIC Da / II 2G Ex db IIC Gb
Temperature range	-60°C to +105°C

RoHS

AG	∅k mm	GL mm	H mm	SW1/SW2 mm	 Nm	Item-No
M12 x 1.5	2 – 5	16	19	14/14	7.5	1.632.1200.51
M12 x 1.5	3 – 6.5	16	19	14/14	7.5	1.632.1200.50
M16 x 1.5	3 – 7	16	22	22/22	9	1.632.1600.51
M16 x 1.5	5 – 10	16	22	22/22	9	1.632.1600.50
M20 x 1.5	7 – 12	16	25	24/24	10	1.632.2000.51
M20 x 1.5	10 – 14	16	25	24/24	10	1.632.2000.50
M25 x 1.5	9 – 16	14	26.5	30/30	12	1.632.2500.51
M25 x 1.5	13 – 18	16	26.5	30/30	12	1.632.2500.50
M32 x 1.5	14 – 20	16	32	40/40	15	1.632.3200.51
M32 x 1.5	18 – 25	16	32	40/40	15	1.632.3200.50
M40 x 1.5	20 – 26	16	38.5	50/50	24	1.632.4000.51
M40 x 1.5	22 – 32	16	38.5	50/50	24	1.632.4000.50
NPT 3/8"	3 – 7	16	22	20/20	9	1.632.3800.71
NPT 3/8"	5 – 10	16	22	20/20	9	1.632.3800.70
NPT 1/2"	7 – 12	20	25	24/24	10	1.632.1200.71
NPT 1/2"	10 – 14	20	25	24/24	10	1.632.1200.70
NPT 3/4"	9 – 16	20.5	26.5	30/30	12	1.632.3400.71
NPT 3/4"	13 – 18	20.5	26.5	30/30	12	1.632.3400.70
NPT 1"	18 – 25	25	29	41/41	15	1.632.1000.70

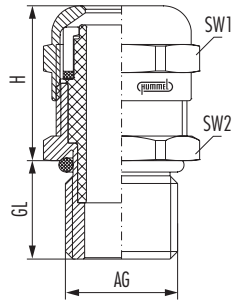


to the assembly
instruction




Ex cable glands

HSK-INOX-PVDF-Ex d (metric, NPT)



Material	INOX 1.4404
Clamping insert	PVDF
Seal	FKM
Material o-ring	FKM
Protection class	IP 68 – 10 bar / IP 69 K
Ex-protection level	II 1D Ex ta IIIC Da / II 2G Ex db IIC Gb
Temperature range	-20°C to +130°C

RoHS

AG	∅k mm	GL mm	H mm	SW1/SW2 mm	 Nm	Item-No
M12 x 1.5	2 – 5	16	19	14/14	7.5	1.633.1200.51
M12 x 1.5	3 – 6.5	16	19	14/14	7.5	1.633.1200.50
M16 x 1.5	3 – 7	16	22	20/20	9	1.633.1600.51
M16 x 1.5	5 – 10	16	22	20/20	9	1.633.1600.50
M20 x 1.5	7 – 12	16	25	24/24	10	1.633.2000.51
M20 x 1.5	10 – 14	16	25	24/24	10	1.633.2000.50
M25 x 1.5	9 – 16	16	26.5	30/30	12	1.633.2500.51
M25 x 1.5	13 – 18	16	26.5	30/30	12	1.633.2500.50
M32 x 1.5	14 – 20	16	32	40/40	15	1.633.3200.51
M32 x 1.5	18 – 25	16	32	40/40	15	1.633.3200.50
M40 x 1.5	20 – 26	16	38.5	50/50	24	1.633.4000.51
M40 x 1.5	22 – 32	16	38.5	50/50	24	1.633.4000.50
NPT 3/8"	3 – 7	16	22	20/20	9	1.633.3800.71
NPT 3/8"	5 – 10	16	22	20/20	9	1.633.3800.70
NPT 1/2"	7 – 12	20	25	24/24	10	1.633.1200.71
NPT 1/2"	10 – 14	20	25	24/24	10	1.633.1200.70
NPT 3/4"	9 – 16	20.5	26.5	30/30	12	1.633.3400.71
NPT 3/4"	13 – 18	20.5	26.5	30/30	12	1.633.3400.70



to the assembly
instruction



EMC-Ex e CABLE GLANDS

Safe EMC protection plus explosion area approval: This is what EMC Ex e cable glands deliver. HUMMEL also offers a range of designs for particular requirements here, too. These include cable glands for high-temperature applications, designs for very easy fitting and also stainless steel versions.

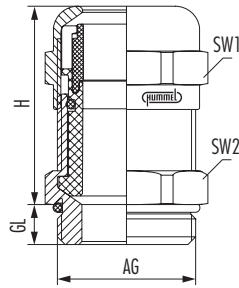
- // HSK-M-EMC-Ex: Cable glands with excellent shielding properties
- // HSK-M-EMC-D-Ex: Fast, easy fitting, combined with maximum EMC protection
- // HSK-M-EMC-PVDF-Ex: High-temperature cable glands with EMC connection and explosion protection
- // HSK-INOX-EMC-Ex: Stainless steel cable glands
- // HSK-MZ-EMC-Ex: Glands with a high level of tension-relief, EMC and explosion protection

HUMMEL has many years of experience in handling components for explosion-protection areas. This is why we have a sophisticated range of explosion area products in a range of materials and designs.



EMC-Ex e cable glands

HSK-M-EMC-D-Ex (metric, PG)



Material	Nickel-plated brass
Clamping insert	Metallized polyamide
Seal	NBR
Material o-ring	NBR
Protection class	IP 68 – 10 bar / IP 69 K
Ex-protection level	II 2G Ex eb IIC Gb / II 1D Ex ta IIIC Da
Temperature range	-20°C to +95°C / -60°C to +95°C

RoHS

EMV
EMC

// Elongated threads on request

AG	∅k mm	GL mm	H mm	SW1/SW2 mm	⊕ Nm	Item-No -20°C to +95°C	Item-No -60°C to +95°C
M16 x 1.5	5 – 10	6	29	20/20	11	1.636.1600.50	1.637.1600.50
M16 x 1.5	5 – 10	10	29	20/20	11	1.636.1600.30	1.637.1600.30
M20 x 1.5	10 – 14	6	31	24/24	13	1.636.2000.50	1.637.2000.50
M20 x 1.5	10 – 14	10	31	24/24	13	1.636.2000.30	1.637.2000.30
M25 x 1.5	13 – 18	7	38	30/30	15	1.636.2500.50	1.637.2500.50
M25 x 1.5	13 – 18	12	38	30/30	15	1.636.2500.30	1.637.2500.30
M32 x 1.5	18 – 25	8	43	40/40	17.5	1.636.3200.50	1.637.3200.50
M32 x 1.5	18 – 25	12	43	40/40	17.5	1.636.3200.30	1.637.3200.30
M40 x 1.5	24 – 32	8	51	50/50	25	1.636.4000.50	1.637.4000.50
M40 x 1.5	24 – 32	15	51	50/50	25	1.636.4000.30	1.637.4000.30
PG 11	5 – 10	6	29	20/20	11	1.636.1100.01	1.637.1100.01
PG 13.5	7 – 12	6.5	31	22/22	12	1.636.1300.01	1.637.1300.01
PG 16	10 – 14	6.5	32	24/24	13	1.636.1600.01	1.637.1600.01
PG 21	13 – 18	7	38	30/30	15	1.636.2100.01	1.637.2100.01
PG 29	18 – 25	8	43	40/40	17.5	1.636.2900.01	1.637.2900.01
PG 36	24 – 32	8	48	50/50	25	1.636.3600.01	1.637.3600.01

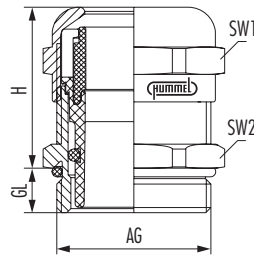


to the product video



to the assembly
instruction





Material	Nickel-plated brass
Clamping insert	Polyamide VO according to UL 94
Seal	NBR
Material o-ring	NBR
Protection class	IP 68 – 10 bar / IP 69 K
Ex-protection level	II 2G Ex eb IIC Gb / II 1D Ex ta IIIC Da
NEMA type rating	4 / 4X / 6
Temperature range	-60°C to +95°C / -20°C to +95°C

RoHS

EMV
EMC

// Elongated threads on request

AG	∅k mm	GL mm	H mm	SW1/SW2 mm	⊕ Nm	Item-No -20°C to +95°C	Item-No -60°C to +95°C
M12 x 1.5	2 – 5	6.5	19	14/14	4	1.616.1200.51	1.646.1200.51
M12 x 1.5	3 – 6.5	6.5	19	14/14	4	1.616.1200.50	1.646.1200.50
M16 x 1.5	3 – 7	6	22	20/20	5	1.616.1600.51	1.646.1600.51
M16 x 1.5	5 – 10	6	22	20/20	5	1.616.1600.50	1.646.1600.50
M20 x 1.5	7 – 12	6	23	24/24	10	1.616.2000.51	1.646.2000.51
M20 x 1.5	10 – 14	6	23	24/24	10	1.616.2000.50	1.646.2000.50
M25 x 1.5	10 – 16	7	24	30/30	12	1.616.2500.51	1.646.2500.51
M25 x 1.5	14 – 18	7	24	30/30	12	1.616.2500.50	1.646.2500.50
M32 x 1.5	13 – 20	8	31	40/40	15	1.616.3200.51	1.646.3200.51
M32 x 1.5	20 – 25	8	31	40/40	15	1.616.3200.50	1.646.3200.50
M40 x 1.5	20 – 26	8	37	50/50	15	1.616.4000.51	1.646.4000.51
M40 x 1.5	22 – 32	8	37	50/50	15	1.616.4000.50	1.646.4000.50
M50 x 1.5	25 – 31	9	37	57/57	24	1.616.5000.51	1.646.5000.51
M50 x 1.5	32 – 38	9	37	57/57	24	1.616.5000.50	1.646.5000.50
M63 x 1.5	29 – 35	10	38	64/68	30	1.616.6300.51	1.646.6300.51
M63 x 1.5	37 – 44	10	38	64/68	30	1.616.6300.50	1.646.6300.50



to the product video

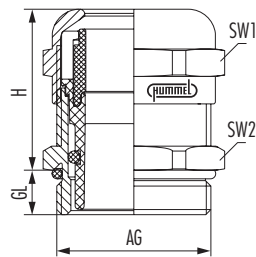


to the assembly
instruction



EMC-Ex e cable glands

HSK-M-EMC-Ex (PG)



Material	Nickel-plated brass
Clamping insert	Polyamide VO according to UL 94
Seal	NBR
Material o-ring	NBR
Protection class	IP 68 – 10 bar / IP 69 K
Ex-protection level	II 2G Ex eb IIC Gb / II 1D Ex ta IIIC Da
NEMA type rating	4 / 4X / 6
Temperature range	-20°C to +95°C / -60°C to +95°C

RoHS

EMV
EMC

// Elongated threads on request

AG	∅k mm	GL mm	H mm	SW1/SW2 mm	⊕ Nm	Item-No -20°C to +95°C	Item-No -60°C to +95°C
PG 7	2 – 5	5	19	14/14	4	1.616.0700.15	1.646.0700.15
PG 7	3 – 6.5	5	19	14/14	4	1.616.0700.01	1.646.0700.01
PG 9	2 – 6	6	21	17/17	6	1.616.0900.15	1.646.0900.15
PG 9	4 – 8	6	21	17/17	6	1.616.0900.01	1.646.0900.01
PG 11	3 – 7	6	22	20/20	5	1.616.1100.15	1.646.1100.15
PG 11	5 – 10	6	22	20/20	5	1.616.1100.01	1.646.1100.01
PG 13.5	5 – 9	6.5	24	22/22	8	1.616.1300.15	1.646.1300.15
PG 13.5	6 – 12	6.5	24	22/22	8	1.616.1300.01	1.646.1300.01
PG 16	7 – 12	6.5	23	24/24	10	1.616.1600.15	1.646.1600.15
PG 16	10 – 14	6.5	23	24/24	10	1.616.1600.01	1.646.1600.01
PG 21	10 – 16	7	24	30/30	12	1.616.2100.15	1.646.2100.15
PG 21	14 – 18	7	24	30/30	12	1.616.2100.01	1.646.2100.01
PG 29	13 – 20	8	29	40/40	15	1.616.2900.15	1.646.2900.15
PG 29	20 – 25	8	29	40/40	15	1.616.2900.01	1.646.2900.01
PG 36	20 – 26	8	35	50/50	15	1.616.3600.15	1.646.3600.15
PG 36	22 – 32	8	35	50/50	15	1.616.3600.01	1.646.3600.01
PG 42	25 – 31	9	37	57/57	24	1.616.4200.15	1.646.4200.15
PG 42	32 – 38	9	37	57/57	24	1.616.4200.01	1.646.4200.01
PG 48	29 – 35	10	38	64/64	30	1.616.4800.15	1.646.4800.15
PG 48	37 – 44	10	38	64/64	30	1.616.4800.01	1.646.4800.01

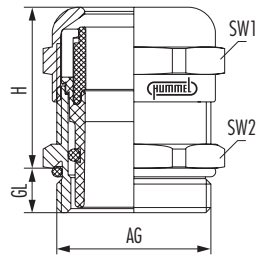


to the product video



to the assembly
instruction





Material	Nickel-plated brass
Clamping insert	Polyamide VO according to UL 94
Seal	NBR
Material o-ring	NBR
Protection class	IP 68 – 10 bar / IP 69 K
Ex-protection level	II 2G Ex eb IIC Gb / II 1D Ex ta IIIC Da
NEMA type rating	4 / 4X / 6
Temperature range	-20°C to +95°C / -60°C to +95°C

RoHS

EMV
EMC

// Elongated threads on request

AG	∅k mm	GL mm	H mm	SW1/SW2 mm	⊕ Nm	Item-No -20°C to +95°C	Item-No -60°C to +95°C
NPT 3/8"	2 – 6	15	21	17/19	6	1.616.3800.71	1.646.3800.71
NPT 3/8"	4 – 8	15	21	17/19	6	1.616.3800.70	1.646.3800.70
NPT 1/2"	5 – 9	13	24	22/24	8	1.616.1200.71	1.646.1200.71
NPT 1/2"	6 – 12	13	24	22/24	8	1.616.1200.70	1.646.1200.70
NPT 3/4"	10 – 16	13	25	30/30	12	1.616.3400.71	1.646.3400.71
NPT 3/4"	14 – 18	13	25	30/30	12	1.616.3400.70	1.646.3400.70



to the product video

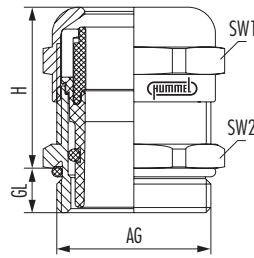


to the assembly
instruction



EMC-Ex e cable glands

HSK-M-EMC-PVDF-Ex (PG, NPT)




Material	Nickel-plated brass
Clamping insert	PVDF
Seal	FKM
Material o-ring	FKM
Protection class	IP 68 – 10 bar / IP 69 K
Ex-protection level	II 2G Ex eb IIC Gb / II 1D Ex ta IIIC Da
NEMA type rating	4 / 4X / 6
Temperature range	-20°C to +130°C

RoHS

EMV
EMC

// Elongated threads on request

AG	∅k mm	GL mm	H mm	SW1/SW2 mm	 Nm	Item-No
PG 7	2 – 5	5	19	14/14	4	1.666.0700.15
PG 7	3 – 6.5	5	19	14/14	4	1.666.0700.01
PG 9	2 – 6	6	21	17/17	6	1.666.0900.15
PG 9	4 – 8	6	21	17/17	6	1.666.0900.01
PG 11	3 – 7	6	22	20/20	5	1.666.1100.15
PG 11	5 – 10	6	22	20/20	5	1.666.1100.01
PG 13.5	5 – 9	6.5	24	22/22	8	1.666.1300.15
PG 13.5	6 – 12	6.5	24	22/22	8	1.666.1300.01
PG 16	7 – 12	6.5	23	24/24	10	1.666.1600.15
PG 16	10 – 14	6.5	23	24/24	10	1.666.1600.01
PG 21	10 – 16	7	24	30/30	12	1.666.2100.15
PG 21	14 – 18	7	24	30/30	12	1.666.2100.01
PG 29	13 – 20	8	29	40/40	15	1.666.2900.15
PG 29	20 – 25	8	29	40/40	15	1.666.2900.01
PG 36	20 – 26	8	35	50/50	15	1.666.3600.15
PG 36	22 – 32	8	35	50/50	15	1.666.3600.01
PG 42	25 – 31	8	35	50/50	24	1.666.4200.15
PG 42	32 – 38	8	35	50/50	24	1.666.4200.01
PG 48	29 – 35	8	35	50/50	30	1.666.4800.15
PG 48	37 – 44	8	35	50/50	30	1.666.4800.01
NPT 3/8"	2 – 6	15	21	17/19	6	1.666.3800.71
NPT 3/8"	4 – 8	15	21	17/19	6	1.666.3800.70
NPT 1/2"	5 – 9	13	24	22/24	8	1.666.1200.71
NPT 1/2"	6 – 12	13	24	22/24	8	1.666.1200.70
NPT 3/4"	10 – 16	13	25	30/30	12	1.666.3400.71
NPT 3/4"	14 – 18	13	25	30/30	12	1.666.3400.70

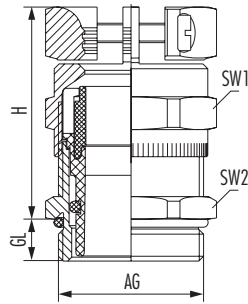


to the product video



to the assembly
instruction





Material	Nickel-plated brass
Clamping insert	Polyamide VO according to UL 94
Seal	NBR
Material o-ring	NBR
Protection class	IP 68 – 10 bar / IP 69 K
Ex-protection level	II 2G Ex eb IIC Gb / II 1D Ex ta IIIC Da
NEMA type rating	4 / 4X / 6
Temperature range	-20°C to +95°C / -60°C to +95°C

RoHS

EMV
EMC

// Elongated threads on request

AG	∅k mm	GL mm	H mm	SW1/SW2 mm	⊕ Nm	Item-No -20°C to +95°C	Item-No -60°C to +95°C
M12 x 1.5	3 – 6.5	6.5	26	14/14	4	1.617.1200.50	1.647.1200.50
M16 x 1.5	5 – 10	6	29	20/20	5	1.617.1600.50	1.647.1600.50
M20 x 1.5	10 – 14	6	32	24/24	10	1.617.2000.50	1.647.2000.50
M25 x 1.5	14 – 18	7	35	30/30	12	1.617.2500.50	1.647.2500.50
M32 x 1.5	20 – 25	8	41	40/40	15	1.617.3200.50	1.647.3200.50
M40 x 1.5	24 – 32	8	48	50/50	15	1.617.4000.50	1.647.4000.50
M50 x 1.5	28 – 31	9	51	57/57	24	1.617.5000.51	1.647.5000.51
M50 x 1.5	32 – 38	9	51	57/57	24	1.617.5000.50	1.647.5000.50
M63 x 1.5	32 – 35	10	52	68/68	30	1.617.6300.51	1.647.6300.51
M63 x 1.5	37 – 44	10	52	68/68	30	1.617.6300.50	1.647.6300.50
PG 7	3 – 6.5	5	26	14/14	4	1.617.0700.01	1.647.0700.01
PG 9	4 – 8	6	28	17/17	6	1.617.0900.01	1.647.0900.01
PG 11	5 – 10	6	29	20/20	5	1.617.1100.01	1.647.1100.01
PG 13.5	7 – 12	6.5	33	22/22	8	1.617.1300.01	1.647.1300.01
PG 16	10 – 14	6.5	32	24/24	10	1.617.1600.01	1.647.1600.01
PG 21	13 – 18	7	35	30/30	12	1.617.2100.01	1.647.2100.01
PG 29	20 – 25	8	41	40/40	15	1.617.2900.01	1.647.2900.01
PG 36	24 – 32	8	48	50/50	15	1.617.3600.01	1.647.3600.01
PG 42	28 – 31	9	51	57/57	24	1.617.4200.15	1.647.4200.15
PG 42	32 – 38	9	51	57/57	24	1.617.4200.01	1.647.4200.01
PG 48	32 – 35	10	51	64/64	30	1.617.4800.15	1.647.4800.15
PG 48	37 – 44	10	51	64/64	30	1.617.4800.01	1.647.4800.01
NPT 3/8"	4 – 8	15	27	17/19	6	1.617.3800.70	1.647.3800.70
NPT 1/2"	7 – 12	13	31	22/24	8	1.617.1200.70	1.647.1200.70
NPT 3/4"	13 – 18	13	36	30/30	12	1.617.3400.70	1.647.3400.70



to the product video

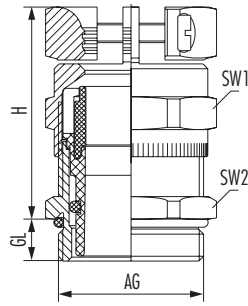


to the assembly
instruction



EMC-Ex e cable glands

HSK-MZ-EMC-PVDF-Ex (PG, NPT)




Material	Nickel-plated brass
Clamping insert	PVDF
Seal	FKM
Material o-ring	FKM
Protection class	IP 68 – 10 bar / IP 69 K
Ex-protection level	II 2G Ex eb IIC Gb / II 1D Ex ta IIIC Da
NEMA type rating	4 / 4X / 6
Temperature range	-20°C to +130°C

RoHS

EMV
EMC

// Elongated threads on request

AG	∅k mm	GL mm	H mm	SW1/SW2 mm	 Nm	Item-No
PG 7	3 – 6.5	5	26	14/14	4	1.667.0700.01
PG 9	4 – 8	6	28	17/17	6	1.667.0900.01
PG 11	5 – 10	6	29	20/20	5	1.667.1100.01
PG 13.5	7 – 12	6.5	33	22/22	8	1.667.1300.01
PG 16	10 – 14	6.5	32	24/24	10	1.667.1600.01
PG 21	13 – 18	7	35	30/30	12	1.667.2100.01
PG 29	20 – 25	8	41	40/40	15	1.667.2900.01
PG 36	24 – 32	8	48	50/50	15	1.667.3600.01
PG 42	28 – 31	9	51	57/57	24	1.667.4200.15
PG 42	32 – 38	9	51	57/57	24	1.667.4200.01
PG 48	32 – 35	10	51	64/64	24	1.667.4800.15
PG 48	37 – 44	10	51	64/64	30	1.667.4800.01
NPT 3/8"	4 – 8	15	27	17/19	6	1.667.3800.70
NPT 1/2"	7 – 12	13	31	22/24	8	1.667.1200.70
NPT 3/4"	13 – 18	13	36	30/30	12	1.667.3400.70

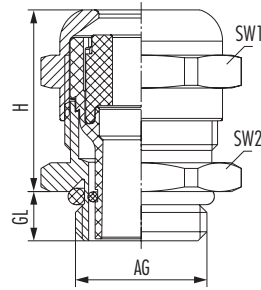


to the product video



to the assembly instruction





Material	INOX 1.4305
Clamping insert	Polyamide V0 according to UL 94
Seal	NBR
Material o-ring	NBR
Protection class	IP 68 – 10 bar / IP 69 K
Ex-protection level	II 2G Ex eb IIC Gb / II 1D Ex ta IIIC Da
NEMA type rating	4 / 4X / 6
Temperature range	-60°C to +95°C

RoHS

EMV
EMC

// Elongated threads on request

AG	∅k mm	GL mm	H mm	SW1/SW2 mm	 Nm	Item-No
M12 x 1.5	2 – 5	6.5	19	14/14	4	1.673.1200.51
M12 x 1.5	3 – 6.5	6.5	19	14/14	4	1.673.1200.50
M16 x 1.5	3 – 7	6	21	22/22	5	1.673.1600.51
M16 x 1.5	5 – 10	6	21	22/22	5	1.673.1600.50
M20 x 1.5	7 – 12	6	23	24/24	10	1.673.2000.51
M20 x 1.5	10 – 14	6	23	24/24	10	1.673.2000.50
M25 x 1.5	9 – 16	7	26	30/30	12	1.673.2500.51
M25 x 1.5	13 – 18	7	26	30/30	12	1.673.2500.50
M32 x 1.5	13 – 20	8	31	41/41	15	1.673.3200.51
M32 x 1.5	18 – 25	8	31	41/41	15	1.673.3200.50
M40 x 1.5	20 – 26	8	37	50/50	15	1.673.4000.51
M40 x 1.5	22 – 32	8	37	50/50	15	1.673.4000.50
PG 7	2 – 5	5	19	14/14	4	1.673.0700.15
PG 7	3 – 6.5	5	19	14/14	4	1.673.0700.01
PG 9	2 – 6	6	21	17/17	6	1.673.0900.15
PG 9	4 – 8	6	21	17/17	6	1.673.0900.01
PG 11	3 – 7	6	22	22/22	5	1.673.1100.15
PG 11	5 – 10	6	22	22/22	5	1.673.1100.01
PG 13.5	5 – 9	6.5	24	22/22	8	1.673.1300.15
PG 13.5	6 – 12	6.5	24	22/22	8	1.673.1300.01
PG 16	7 – 12	6.5	23	24/24	10	1.673.1600.15
PG 16	10 – 14	6.5	23	24/24	10	1.673.1600.01
PG 21	9 – 16	7	24	30/30	12	1.673.2100.15
PG 21	13 – 18	7	24	30/30	12	1.673.2100.01
PG 29	13 – 20	8	29	41/41	15	1.673.2900.15
PG 29	18 – 25	8	29	41/41	15	1.673.2900.01
PG 36	20 – 26	8	35	50/50	15	1.673.3600.15
PG 36	22 – 32	8	35	50/50	15	1.673.3600.01



to the product video



to the assembly instruction



HISTORY

70 years of HUMMEL: This is the story of the development of a small workshop of the post-war years into an internationally successful family-run company with technologies and products for the industry of today and tomorrow.

1948

Anton Hummel establishes the Anton Hummel metalworking factory in Altsimonswald in the Black Forest. Turned metal parts for everyday products are produced.

1951

Start of cable gland production. Experience acquired from the production of nuts and bolts is the basis for the development of cable glands – and it remains one of the most successful product segments of HUMMEL to this day.

1952

Move from Altsimonswald to Waldkirch. HUMMEL builds a hall-type building there to accommodate the production, warehouse and administration. At the same time, production of vent valves for radiators starts

1970

Start of plastics production in Waldkirch. Beforehand, parts of the metalworking were moved to Kenzingen-Nordweil. The rotatable vent valve is patented and millions are sold in the ensuing years.

1972

Helmut Hummel becomes managing director of Anton Hummel Metallwarenfabrik GmbH. The second generation takes on responsibility for the up-and-coming family business.

1994

HUMMEL builds a logistics centre for its electrical engineering division in Denzlingen. That is the starting signal for numerous other construction phases in the new location. At the same time, cable glands for the explosion-proof segment are launched on the market.

1999

Internationalisation begins with the formation of HUMMEL China. Branches in Italy, Brazil and Russia follow as well as sales offices in Sweden and England. Meanwhile the development of circular connectors begins at the headquarters.

2008

The company's headquarters is moved from Waldkirch to Denzlingen. Beforehand, a new administration building was erected, a fully-automatic high-bay storage was built and the production buildings were extended by house mouldmaking and injection casting.

2013

The company's headquarter is moved from Waldkirch to Denzlingen. Beforehand, a new administration building was erected, a fully-automatic high-bay storage was built and the production buildings were extended by house mouldmaking and injection casting.

2018

HUMMEL celebrates its 70-year company anniversary, records a new sales record of 71.5 million euros, has around 600 employees and is present worldwide with its branches, sales offices and a large partner network.

Ex ACCESSORIES

Cable glands for explosion protection areas also demand accessories specifically designed for those areas. HUMMEL has a wide range of accessories specially developed for this sector. These accessories meet all the requirements for Ex-areas and are backed up by all the necessary certification and approvals.

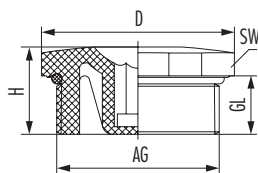
- // Accessories in plastic, brass and stainless steel
- // Plugs with explosion area approval
- // Reduction fittings in a wide range of different sizes

The accessories come in a range of materials, sizes and thread types.



Ex Accessories

Plug V-Ex (metric, PG)



Material	Polyamide, fiber reinforced
Material o-ring	NBR
Protection class	IP 68 – 10 bar / IP 69 K
Ex-protection level	II 1D Ex ta IIIC Da / II 2G Ex e IIC Gb
Temperature range	-20°C to +90°C
Colour	black
RAL	9005

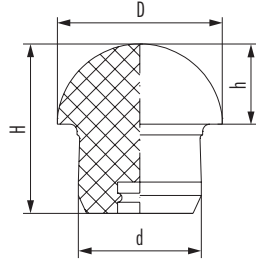
RoHS

AG	D mm	GL mm	H mm	SW mm	⊙	Item-No
M12 x 1.5	16.5	8.5	13	15	6	1.297.1201.50
M16 x 1.5	20.5	8.5	13	19	8	1.297.1601.50
M20 x 1.5	25.5	9	14.5	24	8	1.297.2001.50
M25 x 1.5	30.5	10.5	16	28	8	1.297.2501.50
M32 x 1.5	38	11.5	17.5	36	8	1.297.3201.50
M40 x 1.5	48	11.5	18	46	8	1.297.4001.50
M50 x 1.5	60	13.5	20	55	8	1.297.5001.50
M63 x 1.5	75	14.5	21	70	8	1.297.6301.50
PG 7	16.5	8.5	13	15	6	1.297.0701.11
PG 9	20.5	8.5	13	19	8	1.297.0901.11
PG 11	25.5	9	14.5	24	8	1.297.1101.11
PG 13.5	25.5	9	14.5	24	8	1.297.1301.11
PG 16	30.5	10.5	16	28	8	1.297.1601.11
PG 21	38	11.5	17.5	36	8	1.297.2101.11
PG 29	48	11.5	18	46	8	1.297.2901.11
PG 36	60	13.5	20	55	8	1.297.3601.11
PG 42	65	13.5	20	60	8	1.297.4201.11
PG 48	75	14.5	21	70	8	1.297.4801.11



to the assembly
instruction





Material	Elastomer
Ex-protection level	II 1D Ex ta IIIC Da / II 2G Ex e IIC Gb
Temperature range	-40°C to +95°C
Colour	black
RAL	9005

RoHS

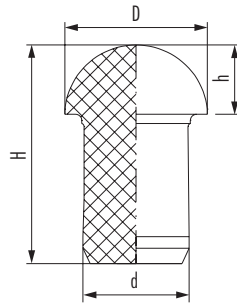
Suitable for AG	Suitable for AG 2	Suitable for AG 3	D mm	d mm	H mm	h mm	Item-No
PG 7	M12 x 1.5		8.5	6.3	11.5	4.5	1.296.0701.11
PG 9	M16 x 1.5	NPT 3/8"	11	7.8	13.5	5.5	1.296.0901.11
PG 11	M16 x 1.5		13.5	9.8	14.5	5.5	1.296.1101.11
PG 13.5	M20 x 1.5	NPT 1/2"	16	11.8	18	8	1.296.1301.11
PG 16	M20 x 1.5	NPT 1/2" / 16	18.5	13.8	19	9	1.296.1601.11
PG 21	M25 x 1.5	NPT 3/4"	22	17.8	22	11	1.296.2101.11
PG 29	M32 x 1.5	NPT 1" / NPT 1 1/4"	29	25	25	10	1.296.2901.11
PG 36	M40 x 1.5	NPT 1 1/2"	38	32	28	11	1.296.3601.11
PG 42	M50 x 1.5		43	38	30	12	1.296.4201.11
PG 48	M63 x 1.5		49	44	30	12	1.296.4801.11



to the assembly instruction



Plug HSK-V-Ex (MZ version)



Material	Elastomer
Ex-protection level	II 1D Ex ta IIIC Da / II 2G Ex e IIC Gb
Temperature range	-40°C to +95°C
Colour	black
RAL	9005

RoHS

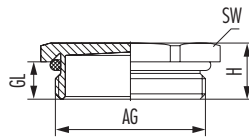
// This closure fits on all HSK screw fittings with additional strain relief (double bracket)

Suitable for AG	Suitable for AG 2	Suitable for AG 3	D mm	d mm	H mm	h mm	Item-No
PG 7	M12 x 1.5		8.5	6.3	18	4.5	1.296.0701.61
PG 9	M16 x 1.5	NPT 3/8"	11	7.8	20.5	5.5	1.296.0901.61
PG 11	M16 x 1.5		13.5	9.8	22	5.5	1.296.1101.61
PG 13.5	M20 x 1.5	NPT 1/2"	16	11.8	26.5	8	1.296.1301.61
PG 16	M20 x 1.5	NPT 1/2" / 16	18.5	13.8	28.8	9	1.296.1601.61
PG 21	M25 x 1.5	NPT 3/4"	22	17.8	32	11	1.296.2101.61
PG 29	M32 x 1.5	NPT 1" / NPT 1 1/4"	29	25	35.5	10	1.296.2901.61
PG 36	M40 x 1.5	NPT 1 1/2"	38	32	39	11	1.296.3601.61



to the assembly
instruction





Material	Nickel-plated brass
Material o-ring	NBR
Protection class	IP 68 – 10 bar / IP 69 K
Ex-protection level	II 1D Ex ta IIC Da / II 2G Ex e IIC Gb
Temperature range	-20°C to +95°C

RoHS

AG	GL mm	H mm	SW mm	Item-No
M12 x 1.5	6.5	9.5	14	1.197.1200.50
M16 x 1.5	6	9	19	1.197.1600.50
M20 x 1.5	6	9.5	22	1.197.2000.50
M25 x 1.5	7	10.5	30	1.197.2500.50
M32 x 1.5	8	12.5	41	1.197.3200.50
M40 x 1.5	8	13	46	1.197.4000.50
M50 x 1.5	9	15	55	1.197.5000.50
M63 x 1.5	10	16.5	70	1.197.6300.50
PG 7	5	8	14	1.197.0700.01
PG 9	6	9	17	1.197.0900.01
PG 11	6	9.5	20	1.197.1100.01
PG 13.5	6.5	10	22	1.197.1300.01
PG 16	6.5	10	24	1.197.1600.01
PG 21	7	10.5	30	1.197.2100.01
PG 29	8	12.5	41	1.197.2900.01
PG 36	8	13	50	1.197.3600.01
PG 42	9	15	58	1.197.4200.01
PG 48	10	16.5	65	1.197.4800.01

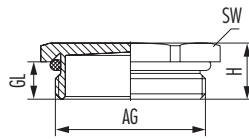


to the assembly instruction



Ex Accessories

Plug V-Ms-FKM-Ex (metric, PG)



Material	Nickel-plated brass
Material o-ring	FKM
Protection class	IP 68 – 10 bar / IP 69 K
Ex-protection level	II 1D Ex ta IIIC Da / II 2G Ex e IIC Gb
Temperature range	-20°C to +180°C

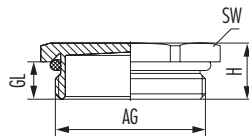
RoHS

AG	GL mm	H mm	SW mm	Item-No
M12 x 1.5	6.5	9.5	14	1.198.1200.50
M16 x 1.5	6	9	19	1.198.1600.50
M20 x 1.5	6	9.5	22	1.198.2000.50
M25 x 1.5	7	10.5	30	1.198.2500.50
M32 x 1.5	8	12.5	41	1.198.3200.50
M40 x 1.5	8	13	46	1.198.4000.50
M50 x 1.5	9	15	55	1.198.5000.50
M63 x 1.5	10	16.5	70	1.198.6300.50
PG 7	5	8	14	1.198.0700.01
PG 9	6	9	17	1.198.0900.01
PG 11	6	9.5	20	1.198.1100.01
PG 13.5	6.5	10	22	1.198.1300.01
PG 16	6.5	10	24	1.198.1600.01
PG 21	7	10.5	30	1.198.2100.01
PG 29	8	12.5	41	1.198.2900.01
PG 36	8	13	50	1.198.3600.01
PG 42	9	15	58	1.198.4200.01
PG 48	10	16.5	65	1.198.4800.01



to the assembly
instruction





Material	Nickel-plated brass
Material o-ring	VMQ (silicone)
Protection class	IP 68 – 10 bar / IP 69 K
Ex-protection level	II 1D Ex ta IIC Da / II 2G Ex e IIC Gb
Temperature range	-60°C to +180°C

RoHS

AG	GL mm	H mm	SW mm	Item-No
M12 x 1.5	6.5	9.5	14	1.199.1200.50
M16 x 1.5	6	9	19	1.199.1600.50
M20 x 1.5	6	9.5	22	1.199.2000.50
M25 x 1.5	7	10.5	30	1.199.2500.50
M32 x 1.5	8	12.5	41	1.199.3200.50
M40 x 1.5	8	13	46	1.199.4000.50
M50 x 1.5	9	15	55	1.199.5000.50
M63 x 1.5	10	16.5	70	1.199.6300.50
PG 7	5	8	14	1.199.0700.01
PG 9	6	9	17	1.199.0900.01
PG 11	6	9.5	20	1.199.1100.01
PG 13.5	6.5	10	22	1.199.1300.01
PG 16	6.5	10	24	1.199.1600.01
PG 21	7	10.5	30	1.199.2100.01
PG 29	8	12.5	41	1.199.2900.01
PG 36	8	13	50	1.199.3600.01
PG 42	9	15	58	1.199.4200.01
PG 48	10	16.5	65	1.199.4800.01

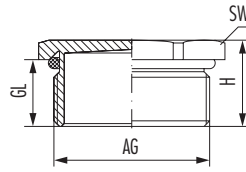


to the assembly
instruction



Ex Accessories

Plug V-Ms-Ex d (metric)



Material	Nickel-plated brass
Material o-ring	NBR
Protection class	IP 68 – 10 bar / IP 69 K
Ex-protection level	II 2G Ex db eb IIC Gb / II 1D Ex ta IIIC Da
Temperature range	-20°C to +95°C

RoHS

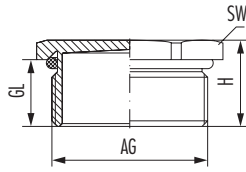
AG	GL mm	H mm	SW mm	Item-No
M12 x 1.5	16	21	14	1.875.1200.50
M16 x 1.5	16	20	19	1.875.1600.50
M20 x 1.5	16	19.5	22	1.875.2000.50
M25 x 1.5	16	19.5	30	1.875.2500.50
M32 x 1.5	16	20.5	41	1.875.3200.50
M40 x 1.5	16	21	46	1.875.4000.50
M50 x 1.5	16	22	55	1.875.5000.50
M63 x 1.5	16	22.5	70	1.875.6300.50



to the assembly
instruction



Plug V-Ms-FKM-Ex d (metric)



Material	Nickel-plated brass
Material o-ring	FKM
Protection class	IP 68 – 10 bar / IP 69 K
Ex-protection level	II 2G Ex db eb IIC Gb / II 1D Ex ta IIIC Da
Temperature range	-20°C to +180°C

RoHS

AG	GL mm	H mm	SW mm	Item-No
M12 x 1.5	16	21	14	1.876.1200.50
M16 x 1.5	16	20	19	1.876.1600.50
M20 x 1.5	16	19.5	22	1.876.2000.50
M25 x 1.5	16	19.5	30	1.876.2500.50
M32 x 1.5	16	20.5	41	1.876.3200.50
M40 x 1.5	16	21	46	1.876.4000.50
M50 x 1.5	16	22	55	1.876.5000.50
M63 x 1.5	16	22.5	70	1.876.6300.50

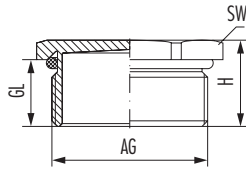


to the assembly instruction



Ex Accessories

Plug V-Ms-VMQ-Ex d (metric)



Material	Nickel-plated brass
Material o-ring	VMQ (silicone)
Protection class	IP 68 – 10 bar / IP 69 K
Ex-protection level	II 2G Ex db eb IIC Gb / II 1D Ex ta IIIC Da
Temperature range	-60°C to +180°C

RoHS

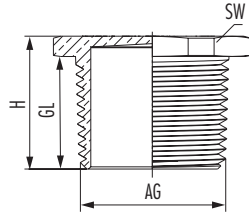
AG	GL mm	H mm	SW mm	Item-No
M12 x 1.5	16	21	14	1.877.1200.50
M16 x 1.5	16	20	19	1.877.1600.50
M20 x 1.5	16	19.5	22	1.877.2000.50
M25 x 1.5	16	19.5	30	1.877.2500.50
M32 x 1.5	16	20.5	41	1.877.3200.50
M40 x 1.5	16	21	46	1.877.4000.50
M50 x 1.5	16	22	55	1.877.5000.50
M63 x 1.5	16	22.5	70	1.877.6300.50



to the assembly
instruction



Plug V-Ms-Ex d (NPT)



Material	Nickel-plated brass
Protection class	IP 68 – 10 bar / IP 69 K
Ex-protection level	II 2G Ex db eb IIC Gb / II 1D Ex ta IIIC Da

RoHS

AG	GL mm	H mm	SW mm	Item-No
NPT 3/8"	16	20	16	1.877.3800.70
NPT 1/2"	20	23.5	24	1.877.1200.70
NPT 3/4"	20.5	24	30	1.877.3400.70
NPT 1"	25	29.5	41	1.877.1000.70
NPT 1 1/4"	26	31	46	1.877.5400.70
NPT 1 1/2"	26.5	32.5	55	1.877.6400.70

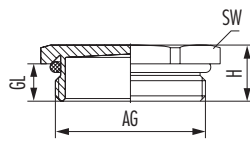


to the assembly instruction



Ex Accessories

Plug V-INOX-Ex (metric, PG)



Material	INOX 1.4305
Material o-ring	NBR
Protection class	IP 68 – 10 bar / IP 69 K
Ex-protection level	II 1D Ex ta IIC Da / II 2G Ex e IIC Gb
Temperature range	-20°C to +95°C

RoHS

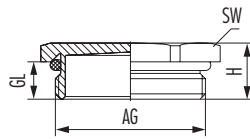
AG	GL mm	H mm	SW mm	Item-No
M12 x 1.5	6.5	9.5	14	1.192.1200.50
M16 x 1.5	6	9	19	1.192.1600.50
M20 x 1.5	6	9.5	22	1.192.2000.50
M25 x 1.5	7	10.5	30	1.192.2500.50
M32 x 1.5	8	12.5	41	1.192.3200.50
M40 x 1.5	8	13	46	1.192.4000.50
M50 x 1.5	9	15	55	1.192.5000.50
M63 x 1.5	10	16.5	70	1.192.6300.50
PG 7	5	8	14	1.192.0700.01
PG 9	6	9	17	1.192.0900.01
PG 11	6	9.5	20	1.192.1100.01
PG 13.5	6.5	10	22	1.192.1300.01
PG 16	6.5	10	24	1.192.1600.01
PG 21	7	10.5	30	1.192.2100.01
PG 29	8	12.5	41	1.192.2900.01
PG 36	8	13	50	1.192.3600.01
PG 42	9	15	58	1.192.4200.01
PG 48	10	16.5	65	1.192.4800.01



to the assembly
instruction



Plug V-INOX-FKM-Ex (metric, PG)



Material	INOX 1.4305
Material o-ring	FKM
Protection class	IP 68 – 10 bar / IP 69 K
Ex-protection level	II 1D Ex ta IIC Da / II 2G Ex e IIC Gb
Temperature range	-20°C to +180°C

RoHS

AG	GL mm	H mm	SW mm	Item-No
M12 x 1.5	6.5	9.5	14	1.193.1200.50
M16 x 1.5	6	9	19	1.193.1600.50
M20 x 1.5	6	9.5	22	1.193.2000.50
M25 x 1.5	7	10.5	30	1.193.2500.50
M32 x 1.5	8	12.5	41	1.193.3200.50
M40 x 1.5	8	13	46	1.193.4000.50
M50 x 1.5	9	15	55	1.193.5000.50
M63 x 1.5	10	16.5	70	1.193.6300.50
PG 7	5	8	14	1.193.0700.01
PG 9	6	9	17	1.193.0900.01
PG 11	6	9.5	20	1.193.1100.01
PG 13.5	6.5	10	22	1.193.1300.01
PG 16	6.5	10	24	1.193.1600.01
PG 21	7	10.5	30	1.193.2100.01
PG 29	8	12.5	41	1.193.2900.01
PG 36	8	13	50	1.193.3600.01
PG 42	9	15	55	1.193.4200.01
PG 48	10	16.5	65	1.193.4800.01

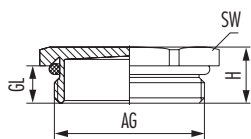


to the assembly instruction



Ex Accessories

Plug V-INOX-VMQ-Ex (metric, PG)



Material	INOX 1.4305
Material o-ring	VMQ (silicone)
Protection class	IP 68 – 10 bar / IP 69 K
Ex-protection level	II 1D Ex ta IIC Da / II 2G Ex e IIC Gb
Temperature range	-60°C to +180°C

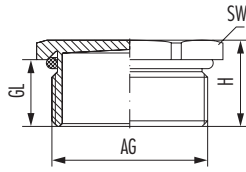
RoHS

AG	GL mm	H mm	SW mm	Item-No
M12 x 1.5	6.5	9.5	14	1.194.1200.50
M16 x 1.5	6	9	19	1.194.1600.50
M20 x 1.5	6	9.5	22	1.194.2000.50
M25 x 1.5	7	10.5	30	1.194.2500.50
M32 x 1.5	8	12.5	41	1.194.3200.50
M40 x 1.5	8	13	46	1.194.4000.50
M50 x 1.5	9	15	55	1.194.5000.50
M63 x 1.5	10	16.5	70	1.194.6300.50
PG 7	5	8	14	1.194.0700.01
PG 9	6	9	17	1.194.0900.01
PG 11	6	9.5	20	1.194.1100.01
PG 13.5	6.5	10	22	1.194.1300.01
PG 16	6.5	10	24	1.194.1600.01
PG 21	7	10.5	30	1.194.2100.01
PG 29	8	12.5	41	1.194.2900.01
PG 36	8	13	50	1.194.3600.01
PG 42	9	15	58	1.194.4200.01
PG 48	10	16.5	65	1.194.4800.01



to the assembly
instruction





Material	INOX 1.4404
Material o-ring	NBR
Protection class	IP 68 – 10 bar / IP 69 K
Ex-protection level	II 2G Ex db eb IIC Gb / II 1D Ex ta IIIC Da
Temperature range	-20°C to +95°C

RoHS

AG	GL mm	H mm	SW mm	Item-No
M12 x 1.5	16	19	14	1.895.1200.50
M16 x 1.5	16	19	19	1.895.1600.50
M20 x 1.5	16	19.5	22	1.895.2000.50
M25 x 1.5	16	19.5	30	1.895.2500.50
M32 x 1.5	16	20.5	41	1.895.3200.50
M40 x 1.5	16	21	46	1.895.4000.50
M50 x 1.5	16	22	55	1.895.5000.50
M63 x 1.5	16	22.5	70	1.895.6300.50

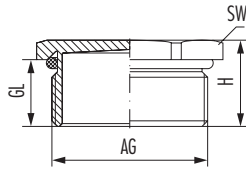


to the assembly instruction



Ex Accessories

Plug V-INOX-FKM-Ex d (metric)



Material	INOX 1.4404
Material o-ring	FKM
Protection class	IP 68 – 10 bar / IP 69 K
Ex-protection level	II 2G Ex db eb IIC Gb / II 1D Ex ta IIIC Da
Temperature range	-20°C to +180°C

RoHS

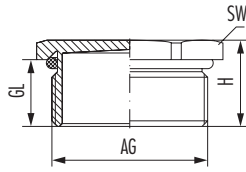
AG	GL mm	H mm	SW mm	Item-No
M12 x 1.5	16	19	14	1.896.1200.50
M16 x 1.5	16	19	19	1.896.1600.50
M20 x 1.5	16	19.5	22	1.896.2000.50
M25 x 1.5	16	19.5	30	1.896.2500.50
M32 x 1.5	16	20.5	41	1.896.3200.50
M40 x 1.5	16	21	46	1.896.4000.50
M50 x 1.5	16	22	55	1.896.5000.50
M63 x 1.5	16	22.5	70	1.896.6300.50



to the assembly
instruction



Plug V-INOX-VMQ-Ex d (metric)



Material	INOX 1.4404
Material o-ring	VMQ (silicone)
Protection class	IP 68 – 10 bar / IP 69 K
Ex-protection level	II 2G Ex db eb IIC Gb / II 1D Ex ta IIIC Da
Temperature range	-60°C to +180°C

RoHS

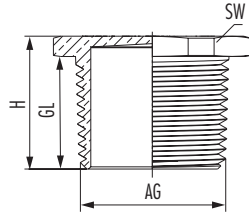
AG	GL mm	H mm	SW mm	Item-No
M12 x 1.5	16	19	14	1.897.1200.50
M16 x 1.5	16	19	19	1.897.1600.50
M20 x 1.5	16	19.5	22	1.897.2000.50
M25 x 1.5	16	19.5	30	1.897.2500.50
M32 x 1.5	16	20.5	41	1.897.3200.50
M40 x 1.5	16	21	46	1.897.4000.50
M50 x 1.5	16	22	55	1.897.5000.50
M63 x 1.5	16	22.5	70	1.897.6300.50



to the assembly instruction



Plug V-INOX-Ex d (NPT)



Material	INOX 1.4404
Protection class	IP 68 – 10 bar / IP 69 K
Ex-protection level	II 2G Ex db eb IIC Gb / II 1D Ex ta IIIC Da

RoHS

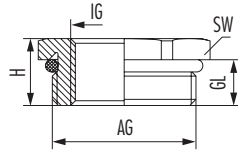
AG	GL mm	H mm	SW mm	Item-No
NPT 3/8"	16	20	16	1.897.3800.70
NPT 1/2"	20	23.5	24	1.897.1200.70
NPT 3/4"	20.5	24	30	1.897.3400.70
NPT 1"	25	29.5	41	1.897.1000.70
NPT 1 1/4"	26	31	46	1.897.5400.70
NPT 1 1/2"	26.5	32.5	55	1.897.6400.70



to the assembly
instruction



Adapter RSD-MS-Ex (metric, PG)



Material	Nickel-plated brass
Material o-ring	NBR
Protection class	IP 68 – 10 bar / IP 69 K
Ex-protection level	II 2G Ex eb IIC Gb / II 1D Ex ta IIIC Da
Temperature range	-20°C to +95°C

RoHS

AG	IG	GL mm	H mm	SW mm	Item-No
M16 x 1.5	M12 x 1.5	5	8	17	1.078.1612.50
M20 x 1.5	M12 x 1.5	6	9	22	1.078.2012.50
M20 x 1.5	M16 x 1.5	6	9	22	1.078.2016.50
M25 x 1.5	M16 x 1.5	7	10	29	1.078.2516.50
M25 x 1.5	M20 x 1.5	7	10	29	1.078.2520.50
M32 x 1.5	M16 x 1.5	8	11	34	1.078.3216.50
M32 x 1.5	M20 x 1.5	8	11	34	1.078.3220.50
M32 x 1.5	M25 x 1.5	8	11	34	1.078.3225.50
M40 x 1.5	M20 x 1.5	8	12	43	1.078.4020.50
M40 x 1.5	M25 x 1.5	8	12	43	1.078.4025.50
M40 x 1.5	M32 x 1.5	8	12	43	1.078.4032.50
M50 x 1.5	M25 x 1.5	9	13	55	1.078.5025.50
M50 x 1.5	M32 x 1.5	9	13	55	1.078.5032.50
M50 x 1.5	M40 x 1.5	9	13	55	1.078.5040.50
M63 x 1.5	M32 x 1.5	10	14	65	1.078.6332.50
M63 x 1.5	M40 x 1.5	10	14	65	1.078.6340.50
M63 x 1.5	M50 x 1.5	10	14	65	1.078.6350.50
PG 9	PG 7	6	8.8	17	1.078.0907.01
PG 11	PG 7	6	9	20	1.078.1107.01
PG 11	PG 9	6	9	20	1.078.1109.01
PG 13.5	PG 9	6.5	9.5	22	1.078.1309.01
PG 16	PG 9	6.5	9.5	24	1.078.1609.01
PG 16	PG 11	6.5	9.5	24	1.078.1611.01
PG 16	PG 13.5	6.5	9.5	24	1.078.1613.01
PG 21	PG 11	7	10.3	30	1.078.2111.01
PG 21	PG 13.5	7	10.3	30	1.078.2113.01
PG 21	PG 16	7	10.3	30	1.078.2116.01
PG 29	PG 16	8	11.5	40	1.078.2916.01
PG 29	PG 21	8	11.5	40	1.078.2921.01
PG 36	PG 21	9	12.5	50	1.078.3621.01
PG 36	PG 29	9	12.5	50	1.078.3629.01
PG 42	PG 29	10	13.5	57	1.078.4229.01
PG 42	PG 36	10	13.5	57	1.078.4236.01
PG 48	PG 36	10	13.5	64	1.078.4836.01
PG 48	PG 42	10	13.5	64	1.078.4842.01

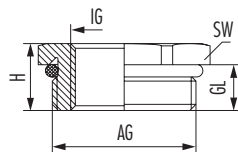


to the assembly instruction



Ex Accessories

Adapter RSD-MS-VMQ-Ex (metric, PG)



Material	Nickel-plated brass
Material o-ring	VMQ (silicone)
Protection class	IP 68 – 10 bar / IP 69 K
Ex-protection level	II 2G Ex eb IIC Gb / II 1D Ex ta IIIC Da
Temperature range	-60°C to +180°C

RoHS

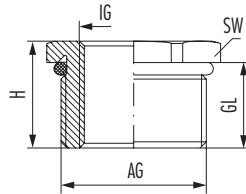
AG	IG	GL mm	H mm	SW mm	Item-No
M16 x 1.5	M12 x 1.5	5	8	17	1.079.1612.50
M20 x 1.5	M12 x 1.5	6	9	22	1.079.2012.50
M20 x 1.5	M16 x 1.5	6	9	22	1.079.2016.50
M25 x 1.5	M16 x 1.5	7	10	29	1.079.2516.50
M25 x 1.5	M20 x 1.5	7	10	29	1.079.2520.50
M32 x 1.5	M16 x 1.5	8	11	34	1.079.3216.50
M32 x 1.5	M20 x 1.5	8	11	34	1.079.3220.50
M32 x 1.5	M25 x 1.5	8	11	34	1.079.3225.50
M40 x 1.5	M20 x 1.5	8	12	43	1.079.4020.50
M40 x 1.5	M25 x 1.5	8	12	43	1.079.4025.50
M40 x 1.5	M32 x 1.5	8	12	43	1.079.4032.50
M50 x 1.5	M25 x 1.5	9	13	55	1.079.5025.50
M50 x 1.5	M32 x 1.5	9	13	55	1.079.5032.50
M50 x 1.5	M40 x 1.5	9	13	55	1.079.5040.50
M63 x 1.5	M32 x 1.5	10	14	65	1.079.6332.50
M63 x 1.5	M40 x 1.5	10	14	65	1.079.6340.50
M63 x 1.5	M50 x 1.5	10	14	65	1.079.6350.50
PG 9	PG 7	6	8.8	17	1.079.0907.01
PG 11	PG 7	6	9	20	1.079.1107.01
PG 11	PG 9	6	9	20	1.079.1109.01
PG 13.5	PG 9	6.5	9.5	22	1.079.1309.01
PG 16	PG 9	6.5	9.5	24	1.079.1609.01
PG 16	PG 11	6.5	9.5	24	1.079.1611.01
PG 16	PG 13.5	6.5	9.5	24	1.079.1613.01
PG 21	PG 11	7	10.3	30	1.079.2111.01
PG 21	PG 13.5	7	10.3	30	1.079.2113.01
PG 21	PG 16	7	10.3	30	1.079.2116.01
PG 29	PG 16	8	11.5	40	1.079.2916.01
PG 29	PG 21	8	11.5	40	1.079.2921.01
PG 36	PG 21	9	12.5	50	1.079.3621.01
PG 36	PG 29	9	12.5	50	1.079.3629.01
PG 42	PG 29	10	13.5	57	1.079.4229.01
PG 42	PG 36	10	13.5	57	1.079.4236.01
PG 48	PG 36	10	13.5	64	1.079.4836.01
PG 48	PG 42	10	13.5	64	1.079.4842.01



to the assembly
instruction



Adapter RSD-MS-Ex d (metric)



Material	Nickel-plated brass
Material o-ring	NBR
Protection class	IP 68 – 10 bar / IP 69 K
Ex-protection level	II 2G Ex db eb IIC Gb / II 1D Ex ta IIIC Da
Temperature range	-20°C to +95°C

RoHS

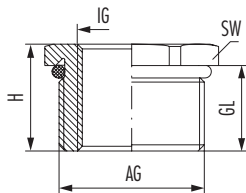
AG	IG	GL mm	H mm	SW mm	Item-No
M16 x 1.5	M12 x 1.5	16	19	19	1.878.1612.50
M20 x 1.5	M12 x 1.5	16	19.5	22	1.878.2012.50
M20 x 1.5	M16 x 1.5	16	19.5	22	1.878.2016.50
M25 x 1.5	M16 x 1.5	16	19.5	30	1.878.2516.50
M25 x 1.5	M20 x 1.5	16	19.5	30	1.878.2520.50
M32 x 1.5	M16 x 1.5	16	20.5	41	1.878.3216.50
M32 x 1.5	M20 x 1.5	16	20.5	41	1.878.3220.50
M32 x 1.5	M25 x 1.5	16	20.5	41	1.878.3225.50
M40 x 1.5	M20 x 1.5	16	21	46	1.878.4020.50
M40 x 1.5	M25 x 1.5	16	21	46	1.878.4025.50
M40 x 1.5	M32 x 1.5	16	21	46	1.878.4032.50
M50 x 1.5	M25 x 1.5	16	21	55	1.878.5025.50
M50 x 1.5	M32 x 1.5	16	21	55	1.878.5032.50



to the assembly instruction



Adapter RSD-MS-VMQ-Ex d (metric)



Material	Nickel-plated brass
Material o-ring	VMQ (silicone)
Protection class	IP 68 – 10 bar / IP 69 K
Ex-protection level	II 2G Ex db eb IIC Gb / II 1D Ex ta IIIC Da
Temperature range	-60°C to +180°C

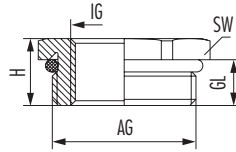
RoHS

AG	IG	GL mm	H mm	SW mm	Item-No
M16 x 1.5	M12 x 1.5	16	19	19	1.879.1612.50
M20 x 1.5	M12 x 1.5	16	19.5	22	1.879.2012.50
M20 x 1.5	M16 x 1.5	16	19.5	22	1.879.2016.50
M25 x 1.5	M16 x 1.5	16	19.5	30	1.879.2516.50
M25 x 1.5	M20 x 1.5	16	19.5	30	1.879.2520.50
M32 x 1.5	M16 x 1.5	16	20.5	41	1.879.3216.50
M32 x 1.5	M20 x 1.5	16	20.5	41	1.879.3220.50
M32 x 1.5	M25 x 1.5	16	20.5	41	1.879.3225.50
M40 x 1.5	M20 x 1.5	16	21	46	1.879.4020.50
M40 x 1.5	M25 x 1.5	16	21	46	1.879.4025.50
M40 x 1.5	M32 x 1.5	16	21	46	1.879.4032.50
M50 x 1.5	M25 x 1.5	16	21	55	1.879.5025.50
M50 x 1.5	M32 x 1.5	16	21	55	1.879.5032.50



to the assembly
instruction





Material	INOX 1.4305
Material o-ring	NBR
Protection class	IP 68 – 10 bar / IP 69 K
Ex-protection level	II 1D Ex ta IIIC Da / II 2G Ex e IIC Gb
Temperature range	-20°C to +95°C

RoHS

AG	IG	GL mm	H mm	SW mm	Item-No
M16 x 1.5	M12 x 1.5	5	15	19	1.098.1612.50
M20 x 1.5	M12 x 1.5	6	15.5	22	1.098.2012.50
M20 x 1.5	M16 x 1.5	6	15.5	22	1.098.2016.50
M25 x 1.5	M16 x 1.5	7	15.5	30	1.098.2516.50
M25 x 1.5	M20 x 1.5	7	15.5	30	1.098.2520.50
M32 x 1.5	M16 x 1.5	8	16.5	41	1.098.3216.50
M32 x 1.5	M20 x 1.5	8	12.5	41	1.098.3220.50
M32 x 1.5	M25 x 1.5	8	12.5	41	1.098.3225.50
M40 x 1.5	M20 x 1.5	8	17	46	1.098.4020.50
M40 x 1.5	M25 x 1.5	8	17	46	1.098.4025.50
M40 x 1.5	M32 x 1.5	8	17	46	1.098.4032.50
M50 x 1.5	M25 x 1.5	9	13.5	55	1.098.5025.50
M50 x 1.5	M32 x 1.5	9	13.5	55	1.098.5032.50
M50 x 1.5	M40 x 1.5	9	13.5	55	1.098.5040.50
M63 x 1.5	M32 x 1.5	10	16.5	65	1.098.6332.50
M63 x 1.5	M40 x 1.5	10	16.5	65	1.098.6340.50
M63 x 1.5	M50 x 1.5	10	16.5	65	1.098.6350.50
PG 9	PG 7	6	8.8	17	1.098.0907.01
PG 11	PG 7	6	9	20	1.098.1107.01
PG 11	PG 9	6	9	20	1.098.1109.01
PG 13.5	PG 9	6.5	9.5	22	1.098.1309.01
PG 13.5	PG 11	6.5	9.5	22	1.098.1311.01
PG 16	PG 9	6.5	9.5	24	1.098.1609.01
PG 16	PG 11	6.5	9.5	24	1.098.1611.01
PG 16	PG 13.5	6.5	9.5	24	1.098.1613.01
PG 21	PG 11	7	10.3	30	1.098.2111.01
PG 21	PG 13.5	7	10.3	30	1.098.2113.01
PG 21	PG 16	7	10.3	30	1.098.2116.01
PG 29	PG 16	8	11.5	40	1.098.2916.01
PG 29	PG 21	8	11.5	40	1.098.2921.01
PG 36	PG 21	9	12.5	50	1.098.3621.01
PG 36	PG 29	9	12.5	50	1.098.3629.01
PG 42	PG 29	10	13.5	57	1.098.4229.01
PG 42	PG 36	10	13.5	57	1.098.4236.01
PG 48	PG 36	10	13.5	64	1.098.4836.01
PG 48	PG 42	10	13.5	64	1.098.4842.01

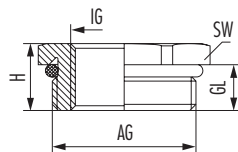


to the assembly
instruction



Ex Accessories

Plug RSD-INOX-VMQ-Ex (metric, PG)



Material	INOX 1.4305
Material o-ring	VMQ (silicone)
Protection class	IP 68 – 10 bar / IP 69 K
Ex-protection level	II 1D Ex ta IIIC Da / II 2G Ex e IIC Gb
Temperature range	-60°C to +180°C

RoHS

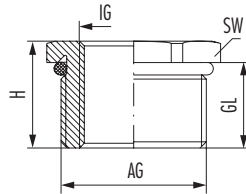
AG	IG	GL mm	H mm	SW mm	Item-No
M16 x 1.5	M12 x 1.5	5	9	19	1.099.1612.50
M20 x 1.5	M12 x 1.5	6	9.5	22	1.099.2012.50
M20 x 1.5	M16 x 1.5	6	9.5	22	1.099.2016.50
M25 x 1.5	M16 x 1.5	7	10.5	30	1.099.2516.50
M25 x 1.5	M20 x 1.5	7	10.5	30	1.099.2520.50
M32 x 1.5	M16 x 1.5	8	12.5	41	1.099.3216.50
M32 x 1.5	M20 x 1.5	8	12.5	41	1.099.3220.50
M32 x 1.5	M25 x 1.5	8	12.5	41	1.099.3225.50
M40 x 1.5	M20 x 1.5	8	13	46	1.099.4020.50
M40 x 1.5	M25 x 1.5	8	13	46	1.099.4025.50
M40 x 1.5	M32 x 1.5	8	13	46	1.099.4032.50
M50 x 1.5	M25 x 1.5	9	13.5	55	1.099.5025.50
M50 x 1.5	M32 x 1.5	9	13.5	55	1.099.5032.50
M50 x 1.5	M40 x 1.5	9	13.5	55	1.099.5040.50
M63 x 1.5	M32 x 1.5	10	16.5	65	1.099.6332.50
M63 x 1.5	M40 x 1.5	10	16.5	65	1.099.6340.50
M63 x 1.5	M50 x 1.5	10	16.5	65	1.099.6350.50
PG 9	PG 7	6	8.8	17	1.099.0907.01
PG 11	PG 7	6	9	20	1.099.1107.01
PG 11	PG 9	6	9	20	1.099.1109.01
PG 13.5	PG 9	6.5	9.5	22	1.099.1309.01
PG 13.5	PG 11	6.5	9.5	22	1.099.1311.01
PG 16	PG 9	6.5	9.5	24	1.099.1609.01
PG 16	PG 11	6.5	9.5	24	1.099.1611.01
PG 16	PG 13.5	6.5	9.5	24	1.099.1613.01
PG 21	PG 11	7	10.3	30	1.099.2111.01
PG 21	PG 13.5	7	10.3	30	1.099.2113.01
PG 21	PG 16	7	10.3	30	1.099.2116.01
PG 29	PG 16	8	11.5	40	1.099.2916.01
PG 29	PG 21	8	11.5	40	1.099.2921.01
PG 36	PG 21	9	12.5	50	1.099.3621.01
PG 36	PG 29	9	12.5	50	1.099.3629.01
PG 42	PG 29	10	13.5	57	1.099.4229.01
PG 42	PG 36	10	13.5	57	1.099.4236.01
PG 48	PG 36	10	13.5	64	1.099.4836.01
PG 48	PG 42	10	13.5	64	1.099.4842.01



to the assembly
instruction



Adapter RSD-INOX-Ex d (metric)



Material	INOX 1.4404
Material o-ring	NBR
Protection class	IP 68 – 10 bar / IP 69 K
Ex-protection level	II 2G Ex db eb IIC Gb / II 1D Ex ta IIIC Da
Temperature range	-20°C to +95°C

RoHS

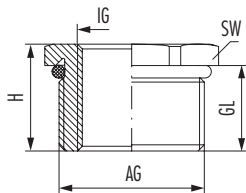
AG	IG	GL mm	H mm	SW mm	Item-No
M16 x 1.5	M12 x 1.5	16	19	19	1.898.1612.50
M20 x 1.5	M12 x 1.5	16	19.5	22	1.898.2012.50
M20 x 1.5	M16 x 1.5	16	19.5	22	1.898.2016.50
M25 x 1.5	M16 x 1.5	16	19.5	30	1.898.2516.50
M25 x 1.5	M20 x 1.5	16	19.5	30	1.898.2520.50
M32 x 1.5	M16 x 1.5	16	20.5	41	1.898.3216.50
M32 x 1.5	M20 x 1.5	16	20.5	41	1.898.3220.50
M32 x 1.5	M25 x 1.5	16	20.5	41	1.898.3225.50
M40 x 1.5	M20 x 1.5	16	21	46	1.898.4020.50
M40 x 1.5	M25 x 1.5	16	21	46	1.898.4025.50
M40 x 1.5	M32 x 1.5	16	21	46	1.898.4032.50



to the assembly instruction



Adapter RSD-INOX-VMQ-Ex d (metric)



Material	INOX 1.4404
Material o-ring	VMQ (silicone)
Protection class	IP 68 – 10 bar / IP 69 K
Ex-protection level	II 2G Ex db eb IIC Gb / II 1D Ex ta IIIC Da
Temperature range	-60°C to +180°C

RoHS

AG	IG	GL mm	H mm	SW mm	Item-No
M16 x 1.5	M12 x 1.5	16	19	19	1.899.1612.50
M20 x 1.5	M12 x 1.5	16	19.5	22	1.899.2012.50
M20 x 1.5	M16 x 1.5	16	19.5	22	1.899.2016.50
M25 x 1.5	M16 x 1.5	16	19.5	30	1.899.2516.50
M25 x 1.5	M20 x 1.5	16	19.5	30	1.899.2520.50
M32 x 1.5	M16 x 1.5	16	20.5	41	1.899.3216.50
M32 x 1.5	M20 x 1.5	16	20.5	41	1.899.3220.50
M32 x 1.5	M25 x 1.5	16	20.5	41	1.899.3225.50
M40 x 1.5	M20 x 1.5	16	21	46	1.899.4020.50
M40 x 1.5	M25 x 1.5	16	21	46	1.899.4025.50
M40 x 1.5	M32 x 1.5	16	21	46	1.899.4032.50




to the assembly
instruction



EXIOS CABLE GLANDS FOR „HAZARDOUS AREAS“

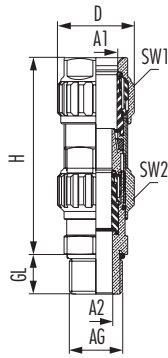
Cable glands for all popular threads, used in electrical equipment and hazardous areas in Group I, II and III applications. The Ex d, Ex e and / or Ex ta certified cable glands have been designed for all explosion proof areas which are in need of high standards, reliability, strain relief and water proof requirements, e.g. marine, offshore, gas conveying machinery, refineries and chemical industry.

- // High-end cable gland with extra strain relief and zero torsion or armour and wires. For armoured cables in hazardous areas including the latest IECEx and ATEX certifications, for the use in Ex e, Ex d and Ex ta areas
- // High-end cable gland for armoured cables in hazardous areas uses a barrier compound sealing including the latest IECEx and ATEX certifications, for the use in Ex e, Ex d and Ex ta areas
- // For non-armoured cables for the use in Ex e and Ex d areas



EXIOS cable glands for "Hazardous Areas"

EXIOS Standard brass (metric, NPT)



Material	Brass
Clamping insert	Polyamide 6
Seal	VMQ (silicone)
Material o-ring	VMQ (silicone)
Armour	Metallic armour or screen
Protection class	IP 68 – 5 bar / IP 67 / IP 66
Ex-protection level	II 1D Ex ta IIIC Da / Class I Div 2 Groups A,B,C,D / Class II Div 1 Groups E,F,G
Temperature range	-60°C to +105°C

RoHS

AG	Size	D mm	A1 mm	A2 mm	H mm	GL mm	SW1/SW2 mm	⊕ Nm	K1 mm	K2 mm	K3 mm	Item-No
M16 x 1.5	20-1	27	6 – 12	3 – 8.1	69.5	16	22/22	8	0 – 0.7	0.7 – 1.25		1.605.1600.50
M20 x 1.5	20-1	27	6 – 12	3 – 8.1	69.5	16	22/22	8	0 – 0.7	0.7 – 1.25		1.605.2000.50
M20 x 1.5	20-2	29	9 – 16	6 – 12	74.3	16	24/24	8	0 – 0.7	0.7 – 1.25		1.605.2000.51
M20 x 1.5	20-3	35	12.5 – 20.5	9 – 14	80.5	16	30/30	12	0 – 0.7	0.7 – 1.4		1.605.2000.52
M25 x 1.5	20-3	35	12.5 – 20.5	9 – 14	80.5	16	30/30	12	0 – 0.7	0.7 – 1.4		1.605.2500.51
M25 x 1.5	25	42	16.9 – 26	12.5 – 20.5	91	16	36/36	18	0 – 0.7	0.9 – 1.6	0.7 – 1.4	1.605.2500.50
M32 x 1.5	32	52	22 – 33	16.9 – 26	96	16	46/46	30	0 – 0.7	1.3 – 2	0.7 – 1.4	1.605.3200.50
M40 x 1.5	40	64	28 – 41	22 – 33	107	16	55/55	50	0 – 0.7	1.3 – 2	0.7 – 1.4	1.605.4000.50
M50 x 1.5	50	73	36 – 52.6	28.9 – 44.4	131.5	16	65/65	60	0 – 1	1.5 – 2.5	1 – 2	1.605.5000.50
M63 x 1.5	63	90	46 – 65.3	39.9 – 56.3	144.5	16	80/80	65	0 – 1	1.5 – 2.5	1 – 2	1.605.6300.50
M75 x 1.5	75	107	57 – 78	50.5 – 68.2	154	16	95/95	135	0 – 1	1.5 – 2.5	1 – 2	1.605.7500.50
NPT 3/8"	20-1	27	6 – 12	3 – 8.1	69.5	16	22/22	8	0 – 0.7	0.7 – 1.25		1.605.3800.70
NPT 1/2"	20-2	29	9 – 16	6 – 12	74.3	20	24/24	8	0 – 0.7	0.7 – 1.25		1.605.1200.70
NPT 1/2"	20-3	35	12.5 – 20.5	9 – 14	80.5	20	30/30	12	0 – 0.7	0.7 – 1.4		1.605.1200.71
NPT 3/4"	25	42	16.9 – 26	12.5 – 20.5	91	20.5	36/36	18	0 – 0.7	0.9 – 1.6	0.7 – 1.4	1.605.3400.70
NPT 1"	32	52	22 – 33	16.9 – 26	96	25	46/46	30	0 – 0.7	1.3 – 2	0.7 – 1.4	1.605.1000.70
NPT 1 1/4"	40	64	28 – 41	22 – 33	107	26	55/55	50	0 – 0.7	1.3 – 2	0.7 – 1.4	1.605.5400.70
NPT 1 1/2"	40	64	28 – 41	22 – 33	107	26.5	55/55	50	0 – 0.7	1.3 – 2	0.7 – 1.4	1.605.6400.70
NPT 2"	50	73	36 – 52.6	28.9 – 44.4	131.5	27	65/65	60	0 – 1	1.5 – 2.5	1 – 2	1.605.2000.70
NPT 2 1/2"	63	90	46 – 65.3	39.9 – 56.3	144.5	40	80/80	65	0 – 1	1.5 – 2.5	1 – 2	1.605.5200.70
NPT 3"	75	107	57 – 78	50.5 – 68.2	154	41.5	95/95	135	0 – 1	1.5 – 2.5	1 – 2	1.605.3000.70



to the product video

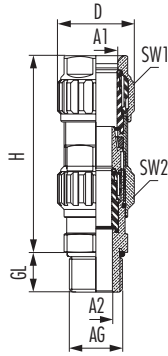


to the assembly instruction



EXIOS cable glands for "Hazardous Areas"

EXIOS Standard nickel-plated brass (metric, NPT)



Material	Nickel-plated brass
Clamping insert	Polyamide 6
Seal	VMQ (silicone)
Material o-ring	VMQ (silicone)
Armour	Metallic armour or screen
Protection class	IP 68 – 5 bar / IP 67 / IP 66
Ex-protection level	II 1D Ex ta IIIC Da / Class I Div 2 Groups A,B,C,D / Class II Div 1 Groups E,F,G
Temperature range	-60°C to +105°C

RoHS

AG	Size	D mm	A1 mm	A2 mm	H mm	GL mm	SW1/SW2 mm	⊕ Nm	K1 mm	K2 mm	K3 mm	Item-No
M16 x 1.5	20-1	27	6 – 12	3 – 8.1	69.5	16	22/22	8	0 – 0.7	0.7 – 1.25		1.605.1603.50
M20 x 1.5	20-1	27	6 – 12	3 – 8.1	69.5	16	22/22	8	0 – 0.7	0.7 – 1.25		1.605.2003.50
M20 x 1.5	20-2	29	9 – 16	6 – 12	74.3	16	24/24	8	0 – 0.7	0.7 – 1.25		1.605.2003.51
M20 x 1.5	20-3	35	12.5 – 20.5	9 – 14	80.5	16	30/30	12	0 – 0.7	0.9 – 1.6	0.7 – 1.4	1.605.2003.52
M25 x 1.5	20-3	35	12.5 – 20.5	9 – 14	80.5	16	30/30	12	0 – 0.7	0.9 – 1.6	0.7 – 1.4	1.605.2503.51
M25 x 1.5	25	42	16.9 – 26	12.5 – 20.5	91	16	36/36	18	0 – 1	1.5 – 2.5	1 – 2	1.605.2503.50
M32 x 1.5	32	52	22 – 33	16.9 – 26	96	16	46/46	30	0 – 1	1.5 – 2.5	1 – 2	1.605.3203.50
M40 x 1.5	40	64	28 – 41	22 – 33	107	16	55/55	50	0 – 0.7	1.3 – 2	0.7 – 1.4	1.605.4003.50
M50 x 1.5	50	73	36 – 52.6	28.9 – 44.4	131.5	16	65/65	60	0 – 1	1.5 – 2.5	1 – 2	1.605.5003.50
M63 x 1.5	63	90	46 – 65.3	39.9 – 56.3	144.5	16	80/80	65	0 – 1	1.5 – 2.5	1 – 2	1.605.6303.50
M75 x 1.5	75	107	57 – 78	50.5 – 68.2	154	16	95/95	135	0 – 1	1.5 – 2.5	1 – 2	1.605.7503.50
NPT 3/8"	20-1	27	6 – 12	3 – 8.1	69.5	16	22/22	8	0 – 0.7	0.7 – 1.25		1.605.3803.70
NPT 1/2"	20-2	29	9 – 16	6 – 12	74.3	20	24/24	8	0 – 0.7	0.7 – 1.25		1.605.1203.70
NPT 1/2"	20-3	35	12.5 – 20.5	9 – 14	80.5	20	30/30	12	0 – 0.7	0.7 – 1.4		1.605.1203.71
NPT 3/4"	25	42	16.9 – 26	12.5 – 20.5	91	20.5	36/36	18	0 – 0.7	1.3 – 2	0.7 – 1.4	1.605.3403.70
NPT 1"	32	52	22 – 33	16.9 – 26	96	25	46/46	30	0 – 0.7	1.3 – 2	0.7 – 1.4	1.605.1003.70
NPT 1 1/4"	40	64	28 – 41	22 – 33	107	26	55/55	50	0 – 0.7	1.3 – 2	0.7 – 1.4	1.605.5403.70
NPT 1 1/2"	40	64	28 – 41	22 – 33	107	26.5	55/55	50	0 – 0.7	1.3 – 2	0.7 – 1.4	1.605.6403.70
NPT 2"	50	73	36 – 52.6	28.9 – 44.4	131.5	27	65/65	60	0 – 0.7	0.7 – 1.4		1.605.2003.70
NPT 2 1/2"	63	90	46 – 65.3	39.9 – 56.3	144.5	40	80/80	65	0 – 1	1.5 – 2.5	1 – 2	1.605.5203.70
NPT 3"	75	107	57 – 78	50.5 – 68.2	154	41.5	95/95	135	0 – 0.7	0.7 – 1.4		1.605.3003.70



to the product video

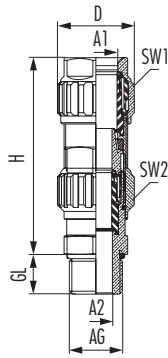


to the assembly instruction



EXIOS cable glands for "Hazardous Areas"

EXIOS Standard INOX (metric, NPT)



Material	INOX 1.4404
Clamping insert	Polyamide 6
Seal	VMQ (silicone)
Material o-ring	VMQ (silicone)
Armour	Metallic armour or screen
Protection class	IP 68 – 5 bar / IP 67 / IP 66
Ex-protection level	II 1D Ex ta IIIC Da / Class I Div 2 Groups A,B,C,D / Class II Div 1 Groups E,F,G
Temperature range	-60°C to +105°C

RoHS

AG	Size	D mm	A1 mm	A2 mm	H mm	GL mm	SW1/SW2 mm	⊕ Nm	K1 mm	K2 mm	K3 mm	Item-No
M16 x 1.5	20-1	27	6 – 12	3 – 8.1	69.5	16	22/22	8	0 – 0.7	0.7 – 1.25		1.605.1602.50
M20 x 1.5	20-1	27	6 – 12	3 – 8.1	69.5	16	22/22	8	0 – 0.7	0.7 – 1.25		1.605.2002.50
M20 x 1.5	20-2	29	9 – 16	6 – 12	74.3	16	24/24	8	0 – 0.7	0.7 – 1.25		1.605.2002.51
M20 x 1.5	20-3	35	12.5 – 20.5	9 – 14	80.5	16	30/30	12	0 – 0.7	0.9 – 1.6	0.7 – 1.4	1.605.2002.52
M25 x 1.5	20-3	35	12.5 – 20.5	9 – 14	80.5	16	30/30	12	0 – 0.7	0.9 – 1.6	0.7 – 1.4	1.605.2502.51
M25 x 1.5	25	42	16.9 – 26	12.5 – 20.5	91	16	36/36	18	0 – 1	1.5 – 2.5	1 – 2	1.605.2502.50
M32 x 1.5	32	52	22 – 33	16.9 – 26	96	16	46/46	30	0 – 1	1.5 – 2.5	1 – 2	1.605.3202.50
M40 x 1.5	40	64	28 – 41	22 – 33	107	16	55/55	50	0 – 0.7	1.3 – 2	0.7 – 1.4	1.605.4002.50
M50 x 1.5	50	73	36 – 52.6	28.9 – 44.4	131.5	16	65/65	60	0 – 1	1.5 – 2.5	1 – 2	1.605.5002.50
M63 x 1.5	63	90	46 – 65.3	39.9 – 56.3	144.5	16	80/80	65	0 – 1	1.5 – 2.5	1 – 2	1.605.6302.50
M75 x 1.5	75	107	57 – 78	50.5 – 68.2	154	16	95/95	135	0 – 1	1.5 – 2.5	1 – 2	1.605.7502.50
NPT 3/8"	20-1	27	6 – 12	3 – 8.1	69.5	16	22/22	8	0 – 0.7	0.7 – 1.25		1.605.3802.70
NPT 1/2"	20-2	29	9 – 16	6 – 12	74.3	20	24/24	8	0 – 0.7	0.7 – 1.25		1.605.1202.70
NPT 1/2"	20-3	35	12.5 – 20.5	9 – 14	80.5	20	30/30	12	0 – 0.7	0.7 – 1.4		1.605.1202.71
NPT 3/4"	25	42	16.9 – 26	12.5 – 20.5	91	20.5	36/36	18	0 – 0.7	1.3 – 2	0.7 – 1.4	1.605.3402.70
NPT 1"	32	52	22 – 33	16.9 – 26	96	25	46/46	30	0 – 0.7	1.3 – 2	0.7 – 1.4	1.605.1002.70
NPT 1 1/4"	40	64	28 – 41	22 – 33	107	26	55/55	50	0 – 0.7	1.3 – 2	0.7 – 1.4	1.605.5402.70
NPT 1 1/2"	40	64	28 – 41	22 – 33	107	26.5	55/55	50	0 – 0.7	1.3 – 2	0.7 – 1.4	1.605.6402.70
NPT 2"	50	73	36 – 52.6	28.9 – 44.4	131.5	27	65/65	60	0 – 0.7	0.7 – 1.4		1.605.2002.70
NPT 2 1/2"	63	90	46 – 65.3	39.9 – 56.3	144.5	40	80/80	65	0 – 1	1.5 – 2.5	1 – 2	1.605.5202.70
NPT 3"	75	107	57 – 78	50.5 – 68.2	154	41.5	95/95	135	0 – 0.7	0.7 – 1.4		1.605.3002.70



to the product video

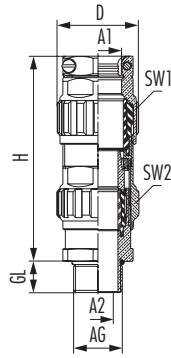


to the assembly instruction



EXIOS cable glands for "Hazardous Areas"

EXIOS MZ brass (metric, NPT)



Material	Brass
Clamping insert	Polyamide 6
Seal	VMQ (silicone)
Material o-ring	VMQ (silicone)
Armour	Metallic armour or screen
Protection class	IP 68 – 5 bar / IP 67 / IP 66
Ex-protection level	II 1D Ex ta IIIC Da / Class I Div 2 Groups A,B,C,D / Class II Div 1 Groups E,F,G
Temperature range	-60°C to +105°C

RoHS

AG	Size	D mm	A1 mm	A2 mm	GL mm	H mm	SW1/SW2 mm	⊕ Nm	K1 mm	K2 mm	K3 mm	Item-No
M16 x 1.5	20-1	27	6 – 11	3 – 8.1	16	79	22/22	8	0 – 0.7	0.7 – 1.25		1.6Z5.1600.50
M20 x 1.5	20-1	27	6 – 11	3 – 8.1	16	79	22/22	8	0 – 0.7	0.7 – 1.25		1.6Z5.2000.50
M20 x 1.5	20-2	29	9 – 13	9 – 12	16	83.8	24/24	8	0 – 0.7	0.7 – 1.25		1.6Z5.2000.51
M20 x 1.5	20-3	35	12.5 – 17.5	9 – 14	16	91.5	30/30	12	0 – 0.7	0.7 – 1.4		1.6Z5.2000.52
M25 x 1.5	20-3	35	12.5 – 17.5	9 – 14	16	91.5	30/30	12	0 – 0.7	0.7 – 1.4		1.6Z5.2500.51
M25 x 1.5	25	42	16.9 – 24	12.5 – 20.5	16	105.7	36/36	18	0 – 0.7	0.9 – 1.6	0.7 – 1.4	1.6Z5.2500.50
M32 x 1.5	32	52	22 – 32.5	16.9 – 26	16	107	46/46	30	0 – 0.7	1.3 – 2	0.7 – 1.4	1.6Z5.3200.50
M40 x 1.5	40	64	28 – 39.5	22 – 33	16	120	55/55	50	0 – 0.7	1.3 – 2	0.7 – 1.4	1.6Z5.4000.50
M50 x 1.5	50	73	36 – 49	28.9 – 44.4	16	144.5	65/65	60	0 – 1	1.5 – 2.5	1 – 2	1.6Z5.5000.50
M63 x 1.5	63	90	46 – 64	39.9 – 56.3	16	157.5	80/80	65	0 – 1	1.5 – 2.5	1 – 2	1.6Z5.6300.50
M75 x 1.5	75	107	57 – 78	50.5 – 68.2	16	167	95/95	135	0 – 1	1.5 – 2.5	1 – 2	1.6Z5.7500.50
NPT 3/8"	20-1	27	6 – 11	3 – 8.1	16	79	22/22	8	0 – 0.7	0.7 – 1.25		1.6Z5.3800.70
NPT 1/2"	20-2	29	9 – 13	6 – 12	20	83.8	24/24	8	0 – 0.7	0.7 – 1.25		1.6Z5.1200.70
NPT 1/2"	20-3	35	12.5 – 17.5	9 – 14	20	91.5	30/30	12	0 – 0.7	0.7 – 1.4		1.6Z5.1200.71
NPT 3/4"	25	42	16.9 – 24	12.5 – 20.5	20.5	105.7	36/36	18	0 – 0.7	0.9 – 1.6	0.7 – 1.4	1.6Z5.3400.70
NPT 1"	32	52	22 – 32.5	16.9 – 26	25	107	46/46	30	0 – 0.7	1.3 – 2	0.7 – 1.4	1.6Z5.1000.70
NPT 1 1/4"	40	64	28 – 39.5	22 – 33	26	120	55/55	50	0 – 0.7	1.3 – 2	0.7 – 1.4	1.6Z5.5400.70
NPT 1 1/2"	40	64	28 – 39.5	22 – 33	26.5	120	55/55	50	0 – 0.7	1.3 – 2	0.7 – 1.4	1.6Z5.6400.70
NPT 2"	50	73	36 – 49	28.9 – 44.4	27	144.5	65/65	60	0 – 1	1.5 – 2.5	1 – 2	1.6Z5.2000.70
NPT 2 1/2"	63	90	46 – 64	39.9 – 56.3	40	157.5	80/80	65	0 – 1	1.5 – 2.5	1 – 2	1.6Z5.5200.70
NPT 3"	75	107	57 – 78	50.5 – 68.2	41.5	167	95/95	135	0 – 1	1.5 – 2.5	1 – 2	1.6Z5.3000.70

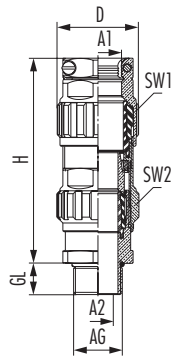


to the assembly instruction



EXIOS cable glands for "Hazardous Areas"

EXIOS MZ nickel-plated brass (metric, NPT)



Material	Nickel-plated brass
Clamping insert	Polyamide 6
Seal	VMQ (silicone)
Material o-ring	VMQ (silicone)
Armour	Metallic armour or screen
Protection class	IP 68 – 5 bar / IP 67 / IP 66
Ex-protection level	II 1D Ex ta IIIC Da / Class I Div 2 Groups A,B,C,D / Class II Div 1 Groups E,F,G
Temperature range	-60°C to +105°C

RoHS

AG	Size	D mm	A1 mm	A2 mm	GL mm	H mm	SW1/SW2 mm	⊕ Nm	K1 mm	K2 mm	K3 mm	Item-No
M16 x 1.5	20-1	27	6 – 11	3 – 8.1	16	79	22/22	8	0 – 0.7	0.7 – 1.25		1.625.1603.50
M20 x 1.5	20-1	27	6 – 11	3 – 8.1	16	79	22/22	8	0 – 0.7	0.7 – 1.25		1.625.2003.50
M20 x 1.5	20-2	29	9 – 13	9 – 12	16	83.8	24/24	8	0 – 0.7	0.7 – 1.25		1.625.2003.51
M20 x 1.5	20-3	35	12.5 – 17.5	9 – 14	16	91.5	30/30	12	0 – 0.7	0.7 – 1.4		1.625.2003.52
M25 x 1.5	20-3	35	12.5 – 17.5	9 – 14	16	91.5	30/30	12	0 – 0.7	0.7 – 1.4		1.625.2503.51
M25 x 1.5	25	42	16.9 – 24	12.5 – 20.5	16	105.7	36/36	18	0 – 0.7	0.9 – 1.6	0.7 – 1.4	1.625.2503.50
M32 x 1.5	32	52	22 – 32.5	16.9 – 26	16	107	46/46	30	0 – 0.7	1.3 – 2	0.7 – 1.4	1.625.3203.50
M40 x 1.5	40	64	28 – 39.5	22 – 33	16	120	55/55	50	0 – 0.7	1.3 – 2	0.7 – 1.4	1.625.4003.50
M50 x 1.5	50	73	36 – 49	28.9 – 44.4	16	144.5	65/65	60	0 – 1	1.5 – 2.5	1 – 2	1.625.5003.50
M63 x 1.5	63	90	46 – 64	39.9 – 56.3	16	157.5	80/80	65	0 – 1	1.5 – 2.5	1 – 2	1.625.6303.50
M75 x 1.5	75	107	57 – 78	50.5 – 68.2	16	167	95/95	135	0 – 1	1.5 – 2.5	1 – 2	1.625.7503.50
NPT 3/8"	20-1	27	6 – 11	3 – 8.1	16	79	22/22	8	0 – 0.7	0.7 – 1.25		1.625.3803.70
NPT 1/2"	20-2	29	9 – 13	6 – 12	20	83.8	24/24	8	0 – 0.7	0.7 – 1.25		1.625.1203.70
NPT 1/2"	20-3	35	12.5 – 17.5	9 – 14	20	91.5	30/30	12	0 – 0.7	0.7 – 1.4		1.625.1203.71
NPT 3/4"	25	42	16.9 – 24	12.5 – 20.5	20.5	105.7	36/36	18	0 – 0.7	0.9 – 1.6	0.7 – 1.4	1.625.3403.70
NPT 1"	32	52	22 – 32.5	16.9 – 26	25	107	46/46	30	0 – 0.7	1.3 – 2	0.7 – 1.4	1.625.1003.70
NPT 1 1/4"	40	64	28 – 39.5	22 – 33	26	120	55/55	50	0 – 0.7	1.3 – 2	0.7 – 1.4	1.625.5403.70
NPT 1 1/2"	40	64	28 – 39.5	22 – 33	26.5	120	55/55	50	0 – 0.7	1.3 – 2	0.7 – 1.4	1.625.6403.70
NPT 2"	50	73	36 – 49	28.9 – 44.4	27	144.5	65/65	60	0 – 1	1.5 – 2.5	1 – 2	1.625.2003.70
NPT 2 1/2"	63	90	46 – 64	39.9 – 56.3	40	157.5	80/80	65	0 – 1	1.5 – 2.5	1 – 2	1.625.5203.70
NPT 3"	75	107	57 – 78	50.5 – 68.2	41.5	167	95/95	135	0 – 1	1.5 – 2.5	1 – 2	1.625.3003.70

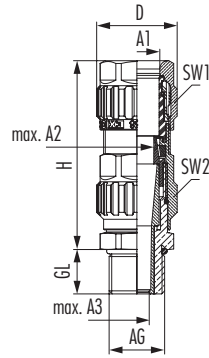


to the assembly instruction



EXIOS cable glands for "Hazardous Areas"

EXIOS Barrier brass (metric, NPT)



Material	Brass
Clamping insert	Polyamide 6
Seal	VMQ (silicone)
Material o-ring	VMQ (silicone)
Armour	Metallic armour or screen
Compound	Two-component epoxy compound
Protection class	IP 68 – 5 bar / IP 67 / IP 66
Ex-protection level	I M2 Ex ta IIC Da / Class I Div 2 Groups A,B,C,D / Class II Div 1 Groups E,F,G / I M2 Ex de / I Mb IIC Gb
Temperature range	-60°C to +85°C

RoHS

AG	Size	D mm	A1 mm	max. A2 mm	max. A3 mm	GL mm	H mm	SW1/SW2 mm	⊕ Nm	max. No. cores	K1 mm	K2 mm	Item-No
M16 x 1.5	20-1	27	6 – 12	8.2	7.9	16	64	22/22	8	8	0 – 0.7	0.7 – 1.25	1.606.1600.50
M20 x 1.5	20-1	27	6 – 12	8.2	7.9	16	64	22/22	8	8	0 – 0.7	0.7 – 1.25	1.606.2000.50
M20 x 1.5	20-2	29	9 – 16	12	8.8	16	68	24/24	12	10	0 – 0.7	0.7 – 1.25	1.606.2000.51
M20 x 1.5	20-3	35	12.5 – 20.5	14	11.5	16	73	30/30	12	15	0 – 0.7	0.7 – 1.4	1.606.2000.52
M25 x 1.5	20-3	35	12.5 – 20.5	14	11.5	16	73	30/30	12	15	0 – 0.7	0.7 – 1.4	1.606.2500.51
M25 x 1.5	25	42	16.9 – 26	20	16.4	16	81.3	36/36	18	25	0 – 0.7	0.9 – 1.6	1.606.2500.50
M32 x 1.5	32	52	22 – 33	26	21.4	16	85.5	46/46	30	45	0 – 0.7	1.3 – 2	1.606.3200.50
M40 x 1.5	40	64	28 – 41	33.2	27.6	16	94.4	55/55	50	70	0 – 0.7	1.3 – 2	1.606.4000.50
M50 x 1.5	50	73	36 – 52.6	44.2	37.5	16	116.3	65/65	60	85	0 – 1	1.5 – 2.5	1.606.5000.50
M63 x 1.5	63	90	46 – 65.3	56.2	47.3	16	127.6	80/80	65	120	0 – 1	1.5 – 2.5	1.606.6300.50
M75 x 1.5	75	107	57 – 78	68.2	58.0	16	136.5	95/95	135	150	0 – 1	1.5 – 2.5	1.606.7500.50
NPT 3/8"	20-1	27	6 – 12	8.2	7.9	16	64	22/22	8	8	0 – 0.7	0.7 – 1.25	1.606.3800.70
NPT 1/2"	20-2	29	9 – 16	12	8.8	20	68	24/24	12	10	0 – 0.7	0.7 – 1.25	1.606.1200.70
NPT 1/2"	20-3	35	12.5 – 20.5	14	11.5	20	73	30/30	12	15	0 – 0.7	0.7 – 1.4	1.606.1200.71
NPT 3/4"	25	42	16.9 – 26	20	16.4	20.5	81.3	36/36	18	25	0 – 0.7	0.9 – 1.6	1.606.3400.70
NPT 1"	32	52	22 – 32.5	26	21.4	25	85.5	46/46	30	45	0 – 0.7	1.3 – 2	1.606.1000.70
NPT 1 1/4"	40	64	28 – 41	33.2	27.6	26	94.4	55/55	50	70	0 – 0.7	1.3 – 2	1.606.5400.70
NPT 1 1/2"	40	64	28 – 41	33.2	27.6	26.5	94.4	55/55	50	70	0 – 0.7	1.3 – 2	1.606.6400.70
NPT 2"	50	73	36 – 52.6	44.2	37.5	27	116.3	65/65	60	85	0 – 1	1.5 – 2.5	1.606.2000.70
NPT 2 1/2"	63	90	46 – 65.3	56.2	47.3	40	127.6	80/80	65	120	0 – 1	1.5 – 2.5	1.606.5200.70
NPT 3"	75	107	57 – 78	68.2	58.0	41.5	136.5	95/95	135	150	0 – 1	1.5 – 2.5	1.606.3000.70



to the product video

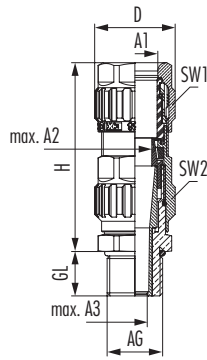


to the assembly instruction



EXIOS cable glands for "Hazardous Areas"

EXIOS Barrier nickel-plated brass (metric, NPT)



Material	Nickel-plated brass
Clamping insert	Polyamide 6
Seal	VMQ (silicone)
Material o-ring	VMQ (silicone)
Armour	Metallic armour or screen
Compound	Two-component epoxy compound
Protection class	IP 68 – 5 bar / IP 67 / IP 66
Ex-protection level	I M2 Ex to IIC Da / Class I Div 2 Groups A,B,C,D / Class II Div 1 Groups E,F,G / I M2 Ex de / I Mb IIC Gb
Temperature range	-60°C to +85°C

RoHS

AG	Size	D mm	A1 mm	max. A2 mm	max. A3 mm	GL mm	H mm	SW1/SW2 mm	⊕ Nm	max. No. cores	K1 mm	K2 mm	Item-No
M16 x 1.5	20-1	27	6 – 12	8.2	7.9	16	64	22/22	8	8	0 – 0.7	0.7 – 1.25	1.606.1603.50
M20 x 1.5	20-1	27	6 – 12	8.2	7.9	16	64	22/22	8	8	0 – 0.7	0.7 – 1.25	1.606.2003.50
M20 x 1.5	20-2	29	9 – 16	12	8.8	16	68	24/24	12	10	0 – 0.7	0.7 – 1.25	1.606.2003.51
M20 x 1.5	20-3	35	12.5 – 20.5	14	11.5	16	73	30/30	12	15	0 – 0.7	0.7 – 1.4	1.606.2003.52
M25 x 1.5	20-3	35	12.5 – 20.5	14	11.5	16	73	30/30	12	15	0 – 0.7	0.7 – 1.4	1.606.2503.51
M25 x 1.5	25	42	16.9 – 26	20	16.4	16	81.3	36/36	18	25	0 – 0.7	0.9 – 1.6	1.606.2503.50
M32 x 1.5	32	52	22 – 33	26	21.4	16	85.5	46/46	30	45	0 – 0.7	1.3 – 2	1.606.3203.50
M40 x 1.5	40	64	28 – 41	33.2	27.6	16	94.4	55/55	50	70	0 – 0.7	1.3 – 2	1.606.4003.50
M50 x 1.5	50	73	36 – 52.6	44.2	37.5	16	116.3	65/65	60	85	0 – 1	1.5 – 2.5	1.606.5003.50
M63 x 1.5	63	90	46 – 65.3	56.2	47.3	16	127.6	80/80	65	120	0 – 1	1.5 – 2.5	1.606.6303.50
M75 x 1.5	75	107	57 – 78	68.2	58.0	16	136.5	95/95	135	150	0 – 1	1.5 – 2.5	1.606.7503.50
NPT 3/8"	20-1	27	6 – 12	8.2	7.9	16	64	22/22	8	8	0 – 0.7	0.7 – 1.25	1.606.3803.70
NPT 1/2"	20-2	29	9 – 16	12	8.8	20	68	24/24	12	10	0 – 0.7	0.7 – 1.25	1.606.1203.70
NPT 1/2"	20-3	35	12.5 – 20.5	14	11.5	20	73	30/30	12	15	0 – 0.7	0.7 – 1.4	1.606.1203.71
NPT 3/4"	25	42	16.9 – 26	20	16.4	20.5	81.3	36/36	18	25	0 – 0.7	0.9 – 1.6	1.606.3403.70
NPT 1"	32	52	22 – 32.5	26	21.4	25	85.5	46/46	30	45	0 – 0.7	1.3 – 2	1.606.1003.70
NPT 1 1/4"	40	64	28 – 41	33.2	27.6	26	94.4	55/55	50	70	0 – 0.7	1.3 – 2	1.606.5403.70
NPT 1 1/2"	40	64	28 – 41	33.2	27.6	26.5	94.4	55/55	50	70	0 – 0.7	1.3 – 2	1.606.6403.70
NPT 2"	50	73	36 – 52.6	44.2	37.5	27	116.3	65/65	60	85	0 – 1	1.5 – 2.5	1.606.2003.70
NPT 2 1/2"	63	90	46 – 65.3	56.2	47.3	40	127.6	80/80	65	120	0 – 1	1.5 – 2.5	1.606.5203.70
NPT 3"	75	107	57 – 78	68.2	58.0	41.5	136.5	95/95	135	150	0 – 1	1.5 – 2.5	1.606.3003.70



to the product video

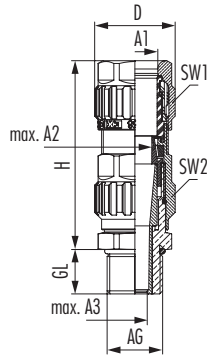


to the assembly instruction



EXIOS cable glands for "Hazardous Areas"

EXIOS Barrier INOX (metric, NPT)



Material	INOX 1.4404
Clamping insert	Polyamide 6
Seal	VMQ (silicone)
Material o-ring	VMQ (silicone)
Armour	Metallic armour or screen
Compound	Two-component epoxy compound
Protection class	IP 68 – 5 bar / IP 67 / IP 66
Ex-protection level	I M2 Ex ta IIIC Da / Class I Div 2 Groups A,B,C,D / Class II Div 1 Groups E,F,G / I M2 Ex de / I Mb IIC Gb
Temperature range	-60°C to +85°C

RoHS

AG	Size	D mm	A1 mm	max. A2 mm	max. A3 mm	GL mm	H mm	SW1/SW2 mm	⊕ Nm	max. No. cores	K1 mm	K2 mm	Item-No
M16 x 1.5	20-1	27	6 – 12	8.2	7.9	16	68.5	22/22	8	8	0 – 0.7	0.7 – 1.25	1.606.1602.50
M20 x 1.5	20-1	27	6 – 12	8.2	7.9	16	68.5	22/22	8	8	0 – 0.7	0.7 – 1.25	1.606.2002.50
M20 x 1.5	20-2	29	9 – 16	12	8.8	16	74.3	24/24	12	10	0 – 0.7	0.7 – 1.25	1.606.2002.51
M20 x 1.5	20-3	35	12.5 – 20.5	14	11.5	16	80.5	30/30	12	15	0 – 0.7	0.7 – 1.4	1.606.2002.52
M25 x 1.5	20-3	35	12.5 – 20.5	14	11.5	16	80.5	30/30	12	15	0 – 0.7	0.7 – 1.4	1.606.2502.51
M25 x 1.5	25	42	17 – 26	20	16.4	16	91	36/36	18	25	0 – 0.7	0.9 – 1.6	1.606.2502.50
M32 x 1.5	32	52	22 – 33	26	21.4	16	96	46/46	30	45	0 – 0.7	1.3 – 2	1.606.3202.50
M40 x 1.5	40	64	28 – 41	33.2	27.6	16	107	55/55	50	70	0 – 0.7	1.3 – 2	1.606.4002.50
M50 x 1.5	50	73	36 – 52.6	44.2	37.5	16	131.5	65/65	60	85	0 – 1	1.5 – 2.5	1.606.5002.50
M63 x 1.5	63	90	46 – 66	56.2	47.3	16	144.5	80/80	65	120	0 – 1	1.5 – 2.5	1.606.6302.50
M75 x 1.5	75	107	58 – 78	68.2	58	16	154	95/95	135	150	0 – 1	1.5 – 2.5	1.606.7502.50
NPT 3/8"	20-1	27	6 – 12	8.2	7.9	16	64	22/22	8	8	0 – 0.7	0.7 – 1.25	1.606.3802.70
NPT 1/2"	20-2	29	9 – 16	12	8.8	16	68	24/24	12	10	0 – 0.7	0.7 – 1.25	1.606.1202.70
NPT 1/2"	20-3	35	12.5 – 20.5	14	11.5	16	73	30/30	12	15	0 – 0.7	0.7 – 1.4	1.606.1202.71
NPT 3/4"	25	42	17 – 26	20	16.4	16	81.3	36/36	18	25	0 – 0.7	0.9 – 1.6	1.606.3402.70
NPT 1"	32	52	22 – 33	26	21.4	16	85.5	46/46	30	45	0 – 0.7	1.3 – 2	1.606.1002.70
NPT 1 1/4"	40	64	28 – 41	33.2	27.6	16	94.4	55/55	50	70	0 – 0.7	1.3 – 2	1.606.5402.70
NPT 1 1/2"	40	64	28 – 41	33.2	27.6	16	94.4	55/55	50	70	0 – 0.7	1.3 – 2	1.606.6402.70
NPT 2"	50	73	36 – 52.6	44.2	37.5	16	116.3	65/65	60	85	0 – 1	1.5 – 2.5	1.606.2002.70
NPT 2 1/2"	63	90	46 – 66	56.2	47.3	16	127.6	80/80	65	120	0 – 1	1.5 – 2.5	1.606.5202.70
NPT 3"	75	107	58 – 78	68.2	58	16	136.5	95/95	135	150	0 – 1	1.5 – 2.5	1.606.3002.70



to the product video

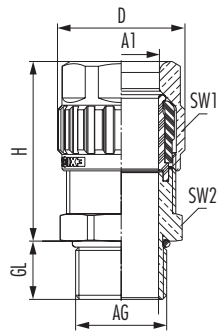


to the assembly instruction



EXIOS cable glands for "Hazardous Areas"

EXIOS A2F brass (metric, NPT)



Material	Brass
Clamping insert	Polyamide 6
Seal	VMQ (silicone)
Material o-ring	VMQ (silicone)
Protection class	IP 66 / IP 67 / IP 68 – 5 bar
Ex-protection level	II 2G Ex db eb IIC Gb / II 1D Ex ta IIC Da / Class I Div 2 Groups A,B,C,D / Class II Div 1 Groups E,F,G
Temperature range	-60°C to +105°C

RoHS

AG	Size	D mm	A1 mm	GL mm	H mm	SW1/SW2 mm	Nm	Item-No
M16 x 1.5	20-1	27	6 – 12	16	35.6	22/22	8	1.608.1600.50
M20 x 1.5	20-1	27	6 – 12	16	35.6	22/22	8	1.608.2000.50
M20 x 1.5	20-2	29	9 – 16	16	39.7	24/24	8	1.608.2000.51
M25 x 1.5	20-3	35	12.5 – 20.5	16	47.5	30/30	12	1.608.2500.50
M32 x 1.5	25	42	16.9 – 26	16	47.8	36/36	18	1.608.3200.50
M40 x 1.5	32	52	22 – 33	16	51.1	46/46	30	1.608.4000.50
M50 x 1.5	40	64	28 – 41	16	56.8	55/55	50	1.608.5000.50
M63 x 1.5	50	73	40 – 52.6	16	65.4	65/65	60	1.608.6300.50
M75 x 1.5	63	90	51 – 65.3	16	70.3	80/80	65	1.608.7500.50
M90 x 2.0	75	107	62 – 78	20	76.2	95/95	135	1.608.9000.50
NPT 3/8"	20-1	27	6 – 12	16	35.6	22/22	8	1.608.3800.70
NPT 1/2"	20-1	29	6 – 12	20	39.7	24/24	8	1.608.1200.70
NPT 1/2"	20-2	27	9 – 16	20	35.6	22/24	8	1.608.1200.71
NPT 3/4"	20-3	35	12.5 – 20.5	20.5	47.5	30/30	12	1.608.3400.70
NPT 1"	25	42	16.9 – 26	25	47.8	36/36	18	1.608.1000.70
NPT 1 1/4"	32	52	22 – 33	26	51.1	46/46	30	1.608.5400.70
NPT 1 1/2"	40	64	28 – 41	26.5	56.8	55/55	50	1.608.6400.70
NPT 2"	50	73	40 – 52.6	27	65.4	65/65	60	1.608.2000.70
NPT 2 1/2"	63	90	51 – 61	40	70.3	80/80	65	1.608.5200.70
NPT 3"	75	107	62 – 78	41.5	76.2	95/95	135	1.608.3000.70



to the product video

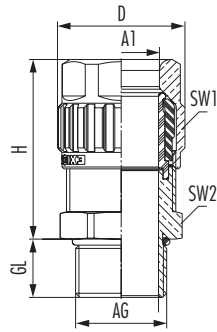


to the assembly instruction



EXIOS cable glands for "Hazardous Areas"

EXIOS A2F nickel-plated brass (metric, NPT)



Material	Nickel-plated brass
Clamping insert	Polyamide 6
Seal	VMQ (silicone)
Material o-ring	VMQ (silicone)
Protection class	IP 66 / IP 67 / IP 68 – 5 bar
Ex-protection level	II 2G Ex db eb IIC Gb / II 1D Ex ta IIC Da / Class I Div 2 Groups A,B,C,D / Class II Div 1 Groups E,F,G
Temperature range	-60°C to +105°C

RoHS

AG	Size	D mm	A1 mm	GL mm	H mm	SW1/SW2 mm	Nm	Item-No
M16 x 1.5	20-1	27	6 – 12	16	35.6	22/22	8	1.608.1603.50
M20 x 1.5	20-1	27	6 – 12	16	35.6	22/22	8	1.608.2003.50
M20 x 1.5	20-2	29	9 – 16	16	39.7	24/24	8	1.608.2003.51
M25 x 1.5	20-3	35	12.5 – 20.5	16	47.5	30/30	12	1.608.2503.50
M32 x 1.5	25	42	16.9 – 26	16	47.8	36/36	18	1.608.3203.50
M40 x 1.5	32	52	22 – 33	16	51.1	46/46	30	1.608.4003.50
M50 x 1.5	40	64	28 – 41	16	56.8	55/55	50	1.608.5003.50
M63 x 1.5	50	73	40 – 52.6	16	65.4	65/65	60	1.608.6303.50
M75 x 1.5	63	90	51 – 65.3	16	70.3	80/80	65	1.608.7503.50
M90 x 2.0	75	107	62 – 78	20	76.2	95/95	135	1.608.9003.50
NPT 3/8"	20-1	27	6 – 12	16	35.6	22/22	8	1.608.3803.70
NPT 1/2"	20-1	29	6 – 12	20	39.7	24/24	8	1.608.1203.70
NPT 1/2"	20-2	27	9 – 16	20	35.6	22/24	8	1.608.1203.71
NPT 3/4"	20-3	35	12.5 – 20.5	20.5	47.5	30/30	12	1.608.3403.70
NPT 1"	25	42	16.9 – 26	25	47.8	36/36	18	1.608.1003.70
NPT 1 1/4"	32	52	22 – 33	26	51.1	46/46	30	1.608.5403.70
NPT 1 1/2"	40	64	28 – 41	26.5	56.8	55/55	50	1.608.6403.70
NPT 2"	50	73	40 – 52.6	27	65.4	65/65	60	1.608.2003.70
NPT 2 1/2"	63	90	51 – 61	40	70.3	80/80	65	1.608.5203.70
NPT 3"	75	107	62 – 78	41.5	76.2	95/95	135	1.608.3003.70



to the product video

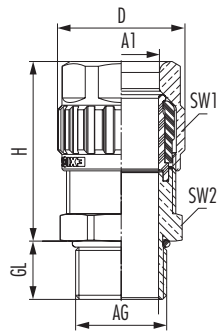


to the assembly instruction



EXIOS cable glands for "Hazardous Areas"

EXIOS A2F INOX (metric, NPT)



Material	INOX 1.4404
Clamping insert	Polyamide 6
Seal	VMQ (silicone)
Material o-ring	VMQ (silicone)
Protection class	IP 66 / IP 67 / IP 68 – 5 bar
Ex-protection level	II 2G Ex db eb IIC Gb / II 1D Ex ta IIC Da / Class I Div 2 Groups A,B,C,D / Class II Div 1 Groups E,F,G
Temperature range	-60°C to +105°C

RoHS

AG	Size	D mm	A1 mm	GL mm	H mm	SW1/SW2 mm	Nm	Item-No
M16 x 1.5	20-1	27	6 – 12	16	35.6	22/22	8	1.608.1602.50
M20 x 1.5	20-1	27	6 – 12	16	35.6	22/22	8	1.608.2002.50
M20 x 1.5	20-2	29	9 – 16	16	39.7	24/24	8	1.608.2002.51
M25 x 1.5	20-3	35	12.5 – 20.5	16	47.5	30/30	12	1.608.2502.50
M32 x 1.5	25	42	16.9 – 26	16	47.8	36/36	18	1.608.3202.50
M40 x 1.5	32	52	22 – 33	16	51.1	46/46	30	1.608.4002.50
M50 x 1.5	40	64	28 – 41	16	56.8	55/55	50	1.608.5002.50
M63 x 1.5	50	73	40 – 52.6	16	65.4	65/65	60	1.608.6302.50
M75 x 1.5	63	90	51 – 65.3	16	72	80/80	65	1.608.7502.50
M90 x 1.5	75	107	62 – 78	20	76.2	95/95	135	1.608.9002.50
NPT 3/8"	20-1	27	6 – 12	16	35.6	22/22	8	1.608.3802.70
NPT 1/2"	20-1	29	6 – 12	20	39.7	24/24	8	1.608.1202.70
NPT 1/2"	20-2	27	9 – 16	20	35.6	22/22	8	1.608.1202.71
NPT 3/4"	20-3	35	12.5 – 20.5	20.5	47.5	30/30	12	1.608.3402.70
NPT 1"	25	42	16.9 – 26	25	47.8	36/36	18	1.608.1002.70
NPT 1 1/4"	32	52	22 – 33	26	51.1	46/46	30	1.608.5402.70
NPT 1 1/2"	40	64	28 – 41	26.5	56.8	55/55	50	1.608.6402.70
NPT 2"	50	73	40 – 52.6	27	65.4	65/65	60	1.608.2002.70
NPT 2 1/2"	63	90	51 – 61	40	70.3	80/80	65	1.608.5202.70
NPT 3"	75	107	62 – 78	41.5	76.2	95/95	135	1.608.3002.70

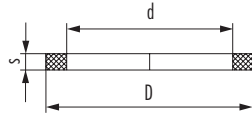


to the product video



to the assembly instruction





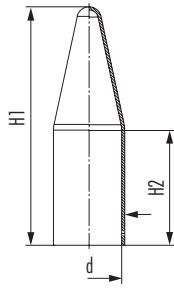
Material	Plastic, glass fiber reinforced
Temperature range	-60°C to +105°C

RoHS

Suitable for AG	D mm	d mm	s mm	Item-No
M16 x 1.5	24	16.1	1.5	1.326.1600.50
M20 x 1.5	28.5	20.5	1.5	1.326.2000.50
M25 x 1.5	36.5	25.5	1.6	1.326.2500.50
M32 x 1.5	42.5	32.5	1.6	1.326.3200.50
M40 x 1.5	51.5	40	1.5	1.326.4000.50
M50 x 1.5	61.5	51	1.6	1.326.5000.50
M63 x 1.5	76	63.5	1.6	1.326.6300.50
M75 x 1.5	87.5	75.5	1.8	1.326.7500.50
NPT 3/8"	25.5	17.5	1.5	1.326.3800.70
NPT 1/2"	30	22	1.5	1.326.1200.70
NPT 3/4"	33.5	26.5	1.5	1.326.3400.70
NPT 1"	42.5	34	1.6	1.326.1000.70
NPT 1 1/4"	52	42.5	1.6	1.326.5400.70
NPT 1 1/2"	58.7	50	1.5	1.326.6400.70
NPT 2"	69.5	60.8	1.6	1.326.2000.70
NPT 2 1/2"	83	73.8	1.5	1.326.5200.70
NPT 3"	115.5	91.5	1.8	1.326.3000.70

EXIOS cable glands for "Hazardous Areas"

PVC shroud



Material

PVC

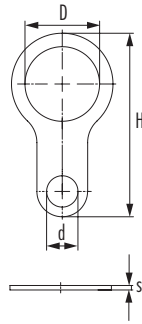
RoHS

Suitable for size	d mm	H1 mm	H2 mm	Item-No
20-1	26	115	60	1.802.2000.50
20-2	28	125	70	1.802.2000.51
20-3	34	130	65	1.802.2000.52
25	42	160	90	1.802.2500.50
32	51	165	95	1.802.3200.50
40	63	200	110	1.802.4000.50
50	72	210	115	1.802.5000.50
63	88	245	140	1.802.6300.50
75	108	245	140	1.802.7500.50

Material

Brass

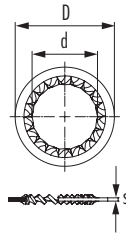
RoHS



Suitable for AG	D mm	d mm	s mm	H mm	Item-No
M16 x 1.5	16.2	6.7	1.5	49	1.022.1600.50
M20 x 1.5	21	7	1.5	54	1.022.2000.50
M25 x 1.5	25.5	10.5	1.5	61.5	1.022.2500.50
M32 x 1.5	32.5	12.2	1.5	73	1.022.3200.50
M40 x 1.5	40.5	13.5	1.5	86.5	1.022.4000.50
M50 x 1.5	51	13.5	1.5	112	1.022.5000.50
M63 x 1.5	64	13.5	1.5	126	1.022.6300.50
M75 x 1.5	76.2	13.5	1.5	138	1.022.7500.50
NPT 3/8"	17.5	7	1.5	53.8	1.022.3800.70
NPT 1/2"	21.5	7	1.5	53.5	1.022.1200.70
NPT 3/4"	26.7	10.5	1.5	61.5	1.022.3400.70
NPT 1"	34.5	12.2	1.5	73	1.022.1000.70
NPT 1 1/4"	43.5	13.5	1.5	86.5	1.022.5400.70
NPT 1 1/2"	51	13.5	1.5	112	1.022.6400.70
NPT 2"	61.2	13.5	1.5	126	1.022.2000.70
NPT 2 1/2"	76.2	13.5	1.5	138	1.022.5200.70

EXIOS cable glands for "Hazardous Areas"

Serrated washer



Material

Stainless steel

RoHS

Suitable for AG	D mm	d mm	s mm	Item-No
M16 x 1.5	26.5	17	1.5	1.329.1600.50
M20 x 1.5	33.5	21.5	1.5	1.329.2000.50
M25 x 1.5	39	26	1.5	1.329.2500.50
M32 x 1.5	48	30.5	1.5	1.329.3200.50
M40 x 1.5	59.5	40.5	1.5	1.329.4000.50
M50 x 1.5	71	51.5	1.5	1.329.5000.50
M63 x 1.5	87	64	1.5	1.329.6300.50
M75 x 1.5	102.5	76.5	1.5	1.329.7500.50
NPT 3/8"	30	19.5	1.5	1.329.3800.70
NPT 1/2"	39	23.5	1.5	1.329.1200.70
NPT 3/4"	42	29.5	1.5	1.329.3400.70
NPT 1"	49.5	35	1.5	1.329.1000.70
NPT 1 1/4"	59.5	44	1.5	1.329.5400.70
NPT 1 1/2"	71	51.5	1.5	1.329.6400.70
NPT 2"	86.6	61.5	1.5	1.329.2000.70
NPT 2 1/2"	102.5	76.5	1.5	1.329.5200.70

CABLE PROTECTION SYSTEMS

Reliable protection for cables: Cables and data lines in the industry are subjected to high loads. Heat and cold, tensile and pressure load as well as abrasion damage the cables and can lead to malfunctions and production losses. HUMMEL cable protecting hoses provide reliable protection against these.

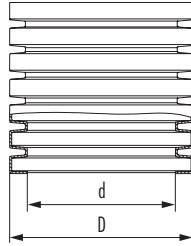
The plastic series made of polyamide and the metal protection hoses provide a suitable solution for every application. A large selection of fittings makes it easy for planners and designers to find the right answer for every requirement.

- // Polyamide Conduit – the flexible cable conduit made of polyamide
- // Polyamide Fitting – cable protection for polyamide conduit, which are able to cope with all installation situations
- // Metal Conduit – resistant corrugated conduit made of galvanised steel
- // Metal Fitting – ideal for all metal protection conduit
- // Metal Conduit Pro – multi-layered version for high loads
- // Metal Fitting Pro – fittings for metal conduit pro in particularly robust applications



Cable protection systems

Polyamide conduit



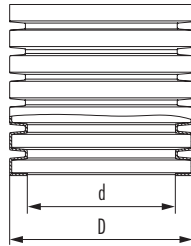
Material	Polyamide
Temperature range	-40°C to +120°C
Colour	grey / black
RAL	7031 / 9005

RoHS

// Raw material according to UL94



Size DN	d mm	D mm	R mm	Item-No grey	Item-No black
6	6.5	10	15	1.510.0600.14	1.510.0601.14
10	10	13	25	1.510.0900.14	1.510.0901.14
12	12	15.8	35	1.510.1100.14	1.510.1101.14
14	14.2	18.4	35	1.510.1300.14	1.510.1301.14
17	16.5	21.2	40	1.510.1600.14	1.510.1601.14
23	23	28.4	45	1.510.2100.14	1.510.2101.14
29	29	34.5	55	1.510.2900.14	1.510.2901.14
37	36	42.5	65	1.510.3600.14	1.510.3601.14
50	48	54.5	80	1.510.4800.14	1.510.4801.14



Material	Polyamide
Temperature range	-40°C to +120°C
Colour	grey / black
RAL	7031 / 9005

RoHS

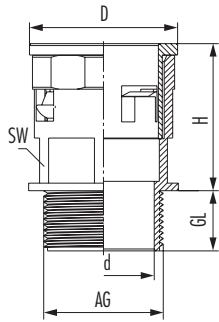
// Raw material according to UL94



Size DN	d mm	D mm	R mm	Item-No grey	Item-No black
6	6.5	10	15	1.527.0600.00	1.527.0601.00
10	10	13	25	1.527.0900.00	1.527.0901.00
12	12	15.8	35	1.527.1100.00	1.527.1101.00
14	14.2	18.4	35	1.527.1300.00	1.527.1301.00
17	16.5	21.2	40	1.527.1600.00	1.527.1601.00
23	23	28.4	45	1.527.2100.00	1.527.2101.00
29	29	34.5	55	1.527.2900.00	1.527.2901.00
37	36	42.5	65	1.527.3600.00	1.527.3601.00
50	48	54.5	80	1.527.4800.00	1.527.4801.00

Cable protection systems

Polyamide fitting (metric, PG)



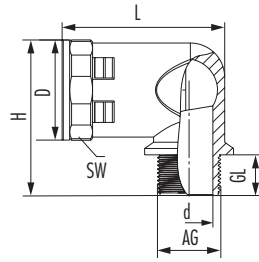
Material	Polyamide
Protection class	IP 55
Temperature range	-30°C to +80°C
Colour	black / grey
RAL	9005 / 7031

RoHS

- // Raw material according to UL94
- // Locknut optional
- // Easy disassembly without tools



AG	d mm	D mm	GL mm	H mm	SW mm	Suitable for polyamide hose DN	Item-No grey	Item-No black
M12	6.9	18.7	11	26	15	6	1.533.1200.50	1.533.1201.50
M16	10.9	21.7	11	26	18	10	1.533.1600.51	1.533.1601.51
M16	10.9	26	11	26.5	20	12	1.533.1600.50	1.533.1601.50
M20	14.7	28	11	31	23	14	1.533.2000.51	1.533.2001.51
M20	15.2	32	13	33	27	17	1.533.2000.50	1.533.2001.50
M25	18.7	39.5	16	39	34	23	1.533.2500.50	1.533.2501.50
M32	25.7	46.5	16	43	40	29	1.533.3200.50	1.533.3201.50
M40	32.7	55.5	16	45.5	50	37	1.533.4000.50	1.533.4001.50
M50	51.4	67.5	16	47.5	62	50	1.533.5000.50	1.533.5001.50
PG 7	6.9	18.7	11	26	15	6	1.533.0700.14	1.533.0701.14
PG 9	10.3	21.7	11	26	18	10	1.533.0900.14	1.533.0901.14
PG 11	13.3	26	11	26.5	20	12	1.533.1100.14	1.533.1101.14
PG 13.5	15.3	28	11	31	23	14	1.533.1300.14	1.533.1301.14
PG 16	16.6	32	13	33	27	17	1.533.1600.14	1.533.1601.14
PG 21	22.3	39.5	16	39	34	23	1.533.2100.14	1.533.2101.14
PG 29	31.7	46.5	16	43	40	29	1.533.2900.14	1.533.2901.14
PG 36	40.5	55.5	16	45.5	50	37	1.533.3600.14	1.533.3601.14
PG 48	51.7	67.5	16	47.5	62	50	1.533.4800.14	1.533.4801.14



Material	Polyamide
Protection class	IP 55
Temperature range	-30°C to +70°C
Colour	grey / black
RAL	7031 / 9005

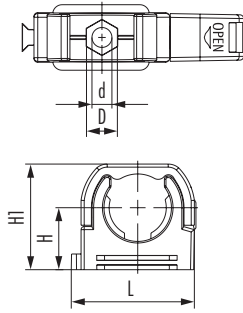
RoHS

- // Raw material according to UL94
- // Locknut optional
- // Easy disassembly without tools

AG	d mm	D mm	GL mm	H mm	L mm	Suitable for polyamide hose DN	Item-No grey	Item-No black
M12	8.2	18.7	11	36.3	35.7	6	1.535.1200.50	1.535.1201.50
M16	10.8	21.7	11	37.3	38.5	10	1.535.1600.51	1.535.1601.51
M16	10.9	26	11	41	43.8	12	1.535.1600.50	1.535.1601.50
M20	14.7	28	11	44	46	14	1.535.2000.51	1.535.2001.51
M20	15.2	32	13	51.5	51	17	1.535.2000.50	1.535.2001.50
M25	18.7	39.5	16	61.2	64.3	23	1.535.2500.50	1.535.2501.50
PG 7	8.2	18.7	11	36.3	35.7	6	1.535.0700.14	1.535.0701.14
PG 9	10.3	21.7	11	37.3	38.5	10	1.535.0900.14	1.535.0901.14
PG 11	13.3	26	11	41	43.8	12	1.535.1100.14	1.535.1101.14
PG 13.5	15.3	28	11	44	46	14	1.535.1300.14	1.535.1301.14
PG 16	16.6	32	13	51.5	51	17	1.535.1600.14	1.535.1601.14
PG 21	22.4	39.5	16	61.2	64.3	23	1.535.2100.14	1.535.2101.14

Cable protection systems

Polyamide fitting clip

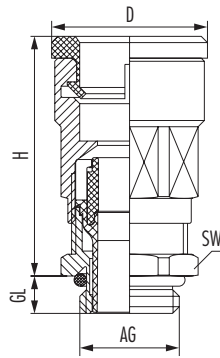


Material	Polyamide
Temperature range	-30°C to +80°C
Colour	black
RAL	9005

RoHS

// Raw material according to UL94

Size DN	d mm	D mm	H mm	H1 mm	L mm	Suitable for polyamide hose DN	Item-No
10	5	7	15.75	27.5	28.7	10	1.534.0901.00
12	5.3	8.3	13.1	24	29.8	12	1.534.1101.00
14	5.3	8.5	17.75	29.3	35.2	14	1.534.1401.00
17	5.3	8.5	19.75	33.2	40.2	17	1.534.1601.00
23	5.3	8.7	23.5	40.5	52.6	23	1.534.2101.00
29	6.5	11	27	48	60.7	29	1.534.2901.00
37	6.5	11	30.4	57	69	37	1.534.3601.00
50	6.5	11	37.9	71	87	50	1.534.4801.00



Material	Nickel-plated brass
Clamping insert	Polyamide
Seal	NBR
Protection class	IP 68 – 10 bar / IP 69 K
Temperature range	-40°C to +100°C

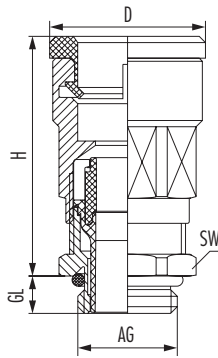
RoHS

- // 2 in 1 cable gland and conduit fitting
- // Easy disassembly without tools

AG	∅ mm	D mm	GL mm	H mm	SW mm	Suitable for polyamide hose DN	Item-No
M16	3 – 7	23	6	36	20	10	1.547.1610.51
M16	5 – 10	23	6	36	20	10	1.547.1610.50
M20	7 – 12	25	6	39.5	24	12	1.547.2012.51
M20	7 – 12	29	6	40.5	28	14	1.547.2014.51
M20	10 – 14	25	6	39.5	24	12	1.547.2012.50
M20	10 – 14	29	6	40.5	28	14	1.547.2014.50
M25	9 – 16	30	7	44.5	30	17	1.547.2517.51
M25	13 – 18	30	7	44.5	30	17	1.547.2517.50
M32	13 – 20	39	8	50.5	40	23	1.547.3223.51
M32	18 – 24	39	8	50.5	40	23	1.547.3223.50
M40	20 – 26	45	8	56.5	50	29	1.547.4029.51
M40	22 – 31	45	8	56.5	50	29	1.547.4029.50
M50	25 – 31	52	9	57.5	57	37	1.547.5037.51
M50	32 – 36	52	9	57.5	57	37	1.547.5037.50
M63	29 – 35	52	10	60.5	68	50	1.547.6350.51
M63	37 – 44	52	10	60.5	68	50	1.547.6350.50

Cable protection systems

Polyamide fitting Duo-Ms (PG, NPT)

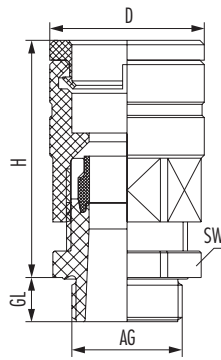


Material	Nickel-plated brass
Clamping insert	Polyamide
Seal	NBR
Protection class	IP 68 – 10 bar / IP 69 K
Temperature range	-40°C to +100°C

RoHS

- // 2 in 1 cable gland and conduit fitting
- // Easy disassembly without tools

AG	∅* mm	D mm	GL mm	H mm	SW mm	Suitable for polyamide hose DN	Item-No
PG 11	3 – 7	23	6	36	50	10	1.548.1110.15
PG 11	5 – 10	23	6	36	20	10	1.548.1110.01
PG 13.5	5 – 9	25	6.5	39.5	24	12	1.548.1312.15
PG 13.5	6 – 12	25	6.5	39.5	24	12	1.548.1312.01
PG 16	7 – 12	29	6.5	40.5	28	14	1.548.1614.15
PG 16	10 – 14	29	6.5	40.5	28	14	1.548.1614.01
PG 21	9 – 16	30	7	44.5	30	17	1.548.2117.15
PG 21	13 – 16	30	7	44.5	30	17	1.548.2117.01
PG 29	13 – 20	39	8	50.5	40	23	1.548.2923.15
PG 29	18 – 24	39	8	50.5	40	23	1.548.2923.01
PG 36	20 – 26	45	8	56.5	50	29	1.548.3629.15
PG 36	22 – 28	45	8	56.5	50	29	1.548.3629.01
PG 42	25 – 31	52	9	57.5	57	37	1.548.4237.15
PG 42	32 – 36	52	9	57.5	57	37	1.548.4237.01
PG 48	29 – 35	52	10	60.5	64	50	1.548.4850.15
PG 48	37 – 44	52	10	60.5	64	50	1.548.4850.01
NPT 1/2"	7 – 12	29	13	40.5	28	14	1.547.1214.71
NPT 1/2"	10 – 14	29	13	40.5	28	14	1.547.1214.70
NPT 3/4"	9 – 16	30	13	44.5	30	17	1.547.3417.71
NPT 3/4"	13 – 18	30	13	44.5	30	17	1.547.3417.70
NPT 1"	13 – 20	39	19	50.5	40	23	1.547.1023.71
NPT 1"	18 – 24	39	19	50.5	40	23	1.547.1023.70



Material	Polyamide
Seal	NBR
Protection class	IP 68 – 10 bar / IP 69 K
Temperature range	-40°C to +100°C
Colour	black
RAL	9005

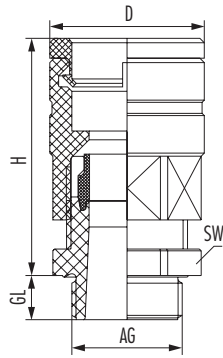
RoHS

- // 2 in 1 cable gland and conduit fitting
- // Easy disassembly without tools

AG	∅* mm	D mm	GL mm	H mm	SW mm	Suitable for polyamide hose DN	Item-No
M16	3 – 7	23	8	40	22	10	1.542.1610.51
M16	5 – 10	23	8	40	22	10	1.542.1610.50
M20	5 – 9	25	10	44	24	12	1.542.2012.51
M20	6 – 12	25	10	44	24	12	1.542.2012.50
M20	7 – 12	29	10	46	27	14	1.542.2014.51
M20	10 – 14	29	10	46	27	14	1.542.2014.50
M25	9 – 16	30	11	50	33	17	1.542.2517.51
M25	13 – 18	30	11	50	33	17	1.542.2517.50
M32	13 – 20	39	11	60	42	23	1.542.3223.51
M32	18 – 24	39	11	60	42	23	1.542.3223.50
M40	20 – 26	45	13	69	53	29	1.542.4029.51
M40	22 – 31	45	13	69	53	29	1.542.4029.50
M50	25 – 31	52	13	74	60	37	1.542.5037.51
M50	32 – 36	52	13	74	60	37	1.542.5037.50
M63	29 – 35	52	14	79	68	50	1.542.6350.51
M63	37 – 44	52	14	79	68	50	1.542.6350.50

Cable protection systems

Polyamide fitting Duo-PA (PG, NPT)

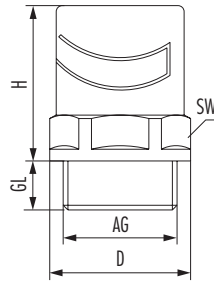


Material	Polyamide
Seal	NBR
Protection class	IP 68 – 10 bar / IP 69 K
Temperature range	-40°C to +100°C
Colour	black
RAL	9005

RoHS

- // 2 in 1 cable gland and conduit fitting
- // Easy disassembly without tools

AG	∅ mm	D mm	GL mm	H mm	SW mm	Suitable for polyamide hose DN	Item-No
PG 11	3 – 7	23	8	40	22	10	1.543.1110.15
PG 11	5 – 10	23	8	40	22	10	1.543.1110.14
PG 13.5	5 – 9	25	9	44	24	12	1.543.1312.15
PG 13.5	6 – 12	25	9	44	24	12	1.543.1312.14
PG 16	7 – 12	29	10	47	27	14	1.543.1614.15
PG 16	10 – 14	29	10	47	27	14	1.543.1614.14
PG 21	9 – 16	30	11	50	33	17	1.543.2117.15
PG 21	13 – 16	30	11	50	33	17	1.543.2117.14
PG 29	13 – 20	39	11	60	42	23	1.543.2923.15
PG 29	18 – 24	39	11	60	42	23	1.543.2923.14
PG 36	20 – 26	45	13	69	53	29	1.543.3629.15
PG 36	22 – 31	45	13	69	53	29	1.543.3629.14
PG 42	25 – 31	52	13	74	60	37	1.543.4237.15
PG 42	32 – 36	52	13	74	60	37	1.543.4237.14
PG 48	29 – 35	52	14	79	68	50	1.543.6350.15
PG 48	37 – 44	52	14	79	68	50	1.543.6350.14
NPT 1/2"	7 – 12	29	13	46	27	14	1.542.1214.71
NPT 1/2"	10 – 14	29	13	46	27	14	1.542.1214.70
NPT 3/4"	9 – 16	30	14	50	33	17	1.542.3417.71
NPT 3/4"	13 – 18	30	14	50	33	17	1.542.3417.70
NPT 1"	13 – 20	39	19	60	42	23	1.542.1023.71
NPT 1"	18 – 24	39	19	60	42	23	1.542.1023.70
NPT 1 1/2"	22 – 31	45	20	69	53	29	1.542.6429.70



Material	Polyamide
Protection class	IP 54 / IP 65 in case of fixed mounting and o-ring on the connection thread
Temperature range	-20°C to +80°C
Colour	grey / black
RAL	7031 / 9005

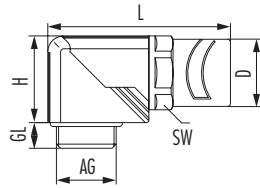
RoHS

// Protection against unintended disconnect. Use screwdriver to disassemble

AG	D mm	GL mm	H mm	SW mm	Suitable for polyamide hose DN	Item-No grey	Item-No black
M16 x 1.5	20	8	23	17	10	1.511.1600.50	1.511.1601.50
M20 x 1.5	26.5	9	28	24	14	1.511.2000.50	1.511.2001.50
M25 x 1.5	38.5	11	32	35	23	1.511.2500.50	1.511.2501.50
M32 x 1.5	46	11	35	42	29	1.511.3200.50	1.511.3201.50
PG 9	19	8	23	17	10	1.511.0900.14	1.511.0901.14
PG 11	23	8	25	21	12	1.511.1100.14	1.511.1101.14
PG 13.5	26.5	9	28	24	14	1.511.1300.14	1.511.1301.14
PG 16	30	10	29	27	17	1.511.1600.14	1.511.1601.14
PG 21	38.5	11	32	35	23	1.511.2100.14	1.511.2101.14
PG 29	46	11	35	42	29	1.511.2900.14	1.511.2901.14
PG 36	54.5	13	41	50	37	1.511.3600.14	1.511.3601.14
PG 48	70	14	46	64	50	1.511.4800.14	1.511.4801.14
NPT 3/8"	19	15	23	17	10	1.511.3800.70	1.511.3801.70
NPT 1/2"	30	13	29	27	17	1.511.1216.70	1.511.1217.70
NPT 3/4"	38.5	13	32	35	23	1.511.3400.70	1.511.3401.70
NPT 1"	46	15	35	42	29	1.511.1000.70	1.511.1001.70

Cable protection systems

Polyamide fitting W (metric, PG, NPT)

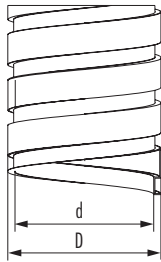


Material	Polyamide
Protection class	IP 54 / IP 65 in case of fixed mounting and o-ring on the connection thread / IP 65 in case of fixed mounting
Temperature range	-20°C to +80°C
Colour	black
RAL	9005

RoHS

// Protection against unintended disconnect. Use screwdriver to disassemble

AG	D mm	GL mm	H mm	L mm	SW mm	Suitable for polyamide hose DN	Item-No
M16 x 1.5	20	8	23	43	19	10	1.513.1601.50
M20 x 1.5	26.5	9	30.5	52	24	14	1.513.2001.50
M25 x 1.5	38.5	11	40	70	33	23	1.513.2501.50
M32 x 1.5	46	11	51.5	83	42	29	1.513.3201.50
PG 9	19	8	23	43	19	10	1.513.0901.14
PG 11	23	8	27	48	22	12	1.513.1101.14
PG 13.5	26.5	9	30.5	52	24	14	1.513.1301.14
PG 16	30	10	32.5	56	27	17	1.513.1601.14
PG 21	38.5	11	40	70	33	23	1.513.2101.14
PG 29	46	11	51.5	83	42	29	1.513.2901.14
NPT 3/8"	19	15	23	43	19	10	1.513.3801.70
NPT 1/2"	30	13	32.5	56	27	17	1.513.1217.70
NPT 3/4"	38.5	13	40	70	33	23	1.513.3401.70
NPT 1"	46	15	51.5	83	42	29	1.513.1001.70



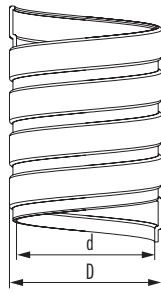
Material	Galvanised steel
Protection class	IP 40
Temperature range	-100°C to +300°C

RoHS

Size DN	d mm	D mm	R mm	Item-No
7	7.5	10.5	25	1.560.0760.00
9	9	12	30	1.560.0960.00
11	11	14	30	1.560.1160.00
14	14	17	40	1.560.1460.00
16	16	19	45	1.560.1660.00
21	21	24	55	1.560.2160.00
26	26	30	55	1.560.2660.00
37	37	41	80	1.560.3760.00
40	40	44	80	1.560.4060.00
51	51	55	90	1.560.5160.00

Cable protection systems

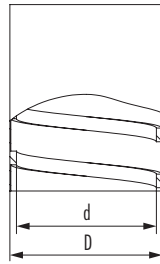
Metal conduit B



Material	PVC / Galvanised steel
Protection class	IP 65
Temperature range	-15°C to +70°C

RoHS

Size DN	d mm	D mm	R mm	Item-No
7	7.5	11.5	25	1.561.0761.00
9	9	13	30	1.561.0961.00
11	11	15	30	1.561.1161.00
14	14	18	40	1.561.1461.00
16	16	20	45	1.561.1661.00
21	21	25	55	1.561.2161.00
26	26	31	55	1.561.2661.00
37	37	42	80	1.561.3761.00
40	40	45	80	1.561.4061.00
51	51	56	90	1.561.5161.00



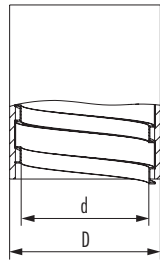
Material	PVC / Galvanised steel
Protection class	IP 66
Temperature range	-20°C to +105°C

RoHS

Size DN	d mm	D mm	R mm	Item-No
10	10.3	16	40	1.562.1061.00
12	12.3	18	45	1.562.1261.00
16	15.5	21	65	1.562.1661.00
21	20.9	26.5	100	1.562.2161.00
26	26.5	33.3	135	1.562.2761.00
35	35	42	175	1.562.3561.00
40	40	48.2	230	1.562.4061.00
51	51.5	60	280	1.562.5161.00

Cable protection systems

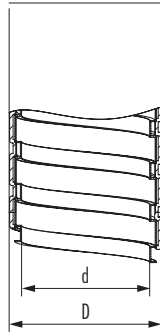
Metal conduit pro B



Material	Galvanised steel
Protection class	IP 40
Temperature range	-100°C to +300°C

RoHS

Size DN	d mm	D mm	R mm	Item-No
9	9	14	30	1.563.0960.00
11	11	16	35	1.563.1160.00
13	13	17.5	40	1.563.1360.00
16	16	21	45	1.563.1660.00
21	21	26	55	1.563.2160.00
26	26	32	70	1.563.2660.00
35	35	41	80	1.563.3560.00
40	40	46	90	1.563.4060.00
51	51	57	90	1.563.5160.00



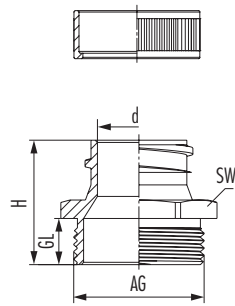
Material	PVC / Galvanised steel
Protection class	IP 65
Temperature range	-15°C to +70°C

RoHS

Size DN	d mm	D mm	R mm	Item-No
9	9	15	30	1.564.0960.00
11	11	17	35	1.564.1160.00
13	13	18.5	40	1.564.1360.00
16	16	22	45	1.564.1660.00
21	21	27	55	1.564.2160.00
26	26	33	70	1.564.2660.00
35	35	42	80	1.564.3560.00
40	40	47	90	1.564.4060.00
51	51	58	90	1.564.5160.00

Cable protection systems

Metal fitting (metric, PG, NPT)

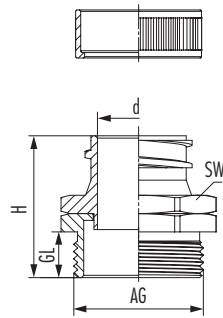


Material	Nickel-plated brass
Protection class	IP 54
Temperature range	-20°C to +80°C

RoHS

- // Fixed mounted conduit fitting
- // Locknut optional

AG	d mm	GL mm	H mm	SW mm	Suitable for metal hose		Item-No
					DN		
M12	6	8	24	15	7		1.570.1260.50
M16	7	8	24	20	9		1.570.1660.51
M16	9	10	26	20	11		1.570.1660.50
M20	12	10	26	22	14		1.570.2060.51
M20	14	10	26	22	16		1.570.2060.50
M25	18	10	27	28	21		1.570.2560.50
M32	23	12	31	35	26		1.570.3260.50
M40	33.5	14	36	45	37		1.570.4060.50
M50	37	14	36	55	40		1.570.5060.50
M63	46	14	36	65	51		1.570.6360.50
PG 7	6	8	24	15	7		1.570.0760.14
PG 9	7	8	24	17	9		1.570.0960.14
PG 11	9	10	26	20	11		1.570.1160.14
PG 13.5	12	10	26	22	14		1.570.1360.14
PG 16	14	10	26	24	16		1.570.1660.14
PG 21	18	10	27	30	21		1.570.2160.14
PG 29	23	12	31	40	26		1.570.2960.14
PG 36	33.5	14	36	50	37		1.570.3660.14
PG 42	37	14	36	60	40		1.570.4260.14
PG 48	46	14	36	65	51		1.570.4860.14
NPT 1/4"	6	10	26	15	7		1.570.1460.70
NPT 3/8"	7	11.5	27.5	20	9		1.570.3860.71
NPT 3/8"	9	11.5	27.5	20	11		1.570.3860.70
NPT 1/2"	12	13	29	22	14		1.570.1260.71
NPT 1/2"	14	13	29	22	16		1.570.1260.70
NPT 3/4"	18	15	32	28	21		1.570.3460.70
NPT 1"	23	16	38	45	37		1.570.1060.70
NPT 1 1/4"	33.5	18	40	55	40		1.570.5460.70
NPT 1 1/2"	37.5	20	42	65	51		1.570.6460.70
NPT 2"	20	15	34	35	26		1.570.2060.70



Material Nickel-plated brass

Protection class IP 54

Temperature range -20°C to +80°C

RoHS

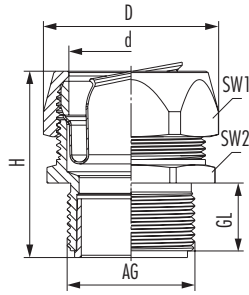
// Swivel conduit fitting

// Locknut optional

AG	d mm	GL mm	H mm	SW mm	Suitable for metal hose		Item-No
					DN		
M12	6	8	27	15	7		1.571.1260.50
M16	7	8	27	20	9		1.571.1660.51
M16	9	10	29	20	11		1.571.1660.50
M20	12	10	29	22	14		1.571.2060.51
M20	14	10	29	22	16		1.571.2060.50
M25	18	10	31	28	21		1.571.2560.50
M32	23	12	35	35	26		1.571.3260.50
M40	33.5	14	41	45	37		1.571.4060.50
M50	37	14	41	55	40		1.571.5060.50
M63	46	14	41	65	51		1.571.6360.50
PG 7	6	8	27	15	7		1.571.0760.14
PG 9	7	8	27	17	9		1.571.0960.14
PG 11	9	10	29	20	11		1.571.1160.14
PG 13.5	12	10	29	22	14		1.571.1360.14
PG 16	14	10	29	24	16		1.571.1660.14
PG 21	18	10	31	30	21		1.571.2160.14
PG 29	23	12	35	40	26		1.571.2960.14
PG 36	33.5	14	41	50	37		1.571.3660.14
PG 42	37	14	41	60	40		1.571.4260.14
PG 48	46	14	41	65	51		1.571.4860.14
NPT 1/4"	6	10	26	15	7		1.571.1460.70
NPT 3/8"	7	11.5	27.5	20	9		1.571.3860.71
NPT 3/8"	9	11.5	27.5	20	11		1.571.3860.70
NPT 1/2"	12	13	29	22	14		1.571.1260.71
NPT 1/2"	14	13	29	22	16		1.571.1260.70
NPT 3/4"	18	15	32	28	21		1.571.3460.70
NPT 1"	23	15	34	35	26		1.571.1060.70
NPT 1 1/4"	33.5	16	38	45	37		1.571.5460.70
NPT 1 1/2"	37	18	40	55	40		1.571.6460.70
NPT 2"	46	20	42	65	51		1.571.2060.70

Cable protection systems

Metal fitting pro (metric, PG, NPT)

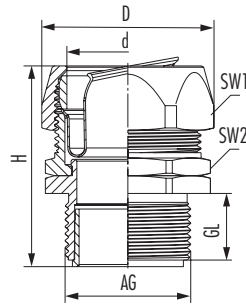


Material	Nickel-plated brass
Protection class	IP 67
Temperature range	-20°C to +80°C

RoHS

- // Fixed mounted conduit fitting
- // Locknut optional

AG	d mm	D mm	GL mm	H mm	SW1/SW2 mm	Fits to Metal-Conduit Pro A DN	Fits to Metal-Conduit Pro B C DN	Item-No
M12	16.5	24.5	10	31	20/22	09	10	1.572.1260.50
M16	19	29.2	10	35	20/22	11	12	1.572.1660.51
M16	22	32.6	11.5	39	24/26	12	13	1.572.1660.50
M20	22	32.6	13	38.7	27/29	16		1.572.2060.50
M25	27.5	38.8	15	41	33/35	21		1.572.2560.50
M32	34.5	50	15	49	43/45	26	27	1.572.3260.50
M40	43.5	60	16	51	52/54	35		1.572.4060.50
M50	49.5	69.3	18	61	60/63	40		1.572.5060.50
M63	62	85	20	73	74/77	51		1.572.6360.50
PG 7	16.5	24.5	10	31	20/22	09	10	1.572.0760.14
PG 9	16.5	24.5	10	31	20/22	11	12	1.572.0960.14
PG 11	19	29.2	11.5	35	24/26	12	13	1.572.1160.14
PG 13.5	22	32.6	13	39	27/29	16		1.572.1360.14
PG 16	22	32.6	13	38.7	27/29	16		1.572.1660.14
PG 21	27.5	38.8	15	41	33/35	21		1.572.2160.14
PG 29	34.5	50	15	49	43/45	26	27	1.572.2960.14
PG 36	43.5	60	16	51	52/54	35		1.572.3660.14
PG 42	49.5	69.3	18	61	60/63	40		1.572.4260.14
PG 48	62	85	20	73	74/77	51		1.572.4860.14
NPT 1/4"	62	85	20	73	74/77	51		1.572.2060.70
NPT 3/8"	49.5	69.3	18	61	60/63	40		1.572.6460.70
NPT 1/2"	43.5	60	16	51	52/54	35		1.572.5460.70
NPT 3/4"	34.5	50	15	49	43/45	26	27	1.572.1060.70
NPT 1"	27.5	38.8	15	41	33/35	21		1.572.3460.70
NPT 1 1/4"	22	32.6	13	38.7	27/29	16		1.572.1260.70
NPT 1 1/2"	19	29.2	11.5	35	20/22	12	13	1.572.3860.70
NPT 2"	16.5	24.5	10	31	20/22	10	11	1.572.1460.70



Material Nickel-plated brass

Protection class IP 67

Temperature range -20°C to +80°C

// Swivel conduit fitting

// Locknut optional

RoHS

AG	d mm	D mm	GL mm	H mm	SW1/SW2 mm	Fits to Metal-Conduit Pro A DN	Fits to Metal-Conduit Pro B C DN	Item-No
M12	16.5	24.5	10	34	20/22	09	10	1.573.1260.50
M16	19	29.2	10	35	20/22	11	12	1.573.1660.51
M16	22	32.6	11.5	37	24/26	12	13	1.573.1660.50
M20	22	32.6	13	41	27/29	16		1.573.2060.50
M25	27.5	38.8	15	44	33/35	21		1.573.2560.50
M32	34.5	50	15	51	43/45	26	27	1.573.3260.50
M40	43.5	60	16	54	52/54	35		1.573.4060.50
M50	49.5	69.3	18	64	60/63	40		1.573.5060.50
M63	62	85	20		74/77	51		1.573.6360.50
PG 7	16.5	24.5	10	34	20/22	09	10	1.573.0760.14
PG 9	16.5	24.5	10	34	20/22	11	12	1.573.0960.14
PG 11	19	29.2	11.5	35	24/26	12	13	1.573.1160.14
PG 13.5	22	32.6	13	37	27/29	16		1.573.1360.14
PG 16	22	32.6	13	41	27/29	16		1.573.1660.14
PG 21	27.5	38.8	15	44	33/35	21		1.573.2160.14
PG 29	34.5	50	15	51	43/45	26	27	1.573.2960.14
PG 36	43.5	60	16	54	52/54	35		1.573.3660.14
PG 42	49.5	69.3	18	64	60/63	40		1.573.4260.14
PG 48	62	85	20	76	74/77	51		1.573.4860.14
NPT 1/4"	16.5	24.5	10	35	20/22	10	11	1.573.1460.70
NPT 3/8"	19	29.2	11.5	37	20/22	12	13	1.573.3860.70
NPT 1/2"	22	32.6	13	41	27/29	16		1.573.1260.70
NPT 3/4"	27.5	38.8	15	44	33/35	21		1.573.3460.70
NPT 1"	34.5	50	15	51	43/45	26	27	1.573.1060.70
NPT 1 1/4"	43.5	60	16	54	52/54	35		1.573.5460.70
NPT 1 1/2"	49.5	69.3	18	64	60/63	40		1.573.6460.70
NPT 2"	62	85	20	76	74/77	51		1.573.2060.70

Item-No	Description	Page	Item-No	Description	Page	Item-No	Description	Page
1.315.	90° Snap Elbow (metric, PG, NPT)	116	1.662.	HSK-INOX-PVDF-Ex (metric, PG)	150	1.692.	HSK-MZ-EMC (metric/-long, PG/-long)	64
1.239.	Adapter E-M-PA type A (metric, PG)	112	1.633.	HSK-INOX-PVDF-Ex d (metric, NPT)	156	1.692.	HSK-MZ-EMC (NPT)	65
1.239.	Adapter E-M-PA type C (metric, PG)	113	1.209.	HSK-K (metric)	11	1.617.	HSK-MZ-EMC-Ex (metric, PG, NPT)	163
1.033.	Adapter E-Ms (metric, PG)	115	1.209.	HSK-K (metric-long)	12	1.667.	HSK-MZ-EMC-PVDF-Ex (PG, NPT)	164
1.233.	Adapter K-FS (PG)	114	1.209.	HSK-K (NPT)	15	1.611.	HSK-MZ-Ex (metric, PG, NPT)	147
1.272.	Adapter R-FS type A (metric)	100	1.209.	HSK-K (PG)	13	1.628.	HSK-MZ-Ex d (metric, NPT)	154
1.272.	Adapter R-FS type B (PG)	101	1.209.	HSK-K (PG-long)	14	1.669.	HSK-MZ-PVDF (metric, PG, NPT)	42
1.236.	Adapter R-FS type C (PG)	102	1.292.	HSK-K-Ex-Active (metric/-long)	132	1.661.	HSK-MZ-PVDF-Ex (metric, PG, NPT)	148
1.071.	Adapter R-H (metric, PG)	106	1.292.	HSK-K-Ex-Active (NPT)	133	1.313.	HSK-W (metric, PG, NPT)	22
1.273.	Adapter R-M-PA type A (metric, PG)	103	1.587.	HSK-K-Flaka (metric, PG, NPT)	17	1.317.	HSK-W rotating version (PG)	23
1.273.	Adapter R-M-PA type B (metric, PG)	104	1.582.	HSK-K-Flaka-Ex-Active (metric, NPT)	135	1.314.	HSK-W-Flex (metric, PG, NPT)	24
1.273.	Adapter R-M-PA type C (metric, PG)	105	1.293.	HSK-K-Flex (metric/-long, PG/-long)	20	1.106.	HSK-XL (metric, G)	46
1.039.	Adapter RE-Ms (metric, PG)	108	1.293.	HSK-K-Flex (NPT)	21	1.263.	Locknut for breather drain GM-KS (metric)	85
1.171.	Adapter RE-Ms (metric, PG, NPT)	109	1.597.	HSK-K-Multi (metric, PG, NPT)	16	1.167.	Locknut GM-EMC (metric, PG)	87
1.094.	Adapter RS-INOX (metric, PG)	110	1.581.	HSK-K-Multi-Ex-Active (metric, NPT)	134	1.262.	Locknut GM-FS (metric, PG, NPT)	84
1.097.	Adapter RSD-INOX (metric, PG)	111	1.215.	HSK-K-MZ-Ex (metric, PG)	136	1.161.	Locknut GM-INOX (metric, PG)	88
1.898.	Adapter RSD-INOX-Ex d (metric)	191	1.299.	HSK-K-PVDF (metric, NPT)	18	1.161.	Locknut GM-Ms (metric, PG, G)	86
1.899.	Adapter RSD-INOX-VMQ-Ex d (metric)	192	1.299.	HSK-K-PVDF (PG)	19	1.560.	Metal conduit A	221
1.077.	Adapter RSD-Ms (metric, PG)	107	1.590.	HSK-KE (PG)	25	1.561.	Metal conduit B	222
1.078.	Adapter RSD-Ms-Ex (metric, PG)	185	1.591.	HSK-KR (PG)	26	1.562.	Metal conduit pro A	223
1.878.	Adapter RSD-Ms-Ex d (metric)	187	1.609.	HSK-M (metric/-long)	29	1.563.	Metal conduit pro B	224
1.079.	Adapter RSD-Ms-VMQ-Ex (metric, PG)	186	1.609.	HSK-M (NPT)	31	1.564.	Metal conduit pro C	225
1.879.	Adapter RSD-Ms-VMQ-Ex d (metric)	188	1.609.	HSK-M (PG/-long)	30	1.570.	Metal fitting (metric, PG, NPT)	226
1.213.	Breather drain KS (metric)	126	1.610.	HSK-M Ex (metric)	137	1.574.	Metal fitting clip	230
1.143.	Compression clamp KLE (metric, PG)	127	1.610.	HSK-M Ex (metric-long)	138	1.572.	Metal fitting pro (metric, PG, NPT)	228
1.101.	DIN 46320 metal (PG)	79	1.691.	HSK-M-EMC (metric/-long)	58	1.573.	Metal fitting pro S (metric, PG, NPT)	229
1.202.	DIN 46320 plastic (PG)	78	1.691.	HSK-M-EMC (NPT)	60	1.571.	Metal fitting S (metric, PG, NPT)	227
1.680.	DIN 46320 SE (PG)	81	1.691.	HSK-M-EMC (PG/-long)	59	1.607.	METRICA-M-EMC-E (metric)	57
1.105.	DIN 46320 Z (metric, PG)	80	1.631.	HSK-M-EMC-D (metric/-long)	55	1.089.	Multiple cable insertion HSK-ME	121
1.681.	DIN 46320 ZSE (PG)	82	1.631.	HSK-M-EMC-D (PG, NPT)	56	1.321.	O-Rings	123
1.022.	Earthtag	207	1.636.	HSK-M-EMC-D-Ex (metric, PG)	158	1.280.	Plug HSK-V	92
1.608.	EXIOS A2F brass (metric, NPT)	202	1.646.	HSK-M-EMC-Ex (metric)	159	1.296.	Plug HSK-V-Ex	169
1.608.	EXIOS A2F INOX (metric, NPT)	204	1.616.	HSK-M-EMC-Ex (NPT)	161	1.296.	Plug HSK-V-Ex (MZ version)	170
1.608.	EXIOS A2F nickel-plated brass (metric, NPT)	203	1.616.	HSK-M-EMC-Ex (PG)	160	1.098.	Plug RSD-INOX-Ex (metric, PG)	189
1.606.	EXIOS Barrier brass (metric, NPT)	199	1.666.	HSK-M-EMC-PVDF-Ex (PG, NPT)	162	1.099.	Plug RSD-INOX-VMQ-Ex (metric, PG)	190
1.606.	EXIOS Barrier INOX (metric, NPT)	201	1.610.	HSK-M-Ex (NPT)	141	1.297.	Plug V-Ex (metric, PG)	168
1.606.	EXIOS Barrier nickel-plated brass (metric, NPT)	200	1.610.	HSK-M-Ex (PG long)	140	1.152.	Plug V-INOX metric (metric, PG)	97
1.675.	EXIOS MZ brass (metric, NPT)	197	1.610.	HSK-M-Ex (PG)	139	1.192.	Plug V-INOX-Ex (metric, PG)	178
1.675.	EXIOS MZ nickel-plated brass (metric, NPT)	198	1.622.	HSK-M-Ex d (metric)	151	1.895.	Plug V-INOX-Ex d (metric)	181
1.605.	EXIOS Standard brass (metric, NPT)	194	1.622.	HSK-M-Ex d (NPT)	152	1.897.	Plug V-INOX-Ex d (NPT)	184
1.605.	EXIOS Standard INOX (metric, NPT)	196	1.688.	HSK-M-Flaka (metric, PG, NPT)	36	1.193.	Plug V-INOX-FKM-Ex (metric, PG)	179
1.605.	EXIOS Standard nickel-plated brass (metric, NPT)	195	1.689.	HSK-M-Flaka-Ex (metric, PG, NPT)	146	1.896.	Plug V-INOX-FKM-Ex d (metric)	182
1.306.	Flange elbow FW-T (PG)	119	1.623.	HSK-M-Flex (metric/-long, PG/-long)	37	1.194.	Plug V-INOX-VMQ-Ex (metric, PG)	180
1.306.	Flange elbow FW-ZN (metric, PG)	120	1.623.	HSK-M-Flex (NPT)	38	1.897.	Plug V-INOX-VMQ-Ex d (metric)	183
1.091.	Flat cable insertion HSK-Flaka	122	1.624.	HSK-M-Flex-EMC (metric/-long, PG/-long)	62	1.197.	Plug V-Ms-Ex (metric, PG)	171
1.312.	Foldable flange elbow KF-G type A (metric, PG)	117	1.624.	HSK-M-Flex-EMC (NPT)	63	1.875.	Plug V-Ms-Ex d (metric)	174
1.312.	Foldable flange elbow KF-G type B (metric, PG)	118	1.697.	HSK-M-Multi (metric, PG, NPT)	35	1.877.	Plug V-Ms-Ex d (NPT)	177
1.675.	HSK-INOX (metric)	47	1.687.	HSK-M-Multi-Ex (metric, PG, NPT)	145	1.198.	Plug V-Ms-FKM-Ex (metric, PG)	172
1.675.	HSK-INOX (PG, NPT)	48	1.699.	HSK-M-PVDF (metric/-long)	32	1.876.	Plug V-Ms-FKM-Ex d (metric)	175
1.693.	HSK-INOX-EMC (metric, PG)	67	1.699.	HSK-M-PVDF (NPT)	34	1.199.	Plug V-Ms-VMQ-Ex (metric, PG)	173
1.673.	HSK-INOX-EMC-Ex (metric, PG)	165	1.699.	HSK-M-PVDF (PG/-long)	33	1.877.	Plug V-Ms-VMQ-Ex d (metric)	176
1.612.	HSK-INOX-Ex (metric, PG)	149	1.698.	HSK-M-PVDF-EMC (metric, PG)	61	1.251.	Plug V-N-FS (metric, PG)	89
1.632.	HSK-INOX-Ex d (metric, NPT)	155	1.660.	HSK-M-PVDF-Ex (metric/-long)	142	1.052.	Plug V-N-Ms (metric, PG)	93
1.740.	HSK-INOX-HD (metric)	74	1.660.	HSK-M-PVDF-Ex (NPT)	144	1.052.	Plug V-N-Ms-SD (metric, PG)	94
1.740.	HSK-INOX-HD-Pro (metric)	75	1.660.	HSK-M-PVDF-Ex (PG/-long)	143	1.255.	Plug V-NE (metric, PG)	90
1.676.	HSK-INOX-PVDF (metric)	49	1.634.	HSK-M-PVDF-Ex d (metric, NPT)	153	1.155.	Plug V-NE-Ms (metric, PG)	95
1.676.	HSK-INOX-PVDF (PG)	50	1.309.	HSK-M-W (metric, PG)	39	1.156.	Plug V-NE-Ms-SD (metric, PG)	96
			1.106.	HSK-Mini (metric/-long, PG)	43	1.256.	Plug V-NE-SD (metric, PG)	91
			1.106.	HSK-Mini (metric/-long)	44	1.510.	Polyamide conduit	210
			1.119.	HSK-Mini EMC (metric)	66	1.527.	Polyamide conduit Slit	211
			1.129.	HSK-Mini-INOX (metric)	45	1.533.	Polyamide fitting (metric, PG)	212
			1.690.	HSK-MZ (metric/-long, PG/-long)	40	1.535.	Polyamide fitting 90 (metric, PG)	213
			1.690.	HSK-MZ (NPT)	41	1.534.	Polyamide fitting clip	214

Index alphabetical

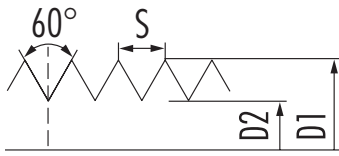
Item-No	Description	Page
1.547.	Polyamide fitting Duo-Ms (metric)	215
1.548.	Polyamide fitting Duo-Ms (PG, NPT)	216
1.542.	Polyamide fitting Duo-PA (metric)	217
1.543.	Polyamide fitting Duo-PA (PG, NPT)	218
1.511.	Polyamide fitting N (metric, PG, NPT)	219
1.513.	Polyamide fitting W (metric, PG, NPT)	220
1.802.	PVC shroud	206
1.329.	Serrated washer	208
1.326.	Thread seal ring	205
1.325.	Thread seal ring made of fibre composite material	125
1.325.	Thread seal ring made of polyethylene	124
1.282.	Threaded sealing plug WN (metric)	99
1.250.	Unthreaded sealing plug DS	98
1.752.	VariaPro FKM (metric)	73
1.750.	VariaPro Rail (metric)	71
1.751.	VariaPro Temp (metric)	72
1.106.	WADI-A-FKM (metric, PG)	51

Item-No	Description	Page	Item-No	Description	Page	Item-No	Description	Page
1.022.	Earthtag	207	1.312.	Foldable flange elbow KF-G type A (metric, PG)	117	1.660.	HSK-M-PVDF-Ex (metric/-long)	142
1.033.	Adapter E-Ms (metric, PG)	115	1.313.	HSK-W (metric, PG, NPT)	22	1.661.	HSK-MZ-Ex (metric, PG, NPT)	147
1.039.	Adapter RE-Ms (metric, PG)	108	1.314.	HSK-W-Flex (metric, PG, NPT)	24	1.662.	HSK-INOX-PVDF-Ex (metric, PG)	150
1.052.	Plug V-N-Ms (metric, PG)	93	1.315.	90° Snap Elbow (metric, PG, NPT)	116	1.666.	HSK-M-EMC-PVDF-Ex (PG, NPT)	162
1.071.	Adapter R-H (metric, PG)	106	1.316.	90° Snap Elbow (metric, PG, NPT)	116	1.667.	HSK-MZ-EMC-PVDF-Ex (PG, NPT)	164
1.076.	Adapter R-H (metric, PG)	106	1.317.	HSK-W rotating version (PG)	23	1.669.	HSK-MZ-PVDF (metric, PG, NPT)	42
1.077.	Adapter RSD-Ms (metric, PG)	107	1.321.	O-Rings	123	1.673.	HSK-INOX-EMC-Ex (metric, PG)	165
1.078.	Adapter RSD-Ms-Ex (metric, PG)	185	1.325.	Thread seal ring made of polyethylene	124	1.675.	HSK-INOX (metric)	47
1.079.	Adapter RSD-Ms-VMQ-Ex (metric, PG)	186	1.326.	Thread seal ring	205	1.676.	HSK-INOX-PVDF (metric)	49
1.089.	Multiple cable insertion HSK-ME	121	1.329.	Serrated washer	208	1.680.	DIN 46320 SE (PG)	81
1.091.	Flat cable insertion HSK-Flaka	122	1.510.	Polyamide conduit	210	1.681.	DIN 46320 ZSE (PG)	82
1.094.	Adapter RS-INOX (metric, PG)	110	1.511.	Polyamide fitting N (metric, PG, NPT)	219	1.687.	HSK-M-Multi-Ex (metric, PG, NPT)	145
1.097.	Adapter RSD-INOX (metric, PG)	111	1.513.	Polyamide fitting W (metric, PG, NPT)	220	1.688.	HSK-M-Flaka (metric, PG, NPT)	36
1.098.	Plug RSD-INOX-Ex (metric, PG)	189	1.527.	Polyamide fitting Slit	211	1.689.	HSK-M-Flaka-Ex (metric, PG, NPT)	146
1.099.	Plug RSD-INOX-VMQ-Ex (metric, PG)	190	1.533.	Polyamide fitting (metric, PG)	212	1.690.	HSK-MZ (metric/-long, PG/-long)	40
1.101.	DIN 46320 metal (PG)	79	1.534.	Polyamide fitting clip	214	1.691.	HSK-M-EMC (metric/-long)	58
1.105.	DIN 46320 Z (metric, PG)	80	1.535.	Polyamide fitting 90 (metric, PG)	213	1.692.	HSK-MZ-EMC (metric/-long, PG/-long)	64
1.106.	HSK-Mini (metric/-long, PG)	43	1.542.	Polyamide fitting Duo-PA (metric)	217	1.693.	HSK-INOX-EMC (metric, PG)	67
1.112.	HSK-Mini (metric/-long, PG)	43	1.543.	Polyamide fitting Duo-PA (PG, NPT)	218	1.695.	HSK-INOX (metric)	47
1.119.	HSK-Mini EMC (metric)	66	1.547.	Polyamide fitting Duo-Ms (metric)	215	1.696.	HSK-INOX-PVDF (metric)	49
1.129.	HSK-Mini-INOX (metric)	45	1.548.	Polyamide fitting Duo-Ms (PG, NPT)	216	1.697.	HSK-M-Multi (metric, PG, NPT)	35
1.143.	Compression clamp KLE (metric, PG)	127	1.560.	Metal conduit A	221	1.698.	HSK-M-PVDF-EMC (metric, PG)	61
1.152.	Plug V-INOX metric (metric, PG)	97	1.561.	Metal conduit B	222	1.699.	HSK-M-PVDF (metric/-long)	32
1.153.	Plug V-INOX metric (metric, PG)	97	1.562.	Metal conduit pro A	223	1.625.	EXIOS MZ brass (metric, NPT)	197
1.154.	Plug V-INOX metric (metric, PG)	97	1.563.	Metal conduit pro B	224	1.740.	HSK-INOX-HD (metric)	74
1.155.	Plug V-NE-Ms (metric, PG)	95	1.564.	Metal conduit pro C	225	1.750.	VariaPro Rail (metric)	71
1.156.	Plug V-NE-Ms-SD (metric, PG)	96	1.570.	Metal fitting (metric, PG, NPT)	226	1.751.	VariaPro Temp (metric)	72
1.157.	Plug V-NE-Ms-SD (metric, PG)	96	1.571.	Metal fitting S (metric, PG, NPT)	227	1.752.	VariaPro FKM (metric)	73
1.161.	Locknut GM-Ms (metric, PG, G)	86	1.572.	Metal fitting pro (metric, PG, NPT)	228	1.802.	PVC shroud	206
1.167.	Locknut GM-EMC (metric, PG)	87	1.573.	Metal fitting pro S (metric, PG, NPT)	229	1.875.	Plug V-Ms-Ex d (metric)	174
1.171.	Adapter RE-Ms (metric, PG, NPT)	109	1.574.	Metal fitting clip	230	1.876.	Plug V-Ms-FKM-Ex d (metric)	175
1.192.	Plug V-INOX-Ex (metric, PG)	178	1.581.	HSK-K-Multi-Ex-Active (metric, NPT)	134	1.877.	Plug V-Ms-VMQ-Ex d (metric)	176
1.193.	Plug V-INOX-FKM-Ex (metric, PG)	179	1.582.	HSK-K-Flaka-Ex-Active (metric, NPT)	135	1.878.	Adapter RSD-Ms-Ex d (metric)	187
1.194.	Plug V-INOX-VMQ-Ex (metric, PG)	180	1.587.	HSK-K-Flaka (metric, PG, NPT)	17	1.879.	Adapter RSD-Ms-VMQ-Ex d (metric)	188
1.197.	Plug V-Ms-Ex (metric, PG)	171	1.590.	HSK-KE (PG)	25	1.895.	Plug V-INOX-Ex d (metric)	181
1.198.	Plug V-Ms-FKM-Ex (metric, PG)	172	1.591.	HSK-KR (PG)	26	1.896.	Plug V-INOX-FKM-Ex d (metric)	182
1.199.	Plug V-Ms-VMQ-Ex (metric, PG)	173	1.597.	HSK-K-Multi (metric, PG, NPT)	16	1.897.	Plug V-INOX-VMQ-Ex d (metric)	183
1.202.	DIN 46320 plastic (PG)	78	1.605.	EXIOS Standard brass (metric, NPT)	194	1.898.	Adapter RSD-INOX-Ex d (metric)	191
1.209.	HSK-K (metric)	11	1.606.	EXIOS Barrier brass (metric, NPT)	199	1.899.	Adapter RSD-INOX-VMQ-Ex d (metric)	192
1.213.	Breather drain KS (metric)	126	1.607.	METRIC-A-M-EMC-E (metric)	57			
1.215.	HSK-K-MZ-Ex (metric, PG)	136	1.608.	EXIOS A2F brass (metric, NPT)	202			
1.219.	HSK-K (metric)	11	1.609.	HSK-M (metric/-long)	29			
1.233.	Adapter K-FS (PG)	114	1.610.	HSK-M Ex (metric)	137			
1.236.	Adapter R-FS type C (PG)	102	1.611.	HSK-MZ-Ex (metric, PG, NPT)	147			
1.239.	Adapter E-M-PA type A (metric, PG)	112	1.612.	HSK-INOX-Ex (metric, PG)	149			
1.250.	Unthreaded sealing plug DS	98	1.616.	HSK-M-EMC-Ex (metric)	159			
1.251.	Plug V-N-FS (metric, PG)	89	1.617.	HSK-MZ-EMC-Ex (metric, PG, NPT)	163			
1.255.	Plug V-NE (metric, PG)	90	1.622.	HSK-M-Ex d (metric)	151			
1.256.	Plug V-NE-SD (metric, PG)	91	1.623.	HSK-M-Flex (metric/-long, PG/-long)	37			
1.262.	Locknut GM-FS (metric, PG, NPT)	84	1.624.	HSK-M-Flex-EMC (metric/-long, PG/-long)	62			
1.263.	Locknut for breather drain GM-KS (metric)	85	1.628.	HSK-MZ-Ex d (metric, NPT)	154			
1.272.	Adapter R-FS type A (metric)	100	1.631.	HSK-M-EMC-D (metric/-long)	55			
1.273.	Adapter R-M-PA type A (metric, PG)	103	1.632.	HSK-INOX-Ex d (metric, NPT)	155			
1.280.	Plug HSK-V	92	1.633.	HSK-INOX-PVDF-Ex d (metric, NPT)	156			
1.282.	Threaded sealing plug WN (metric)	99	1.634.	HSK-M-PVDF-Ex d (metric, NPT)	153			
1.292.	HSK-K-Ex-Active (metric/-long)	132	1.636.	HSK-M-EMC-D-Ex (metric, PG)	158			
1.293.	HSK-K-Flex (metric/-long, PG/-long)	20	1.637.	HSK-M-EMC-D-Ex (metric, PG)	158			
1.294.	HSK-K-Flex (metric/-long, PG/-long)	20	1.640.	HSK-M Ex (metric)	137			
1.296.	Plug HSK-V-Ex	169	1.641.	HSK-MZ-Ex (metric, PG, NPT)	147			
1.297.	Plug V-Ex (metric, PG)	168	1.642.	HSK-INOX-Ex (metric, PG)	149			
1.299.	HSK-K-PVDF (metric, NPT)	18	1.646.	HSK-M-EMC-Ex (metric)	159			
1.306.	Flange elbow FW-T (PG)	119	1.647.	HSK-MZ-EMC-Ex (metric, PG, NPT)	163			
1.309.	HSK-M-W (metric, PG)	39						

TECHNICAL INFORMATION

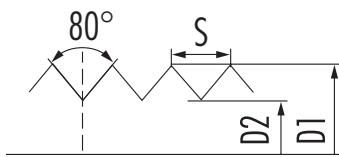
Thread Specifications

Metric ISO Thread Specifications



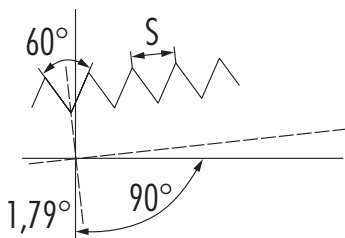
Size	Pitch (S) mm	Outside-Ø (D1) mm	Inside-Ø (D2) mm	Through hole mm
M 12 x 1.5	1.5	12	10.38	12.2
M 16 x 1.5	1.5	16	14.38	16.2
M 20 x 1.5	1.5	20	18.38	20.2
M 25 x 1.5	1.5	25	23.38	25.2
M 32 x 1.5	1.5	32	30.38	32.2
M 40 x 1.5	1.5	40	38.38	40.2
M 50 x 1.5	1.5	50	48.38	50.2
M 63 x 1.5	1.5	63	61.38	63.2

PG Thread Specifications



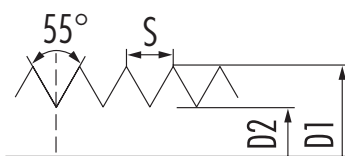
Size	Pitch (S) mm	Outside-Ø (D1) mm	Inside-Ø (D2) mm	Through hole mm
PG 7	1.270	12.5	11.28	12.7
PG 9	1.410	15.2	13.86	15.4
PG 11	1.410	18.6	17.26	18.8
PG 13.5	1.410	20.4	19.06	20.7
PG 16	1.410	22.5	21.16	22.8
PG 21	1.588	28.3	26.78	28.6
PG 29	1.588	37.0	35.48	37.4
PG 36	1.588	47.0	45.48	47.5
PG 42	1.588	54.0	52.48	54.5
PG 48	1.588	59.3	57.78	59.8

NPT Thread Specifications



Size	Pitch (S) mm	Outside-Ø (D1) mm	Number of pitches n
NPT 1/4"	1.411	13.716	18
NPT 3/8"	1.411	17.145	18
NPT 1/2"	1.814	21.336	14
NPT 3/4"	1.814	26.67	14
NPT 1"	2.208	33.4	11 1/2
NPT 1 1/4"	2.208	42.164	11 1/2
NPT 1 1/2"	2.208	48.26	11 1/2
NPT 2"	2.208	60.325	11 1/2
NPT 2 1/2"	3.175	73.025	8
NPT 3"	3.175	88.9	8
NPT 3 1/2"	3.175	101.6	8

British G Thread Specifications



Size	Pitch (S) mm	Outside-Ø (D1) mm	Inside-Ø (D2) mm	Through hole mm
G 1/4"	1.337	13.157	11.445	13.4
G 3/8"	1.337	16.662	14.950	17.0
G 1/2"	1.814	20.995	18.631	21.3
G 5/8"	1.814	26.441	24.117	26.8
G 1"	2.309	33.249	30.291	33.7
G 1 1/4"	2.309	41.910	38.952	42.4
G 1 1/2"	2.309	47.803	44.845	48.3
G 2"	2.309	59.614	56.656	60.2
G 2 1/2"	2.309	75.184	72.226	75.7
G 3"	2.309	87.884	84.926	88.5
G 3 1/2"	2.309	100.330	97.372	101.0
G 4"	2.309	113.030	110.072	114.0

EUROPE

HUMMEL Germany

HUMMEL AG
Lise-Meitner-Straße 2
79211 Denzlingen/Germany
Tel. +49 (0) 7666 / 91110 - 0
Fax +49 (0) 7666 / 91110 - 9420
E-Mail info@hummel.com
www.hummel.com

HUMMEL France

HUMMEL CONNECTEURS SAS
ZI – Rue de l'Acqueline
51800 Sainte Ménéhould / France
Tel. +33 (0) 3 89 / 55 37 20
Fax +33 (0) 3 89 / 53 80 27
E-Mail info.fr@hummel.com
www.hummel.com

HUMMEL UK

HUMMEL UK Limited
Office 3, Momentum House
Enterprise Way, Lowton St Marys,
Warrington, Cheshire, WA3 2BP
United Kingdom
Tel. +44 (0) 19 42 / 60 56 95
Fax +44 (0) 19 42 / 26 93 24
E-Mail info.uk@hummel.com
www.hummel.com

HUMMEL Italy

HUMMEL S.r.l.
Via Enrico Fermi 61
10091 Alpignano (Torino) / Italy
Tel. +39 (0) 11 / 9 68 26 38
Fax +39 (0) 11 / 9 78 55 50
E-Mail info.it@hummel.com
www.hummelsrl.it

HUMMEL Poland

HUMMEL Sales Office Poland
Al. 23 Stycznia 26 lok. 20
86-300 Grudziadz / Poland
Tel. +48 (0) 6 62 / 38 27 99
Fax +48 (0) 56 / 6 43 00 11
E-Mail info.pl@hummel.com
www.hummel.com

HUMMEL Russia

OOO HUMMEL
Ul. Retschnikov 21, Strojenije 1
115142 Moskau / Russia
Tel. +7 (0) 4 99 / 7 82 40 68
Fax +7 (0) 4 99 / 6 14 67 40
E-Mail info.ru@hummel.com
www.hummel-russia.ru

HUMMEL Scandinavia

HUMMEL Connector Systems AB
Tel. +46 (0) 73 / 8 00 12 00
E-Mail info.se@hummel.com
www.hummel.com

ASIA

HUMMEL China

HUMMEL Connector Systems (Shanghai)
Co., Ltd.
Room 1701 Central Plaza
No.227 Huang Pi (N) Road
200003 Shanghai / P.R. China
Tel. +86 (0) 21 / 63 75 85 51
Fax +86 (0) 21 / 63 75 85 53
E-Mail info.hcs.cn@hummel.com
www.hummel.com

HUMMEL India

HUMMEL Connector Systems Price Limited
307, Surya Kiran Building
19 Kasturba Gandhi Marg
New Delhi – 110001 / India
Tel. +91 (0) 11 / 43 00 75-21 / -23
Fax +91 (0) 11 / 43 00 75-22
E-Mail info.in@hummel.com
www.hummel.com

HUMMEL South Korea

HUMMEL AG KOREA
#1711, the First Tower2, 614, Dongtan
Giheung-ro, Hwaseong-si, Gyeonggi-do
18469 Korea
Tel. +82 (0) 2 / 4 70 27 62
Fax +82 (0) 2 / 4 70 27 63
E-Mail info.kr@hummel.com
www.hummelkorea.co.kr

SOUTH AMERICA

HUMMEL Brazil

HUMMEL Connector Systems Ltda.
Rua Derville Gabriel Pereira, 280
Barro Preto – Centro Empresarial Tatuí I
CEP 18280-614 – Tatuí / SP / Brazil
Tel. +55 (0) 15 / 33 22 70 00
Fax +55 (0) 15 / 33 22 70 26
E-Mail vendas@hummel.com.br
www.hummel.com.br



ELECTRIC COMPONENTS

Cable Glands

Polyamide-, Brass- and Stainless steel cable glands,
EMC-connections, Protection Ex e, Ex d, Ex ta

Circular Connectors

M 8 to M 40, INOX, TWILOCK, Industrial Ethernet,
Power, Signal, Hybrid-Connector, Moulded Cordsets

Conduit Systems

Corrugated Conduit Systems, Conduit Cable Glands, Angled Systems,
combined Cable Glands, Accessories

Cable Assembly

Moulded Signal- and Power Circular Connectors, Servo Cables, Cable Sets



HUMMEL AG

Lise-Meitner-Straße 2
79211 Denzlingen
Germany

Tel. +49 (0) 76 66 / 9 11 10 - 0
Fax +49 (0) 76 66 / 9 11 10 - 9420
E-Mail info@hummel.com

www.hummel.com