

A comprehensive solution for industrial applications

ULTRASONIC SENSORS

microsonic-App



Free download.

Available on the
App Store



Extract from our online catalogue:

nano ultrasonic sensors

Current to: 2015-01-12

microsonic gmbh, hauert 16, d-44227 dortmund, telephone: +49 231 975151-0, fax: +49 231 975151-51, e-mail: info@microsonic.de
microsonic® is a registered trademark of microsonic GmbH. All rights reserved.

nano – what's in a name? At just 55 mm long, including plug, the nano is the shortest M12 ultrasonic sensor on the market.



Highlights

- > Ultrasonic sensor in the M12 threaded sleeve
- > The total length including plug is only 55 mm

Basics

- > 1 switching output in pnp or npn variant
- > Analogue output 4-20 mA or 0-10 V
- > 2 detection ranges with a measurement range of 20 mm to 350 mm
- > microsonic Teach-in on pin 2
- > Temperature compensation
- > 0.069 mm resolution
- > Operating voltage 10–30 V ::: for use with various voltage networks

Description

With a housing length of only 55 mm

nano sensors with switching outputs are the smallest ultrasonic sensors inside the M12 threaded sleeve on the market. Analogue sensors are 60 mm long. The nano has a 4-pole M12 circular plug and are taught via pin 2.

For the nano-sensor family

there are 4 output stages and 2 measuring ranges available:



1 switching output optionally in pnp or npn circuitry



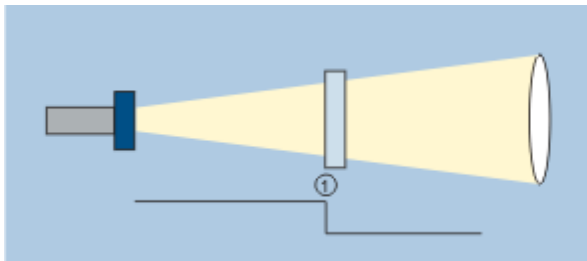
1 analogue output 4-20 mA or 0-10 V

The nano sensors with switched output have three operating modes:

- > Single switching point
- > Two-way reflective barrier
- > Window mode

Teach-in of a single switching point

- > Place object (1) to be detected at the desired distance
- > Apply +UB to pin 2 for about 3 seconds
- > Then apply +UB to pin 2 again for about 1 second

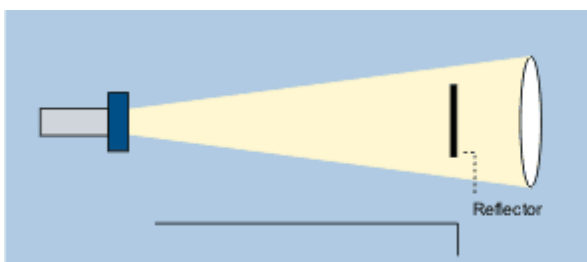


Teach-in of a switching point

Teach-in of a two-way reflective barrier

with a fixed mounted reflector.

- > Apply +UB to pin 2 for about 3 seconds
- > Then apply +UB to pin 2 again for about 10 second



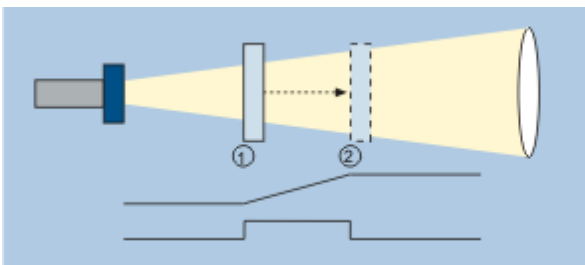
Teach-in of a two-way reflective barrier

To set a window with two switching points

- > Place object to the sensor-close window limit (1)
- > Apply +UB to pin 2 for about 3 seconds until both LEDs flash
- > Then move the object to the sensor-distant window limit (2)
- > Then apply +UB to pin 2 again for about 1 second until LED2 extinguishes

For setting an analogue output

- > initially position the object to be detected on the sensor-close window limit (1)
- > Apply +UB to pin 2 for about 3 seconds until both LEDs flash
- > Move the object to the sensor-distant window limit (2)
- > Then apply +UB to pin 2 again for about 1 second



Teach-in of an analogue characteristic or of a window with two switching points

For setting a window

with two switching points on a single switched output, the procedure is the same as setting the analogue

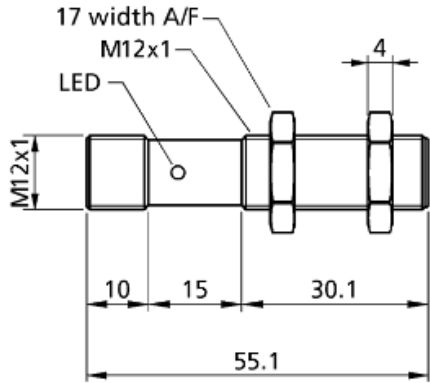
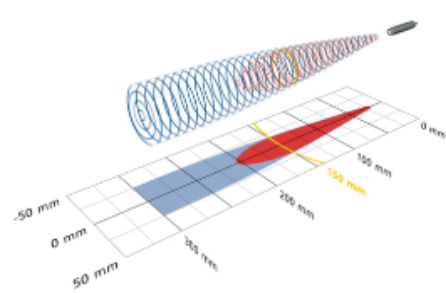


The NCC/COC function

and rising/falling analogue characteristic can also be set via pin 2.

One green and one yellow LED

indicate the state of the output and support microsonic Teach-in.

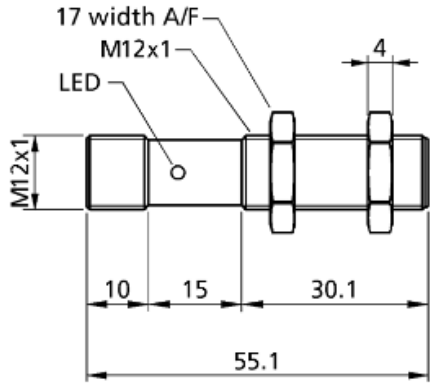
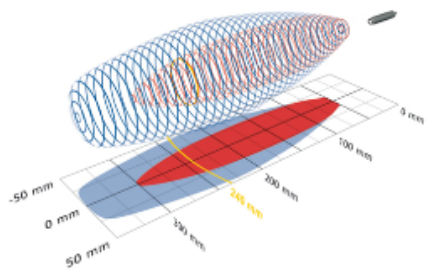


nano-15/CD

scale drawing	detection zone
	
 1 x pnp	 250 mm
operating range	20 - 150 mm
design	cylindrical M12
operating mode	proximity switch/reflective mode reflective barrier window mode
particularities	narrow sound field
ultrasonic -specific	
means of measurement	echo propagation time measurement
transducer frequency	380 kHz
blind zone	20 mm
operating range	150 mm
maximum range	250 mm
angle of beam spread	please see graphics detection zone
reproducibility	± 0.15 %
accuracy	± 1 % (temperature drift internally compensated)
electrical data	
operating voltage U_B	10 - 30 V d.c., reverse polarity protection
voltage ripple	± 10 %
no-load current consumption	≤ 25 mA
type of connection	4-pin M12 initiator plug

nano-15/CD

outputs	
output 1	switching output pnp: $I_{max} = 200 \text{ mA}$ ($U_B - 2V$) NOC/NCC adjustable, short-circuit-proof
switching hysteresis	2.0 mm
switching frequency	30 Hz
response time	24 ms
delay prior to availability	< 300 ms
inputs	
input 1	Teach-in input
housing	
material	brass sleeve, nickel-plated, plastic parts, PBT
ultrasonic transducer	polyurethane foam, epoxy resin with glass contents
class of protection to EN 60529	IP 67
operating temperature	-25°C to +70°C
storage temperature	-40°C to +85°C
weight	15 g
technical features/characteristics	
scope for settings	Teach-in Teach-in über Com-Eingang an Pin 2
indicators	1 x LED green: working, 1 x LED yellow: switch status
particularities	narrow sound field
documentation (download)	
pin assignment	

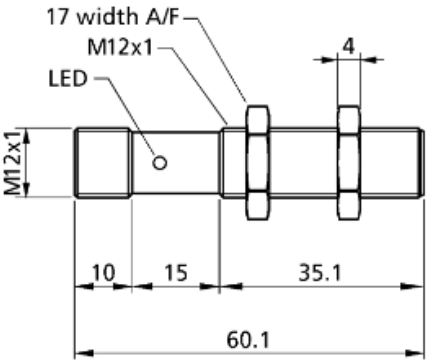
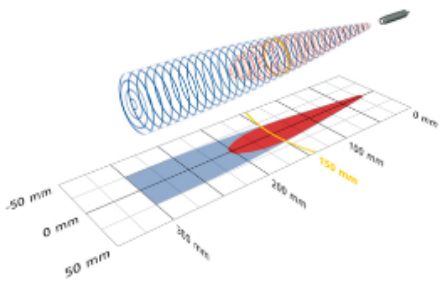


nano-24/CD

scale drawing	detection zone
	
 1 x pnp	 350 mm
operating range	40 - 240 mm
design	cylindrical M12
operating mode	proximity switch/reflective mode reflective barrier window mode
particularities	narrow sound field
ultrasonic -specific	
means of measurement	echo propagation time measurement
transducer frequency	500 kHz
blind zone	40 mm
operating range	240 mm
maximum range	350 mm
angle of beam spread	please see graphics detection zone
reproducibility	± 0.15 %
accuracy	± 1 % (temperature drift internally compensated)
electrical data	
operating voltage U_B	10 - 30 V d.c., reverse polarity protection
voltage ripple	± 10 %
no-load current consumption	≤ 35 mA
type of connection	4-pin M12 initiator plug

nano-24/CD

outputs	
output 1	switching output pnp: $I_{max} = 200 \text{ mA}$ ($U_B - 2V$) NOC/NCC adjustable, short-circuit-proof
switching hysteresis	3 mm
switching frequency	25 Hz
response time	30 ms
delay prior to availability	< 300 ms
inputs	
input 1	Teach-in input
housing	
material	brass sleeve, nickel-plated, plastic parts, PBT
ultrasonic transducer	polyurethane foam, epoxy resin with glass contents
class of protection to EN 60529	IP 67
operating temperature	-25°C to +70°C
storage temperature	-40°C to +85°C
weight	15 g
technical features/characteristics	
scope for settings	Teach-in Teach-in über Com-Eingang an Pin 2
indicators	1 x LED green: working, 1 x LED yellow: switch status
particularities	narrow sound field
documentation (download)	
pin assignment	

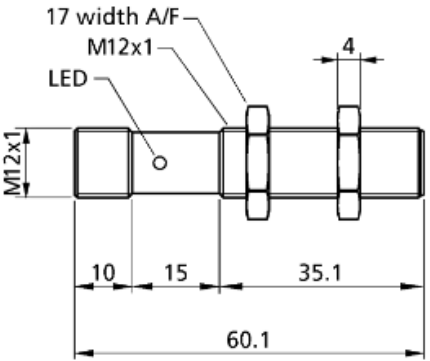
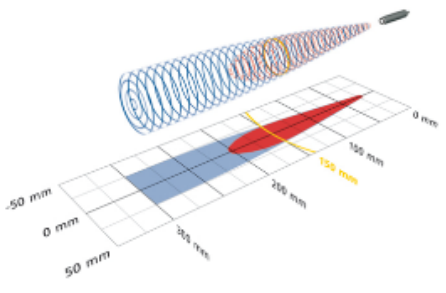


nano-15/CI

scale drawing	detection zone
	
 1 x analogue 4-20 mA	 250 mm
operating range	20 - 150 mm
design	cylindrical M12
operating mode	analogue distance measurements
particularities	narrow sound field
ultrasonic -specific	
means of measurement	echo propagation time measurement
transducer frequency	380 kHz
blind zone	20 mm
operating range	150 mm
maximum range	250 mm
angle of beam spread	please see graphics detection zone
reproducibility	± 0.15 %
accuracy	± 1 % (temperature drift internally compensated)
electrical data	
operating voltage U_B	10 - 30 V d.c., reverse polarity protection
voltage ripple	± 10 %
no-load current consumption	≤ 25 mA
type of connection	4-pin M12 initiator plug

nano-15/CI

outputs	
output 1	analogue output current: 4-20 mA switchable rising/falling
response time	24 ms
delay prior to availability	< 300 ms
inputs	
input 1	Teach-in input
housing	
material	brass sleeve, nickel-plated, plastic parts, PBT
ultrasonic transducer	polyurethane foam, epoxy resin with glass contents
class of protection to EN 60529	IP 67
operating temperature	-25°C to +70°C
storage temperature	-40°C to +85°C
weight	15 g
technical features/characteristics	
scope for settings	Teach-in Teach-in über Com-Eingang an Pin 2
indicators	1 x LED green: working, 1 x LED yellow: object in the window
particularities	narrow sound field
documentation (download)	
pin assignment	

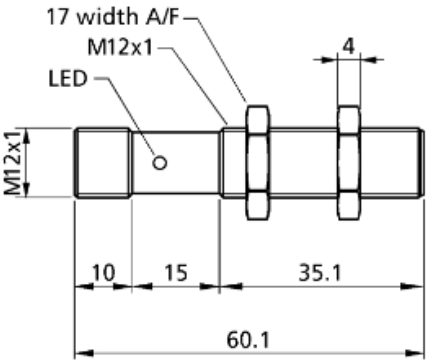
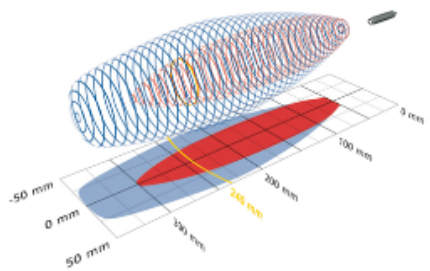


nano-15/CU

scale drawing	detection zone
	
 1 x analogue 0-10 V	 250 mm
operating range	20 - 150 mm
design	cylindrical M12
operating mode	analogue distance measurements
particularities	narrow sound field
ultrasonic -specific	
means of measurement	echo propagation time measurement
transducer frequency	380 kHz
blind zone	20 mm
operating range	150 mm
maximum range	250 mm
angle of beam spread	please see graphics detection zone
reproducibility	± 0.15 %
accuracy	± 1 % (temperature drift internally compensated)
electrical data	
operating voltage U_B	15 V bis 30 V DC, verpolfest
voltage ripple	± 10 %
no-load current consumption	≤ 25 mA
type of connection	4-pin M12 initiator plug

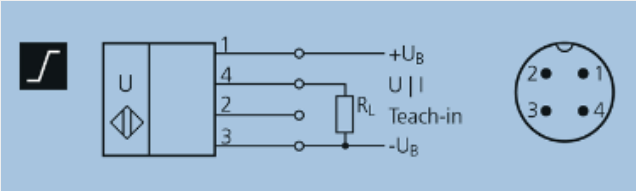
nano-15/CU

outputs	
output 1	analogue output voltage: 0-10 V (at $U_B \geq 15$ V), short-circuit-proof switchable rising/falling
response time	24 ms
delay prior to availability	< 300 ms
inputs	
input 1	Teach-in input
housing	
material	brass sleeve, nickel-plated, plastic parts, PBT
ultrasonic transducer	polyurethane foam, epoxy resin with glass contents
class of protection to EN 60529	IP 67
operating temperature	-25°C to +70°C
storage temperature	-40°C to +85°C
weight	15 g
technical features/characteristics	
scope for settings	Teach-in Teach-in über Com-Eingang an Pin 2
indicators	1 x LED green: working, 1 x LED yellow: object in the window
particularities	narrow sound field
documentation (download)	
pin assignment	

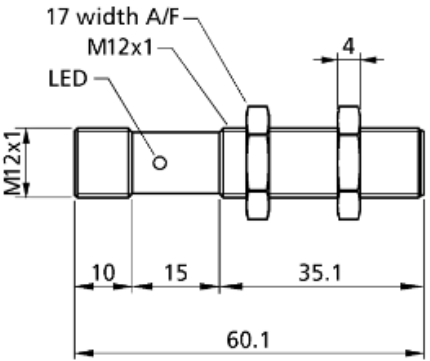
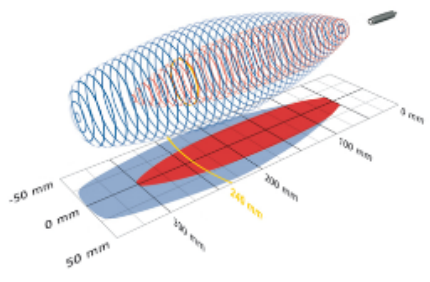


nano-24/CI

scale drawing	detection zone
	
 1 x analogue 4-20 mA	 350 mm
operating range	40 - 240 mm
design	cylindrical M12
operating mode	analogue distance measurements
particularities	narrow sound field
ultrasonic -specific	
means of measurement	echo propagation time measurement
transducer frequency	500 kHz
blind zone	40 mm
operating range	240 mm
maximum range	350 mm
angle of beam spread	please see graphics detection zone
reproducibility	± 0.15 %
accuracy	± 1 % (temperature drift internally compensated)
electrical data	
operating voltage U_B	10 - 30 V d.c., reverse polarity protection
voltage ripple	± 10 %
no-load current consumption	≤ 35 mA
type of connection	4-pin M12 initiator plug

nano-24/CI

outputs	
output 1	analogue output current: 4-20 mA switchable rising/falling
response time	30 ms
delay prior to availability	< 300 ms
inputs	
input 1	Teach-in input
housing	
material	brass sleeve, nickel-plated, plastic parts, PBT
ultrasonic transducer	polyurethane foam, epoxy resin with glass contents
class of protection to EN 60529	IP 67
operating temperature	-25°C to +70°C
storage temperature	-40°C to +85°C
weight	15 g
technical features/characteristics	
scope for settings	Teach-in Teach-in über Com-Eingang an Pin 2
indicators	1 x LED green: working, 1 x LED yellow: object in the window
particularities	narrow sound field
documentation (download)	
pin assignment	

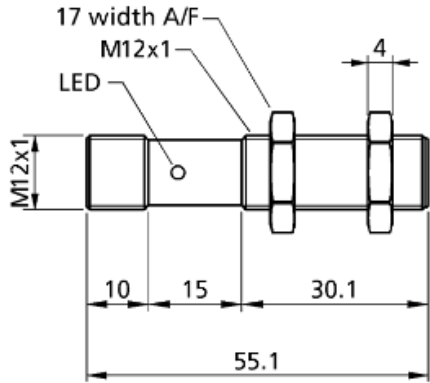
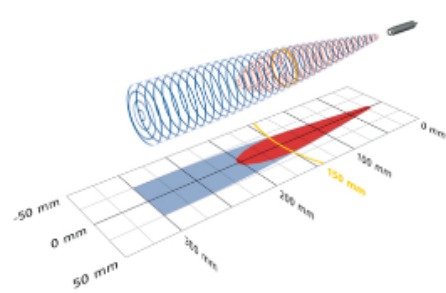


nano-24/CU

scale drawing	detection zone
	
 1 x analogue 0-10 V	 350 mm
operating range	40 - 240 mm
design	cylindrical M12
operating mode	analogue distance measurements
particularities	narrow sound field
ultrasonic -specific	
means of measurement	echo propagation time measurement
transducer frequency	500 kHz
blind zone	40 mm
operating range	240 mm
maximum range	350 mm
angle of beam spread	please see graphics detection zone
reproducibility	± 0.15 %
accuracy	± 1 % (temperature drift internally compensated)
electrical data	
operating voltage U_B	15 V bis 30 V DC, verpolfest
voltage ripple	± 10 %
no-load current consumption	≤ 35 mA
type of connection	4-pin M12 initiator plug

nano-24/CU

outputs	
output 1	analogue output voltage: 0-10 V (at $U_B \geq 15$ V), short-circuit-proof switchable rising/falling
response time	30 ms
delay prior to availability	< 300 ms
inputs	
input 1	Teach-in input
housing	
material	brass sleeve, nickel-plated, plastic parts, PBT
ultrasonic transducer	polyurethane foam, epoxy resin with glass contents
class of protection to EN 60529	IP 67
operating temperature	-25°C to +70°C
storage temperature	-40°C to +85°C
weight	15 g
technical features/characteristics	
scope for settings	Teach-in Teach-in über Com-Eingang an Pin 2
indicators	1 x LED green: working, 1 x LED yellow: object in the window
particularities	narrow sound field
documentation (download)	
pin assignment	

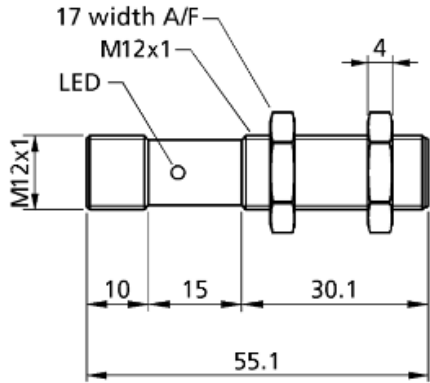
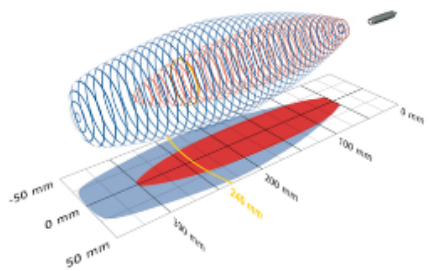


nano-15/CE

scale drawing	detection zone
	
 1 x npn	 250 mm
operating range	20 - 150 mm
design	cylindrical M12
operating mode	proximity switch/reflective mode reflective barrier window mode
particularities	narrow sound field
ultrasonic -specific	
means of measurement	echo propagation time measurement
transducer frequency	380 kHz
blind zone	20 mm
operating range	150 mm
maximum range	250 mm
angle of beam spread	please see graphics detection zone
reproducibility	± 0.15 %
accuracy	± 1 % (temperature drift internally compensated)
electrical data	
operating voltage U_B	10 - 30 V d.c., reverse polarity protection
voltage ripple	± 10 %
no-load current consumption	≤ 25 mA
type of connection	4-pin M12 initiator plug

nano-15/CE

outputs	
output 1	switching output npn: $I_{max} = 200 \text{ mA}$ ($-U_B + 2V$) NOC/NCC adjustable, short-circuit-proof
switching hysteresis	2.0 mm
switching frequency	30 Hz
response time	24 ms
delay prior to availability	< 300 ms
inputs	
input 1	Teach-in input
housing	
material	brass sleeve, nickel-plated, plastic parts, PBT
ultrasonic transducer	polyurethane foam, epoxy resin with glass contents
class of protection to EN 60529	IP 67
operating temperature	-25°C to +70°C
storage temperature	-40°C to +85°C
weight	15 g
technical features/characteristics	
scope for settings	Teach-in Teach-in über Com-Eingang an Pin 2
indicators	1 x LED green: working, 1 x LED yellow: switch status
particularities	narrow sound field
documentation (download)	
pin assignment	

nano-24/CE

scale drawing	detection zone
	
 1 x npn	 350 mm
operating range	40 - 240 mm
design	cylindrical M12
operating mode	proximity switch/reflective mode reflective barrier window mode
particularities	narrow sound field
ultrasonic -specific	
means of measurement	echo propagation time measurement
transducer frequency	500 kHz
blind zone	40 mm
operating range	240 mm
maximum range	350 mm
angle of beam spread	please see graphics detection zone
reproducibility	± 0.15 %
accuracy	± 1 % (temperature drift internally compensated)
electrical data	
operating voltage U_B	10 - 30 V d.c., reverse polarity protection
voltage ripple	± 10 %
no-load current consumption	≤ 35 mA
type of connection	4-pin M12 initiator plug

nano-24/CE

outputs	
output 1	switching output npn: $I_{max} = 200 \text{ mA}$ ($-U_B + 2V$) NOC/NCC adjustable, short-circuit-proof
switching hysteresis	3 mm
switching frequency	25 Hz
response time	30 ms
delay prior to availability	< 300 ms
inputs	
input 1	Teach-in input
housing	
material	brass sleeve, nickel-plated, plastic parts, PBT
ultrasonic transducer	polyurethane foam, epoxy resin with glass contents
class of protection to EN 60529	IP 67
operating temperature	-25°C to +70°C
storage temperature	-40°C to +85°C
weight	15 g
technical features/characteristics	
scope for settings	Teach-in Teach-in über Com-Eingang an Pin 2
indicators	1 x LED green: working, 1 x LED yellow: switch status
particularities	narrow sound field
documentation (download)	
pin assignment	