


RECHNER SENSORS

SHORTFORM CATALOGUE





Registration No.: 1327-01

Testing laboratory accredited according to
DIN EN 45001 Reg.-No. DAT-P-048/95-00

For all transactions, the newest version of the „General Conditions of Sale and Delivery for Products and Services of the Electrical Industry ZVEI“ shall apply, along with the supplementary conditions „extended reservation of proprietary rights“, together with the supplements listed on our order confirmations and/or invoices.

All specifications are subject to change without notice. Reprint, even in part, only with our consent.




© RECHNER Germany 03/2011 GB - Printed in EU, all rights reserved.

Edition March 2011

With publication of this catalogue all former printed general catalogues about RECHNER sensors are invalid.

TABLE OF CONTENTS

SHORTFORM CATALOGUE

GENERAL INFORMATION	4 - 5
APPLICATION EXAMPLES	6
CONNECTION DIAGRAMS	7
CAPACITIVE SENSORS KAS	8 - 14
CAPACITIVE SENSORS KAS WITH RELAY OUTPUT SERIES 95	15
CAPACITIVE LEVEL SENSORS 	16
CAPACITIVE SENSORS KAS WITH ANALOGUE OUTPUT	17
CAPACITIVE SENSORS KAS, NAMUR, FOR USE IN ATEX ZONE 1	18
CAPACITIVE SENSORS KAS, FOR USE IN ATEX ZONE 20	19
INDUCTIVE SENSORS IAS	20 - 22
INDUCTIVE SENSORS IAS WITH ANALOGUE OUTPUT	23
INDUCTIVE SENSORS IAS, NAMUR, FOR USE IN ATEX ZONE 1	24
ISOLATING SWITCHING AMPLIFIER - ATEX	25
MAGNETO RESISTIVE SENSORS MRS	26
FLOW SENSORS SW	27
POWER SUPPLIES EG	28
CAPACITIVE SENSORS KXS-EXTREM	29
CAPACITIVE FILLING LEVEL SYSTEMS ANALOGUE 	30
CAPACITIVE FILLING LEVEL SYSTEMS 1 to 4 switching points 	31
PRODUCT REPORT	32
TYPE SELECTION IN ARTICLE NUMBER ORDER	33
TYPE SELECTION IN TYPE DESCRIPTION ORDER	34

GENERAL INFORMATION

Dear Partner,

Thank you for your interest in our company and products. There are all kinds of sensing tasks. Solving them requires products and innovations based on many years of experience. Our sensors reliably acquire the critical data you need. They help optimise your production and automation processes and can help to ensure your competitive edge.

With this summary short form catalogue we offer you a small over-view of our wide-reaching product range. The presented selection of sensors and evaluation units are just a fraction of our product program. Though the choice of the products has been made such that with them many applications can be solved. If you wish for more detailed information please ask for our corresponding catalogue or the complete binder.

Our product range comprise:

- **Capacitive Proximity Sensors**
- **Inductive Proximity Sensors**
- **Magneto-Resistive Sensors**
- **Capacitive Sensors with long Sensing Distance; KXS-Extreme Series**
- **Capacitive Filling Level Systems**
- **Flow Sensors**
- **Power Supplies and Isolating Switching Amplifiers**

Furthermore we have a large number of **ATEX certified products**.



For the ATEX products we provide a separate catalogue.

For applications where there are hot ambient condition, we offer inductive and capacitive sensors with integrated electronics which dependent on the model can be used for applications with ambient temperature of **+100 °C, +120 °C and even up to +160 °C**.

Moreover for extreme ambient or product temperatures up to **+250 °C** we have **high temperature sensors** with remote electronics.

Following you will find a short description of the different product groups:

Capacitive sensors (KAS) react to metals and non-metals that exceed a specific capacitance on approaching the active surface.

The sensing distance with respect to a specific material is greater the higher the dielectric constant.



The sensors are used to detect objects, for counting functions and for all types of level monitoring applications (liquid and solid materials).

Inductive sensors (IAS) feature transistorised oscillators whose power consumption is influenced by the approach of metals and other electrically conductive materials such as carbon. This effect can also be achieved when

detection is through non-conductive materials. These devices can be used as limit switches and position sensors for monitoring and positioning applications in machines and installations as well as pulse generators for counter systems, distance measurements, speed control and many other applications.




GENERAL INFORMATION

The **magneto resistive sensors (MRS)** detect the movement of ferromagnetic materials, by means of the change of the magnetic flow. They are available with (Series 350) or without (series 300) detection of direction of rotation. They are suitable for rotary speed sensing, for detection of gearwheels and for standstill control. Areas of use can be heavy construction engines, rail vehicles, large diesel engines and -turbines. Rotary speed sensing is possible with gear wheels from module 1, with a max. switching frequency of 15 kHz.



The **SW-600 series** is a range of **flow sensors** based on the calorimetric measuring principle. This principle is based on the physical effect that flowing medium absorbs heat energy. The cooling of the sensor tip by the flowing medium is registered and electronically evaluated.

Flow sensors are an essential component of processing- and operation plants in systems technology in order to ensure operational safety. They are used for detection of liquid media and for coolant supply as well as for operation control at pumps.



The **EG...-130-...** series control units contain a DC-side short-circuit protected power pack, voltage stabiliser and output relay.

These control units can be actuated by all 2, 3 and 4-wire sensors with PNP, NPN, NO, NC or antivalent functions, i. e. our series IAS-10..., IAS-20..., IAS-60..., KAS-70..., KAS-80..., KAS-90..., and SW-600.

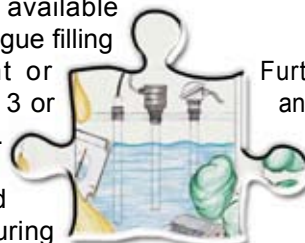
The **capacitive sensors** with extreme long sensing distance (**KXS.../KXA...**) are based on the three-electrode measuring principle. This measuring principle allows much larger sensing distances compared to the two-electrode principle of common capacitive sensors (KAS), up to 10-times the norm. Although one achieves essentially larger switching distances with these capacitive systems, the size of the sensors is small.

KXS Systems are used for applications where the sensing distances of standard sensors are not sufficient.



A further feature is the Duplex- or Triplex-operation. With the corresponding evaluation unit it is possible to adjust 1, 2 or 3 switching points with only one sensor.

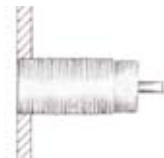
The **Capacitive Filling Level Systems (KFS.../KFA.../KFX...)** operate according to the three-electrode principle. With this principle the container or an additional electrode serve as a counter-electrode to the probe electrodes. For this reason it is necessary with this system that the container is of a conductive material or a „substitute electrode“ is fixed to the container wall, e.g. copper foil. These systems are available with probes for analogue filling level measurement or for detection of 1, 2, 3 or 4 measuring points. The position of the switching points and the analogue measuring area is user-definable within the possible effective range and therefore it can be determined for optimal matching of each application. Level measurements of bulk material, liquids or pastes are possible with a dielectric constant as of ϵ_r 1,1.



For the selection of the right type along with the technical specifications the following parameters are important:

There are two different types of capacitive and inductive sensors. Sensors for flush mounting or models for non-flush mounting where the sensor has an exposed head.

Flush mountable sensors are particularly suitable for detecting solid objects without direct contact and for sensing liquid or solid levels through non-metals partitions.



The **non-flush** mountable sensors are designed for applications, in which the medium to be monitored comes in direct contact with the sensor. In such level monitoring systems, the sensor head is completely immersed in the powder, granulate or liquid.



The switching function of the sensors are mentioned in the type code:

- „S“ = normally open
- „Ö“ = normally closed
- „A“ = antivalent (normally open / normally closed)

Furthermore we have sensors with analogue output. These sensors have the description „IL“ in the type code and supply a proportional output signal corresponding to the distance of an object to the active surface in the form of a 4 and 20 mA current output. As an object approaches, this current decreases to a minimum of 2.5 mA. The analogue sensors are particularly suitable for measurement and control engineering applications and are PLC-compatible.

APPLICATION EXAMPLES

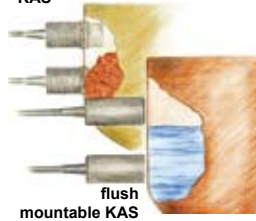
Capacitive Sensors detect all kind of materials, liquids, bulk material, or objects.

For level control non-flush mountable Sensors are recommended.

For detection at a distance the flush mountable sensors are the right choice.

Filling level detection with capacitive sensors (KAS)

non-flush mountable KAS



Detection of the content of a cardboard package e.g. tins with capacitive sensors (KAS)



Content control of tablets in blister packages with capacitive sensors (KAS)



Counting of objects with capacitive sensors (KAS) e.g. jars of mustard



Analogue measurements in the automobile industry with capacitive sensors (KAS) e.g. position of the indicator



Inductive sensors (IAS) and magneto resistive Sensors (MRS) detect metal objects in machines, plants and vehicles.

They serve as pulse generator for speed controls, position controls, distance and counting measurements.

Detection of a gear wheel or cam wheel with inductive sensors (IAS) or magneto resistive sensors (MRS)



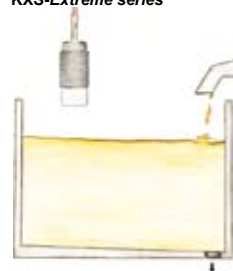
Position control of transported tins with inductive sensors (IAS)



Capacitive sensors of the KXS-Extreme-series operate on the basis of the three-electrode principle. With this measuring principle, one electrode is removed to the outside. The protective conductor-potential PE - i. e. the machine and system potential - is now also used as a measurement electrode. The evaluation takes place with remote electronics.

KXS sensors can be used for level monitoring of liquids, pastes or bulk material, including measurement through non-metal partitions. Furthermore as limit switches, contactless position switches for monitoring and positioning, as a pulse generator for counting tasks and for many other applications.

Level control in a container with glue with capacitive sensors of the KXS-Extreme series



Overflow protection of casts, for example for plastic lenses for glasses with capacitive sensors of the KXS-Extreme series.



Detection of accumulations during the production of small parts with capacitive sensors of the KXS-Extreme series



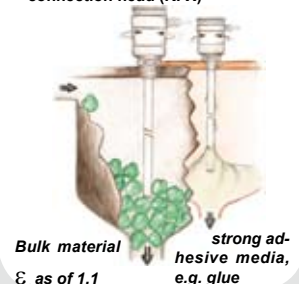
The capacitive filling level measuring systems (KFS/KFA; KFX) operate according to the three-electrode principle. Here the container or an additional electrode serves as a counter-electrode to the probe electrodes. For this reason it is essential with this system that the container is of a conductive material or a „substitute electrode“ is fixed to the container wall, e.g. copper foil.

Filling level measurements in containers or tubes up to 5 m in diameter are possible. Maximum length of the probes 2 m

TRUE- or PER Level rod probe (KFS) for detection of granules



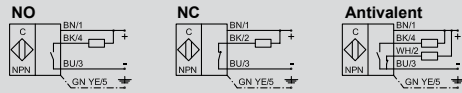
Level control of different rod media with TRUE- or PER Level rod probes with connection head (KFX)



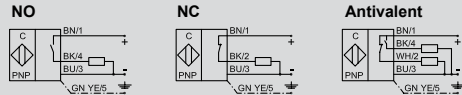
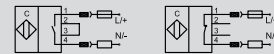
CONNECTION DIAGRAMS

Capacitive sensors KAS-...

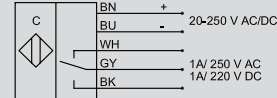
DC



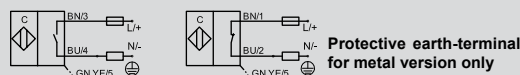
KAS-90-uC



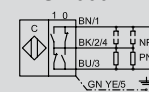
KAS-95



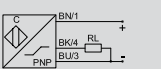
AC/DC



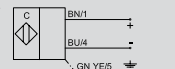
KAS-2000



Analogue

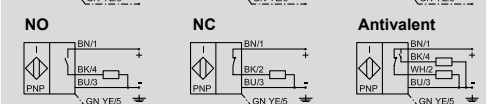
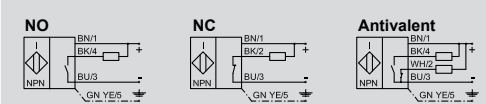


Namur

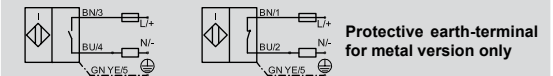


Inductive sensors IAS-...

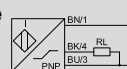
DC



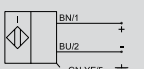
AC/DC



Analogue



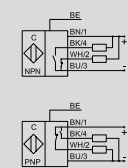
Namur



PER LEVEL

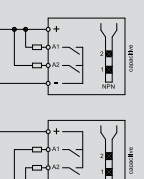
KFA-5-1-...Evaluation unit

Antivalent

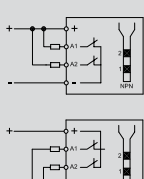


KFX-...Compact filling level probe

NO

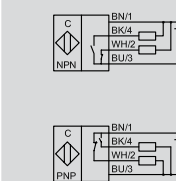


NC



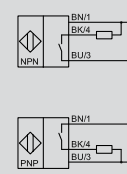
KXA-...Evaluation unit

Antivalent

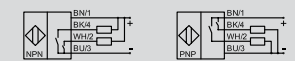


MRS-...

NO



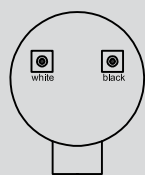
NO with detection of direction of rotation



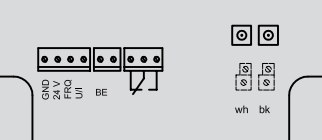
BK = Speed control
WH = detection of direction of rotation

TRUE LEVEL

KFS-1-... with connection head

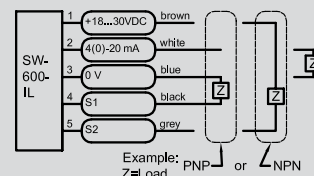


KFA-1-... Evaluation unit

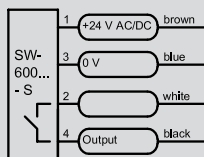


SW-...

Analogue

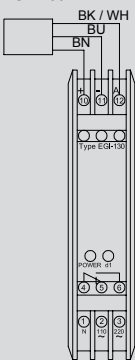


NO

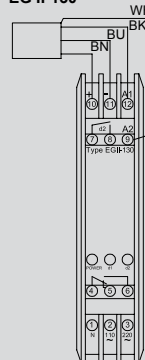


EG...

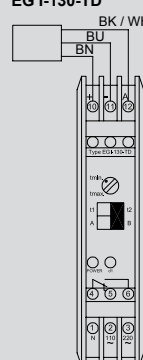
EG I-130



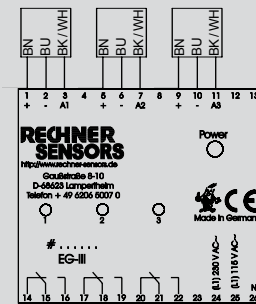
EG II-130



EG I-130-TD

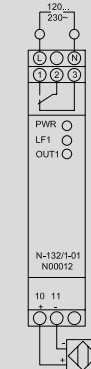


EG III-130

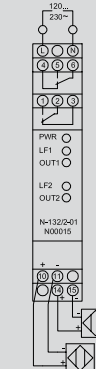


N-132...

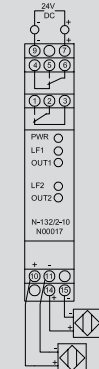
N-132/1-01



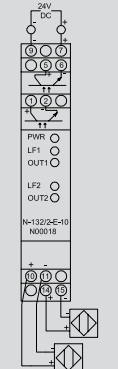
N-132/2-01



N-132/2-10



N-132/2-E-10

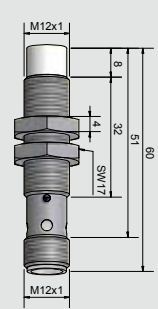
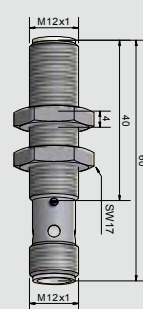
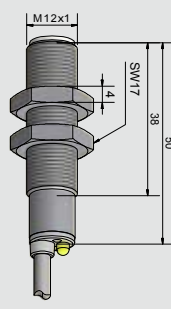
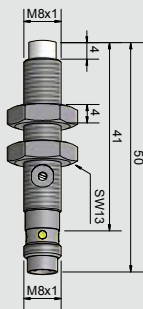


CAPACITIVE SENSORS KAS

Housing	M 8 x 1	M 12 x 1	M 12 x 1	M 12 x 1
   				
Technical data	Non-flush mountable	Flush mountable	Flush mountable	Non-flush mountable
Sensing distance S_n	2 mm	2 mm	2 mm	4 mm
Sensing distance min./max. adjustable	0...4 mm	0...6 mm	0...6 mm	0,5...10 mm
Type NPN normally open (NO)				
Type NPN normally closed (NC)				
Type NPN antivalent (NO + NC)		KAS-70-A12-A	KAS-70-A12-A-Y5	
Type PNP normally open (NO)	KAS-80-A21-S-Y7	KAS-80-A12-S		
Type PNP normally closed (NC)				
Type PNP antivalent (NO + NC)		KAS-80-A12-A	KAS-80-A12-A-Y5	KAS-80-A22-A-Y5
Type NPN/PNP NO/NC switchable				
Type AC/DC normally open				
Type AC/DC normally closed				
Operating voltage (U_B)	10...35 V DC	10...35 V DC	10...35 V DC	10...35 V DC
Output current (I_o)	150 mA	250 mA / 2 x 250 mA	2 x 250 mA	2 x 250 mA
No load current (I_o)	Typ. 10 mA	Typ. 10 mA	Typ. 10 mA	Typ. 10 mA
Frequency of operating cycles max.	50 Hz	500 Hz	500 Hz	50 Hz
Permitted ambient temperature	-25...+70 °C	-25...+70 °C	-25...+70 °C	-25...+70 °C
LED display	Yes	Yes	Yes	Yes
Protective circuit	Yes	Yes	Yes	Yes
Norm	EN 60947-5-2	EN 60947-5-2	EN 60947-5-2	EN 60947-5-2
Degree of protection IEC 60529*	IP 67	IP 67	IP 67	IP 67
Connection	Flange connector M 8 x 1	2 m Cable	Flange connector M 12 x 1	Flange connector M 12 x 1
Housing material	VA No. 1.4305	VA No. 1.4305	VA No. 1.4305	VA No. 1.4305
Active surface	PTFE (FDA21 CFR 177.1550)	PTFE (FDA21 CFR 177.1550)	PTFE (FDA21 CFR 177.1550)	PTFE (FDA21 CFR 177.1550)
Lid	-	PA / PPO	-	-
Certifications	CE, RoHS, UL/CSA	CE, RoHS, UL/CSA	CE, RoHS, UL/CSA	CE, RoHS, UL/CSA

*with sealed potentiometer screw

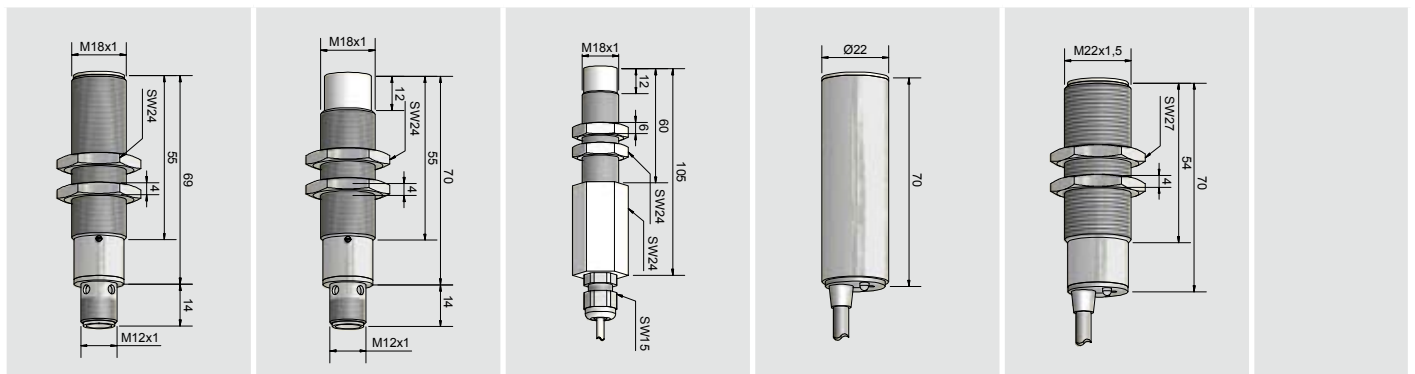
Dimensions:



Connection diagram see page 7
Female connector M 12 see page 17

CAPACITIVE SENSORS KAS

M 18 x 1	M 18 x 1	M 18 x 1	Ø 22 mm	M 22 x 1,5	
Flush mountable	Non-flush mountable	Non-flush mountable	Flush mountable	Flush mountable	
5 mm	8 mm	8 mm	8 mm	8 mm	
0,5...10 mm	0,5...15 mm	0,5...15 mm	0,5...15 mm	0,5...15 mm	
KAS-70-A13-A-Y5	KAS-70-A23-A-Y5		KAS-70-20-A	KAS-70-20-A-M22	
		KAS-80-A23-S-K-PTFE-IP68	KAS-80-20-S		
KAS-80-A13-A-Y5	KAS-80-A23-A-Y5		KAS-80-20-A	KAS-80-20-A-M22	
10...35 V DC	10...35 V DC	10...35 V DC	10...35 V DC	10...35 V DC	
2 x 250 mA	2 x 250 mA	250 mA	250 mA / 2 x 250 mA	2 x 250 mA	
Typ. 10 mA	Typ. 10 mA	Typ. 10 mA	Typ. 10 mA	Typ. 10 mA	
300 Hz	50 Hz	50 Hz	300 Hz	300 Hz	
-25...+70 °C	-25...+70 °C	-25...+70 °C	-25...+70 °C	-25...+70 °C	
Yes	Yes	Yes	Yes	Yes	
Yes	Yes	Yes	Yes	Yes	
EN 60947-5-2	EN 60947-5-2	EN 60947-5-2	EN 60947-5-2	EN 60947-5-2	
IP 67	IP 67	IP 68	IP 67	IP 67	
Flange connector M 12 x 1	Flange connector M 12 x 1	2 m PTFE-Cable and protection set	2 m Cable	2 m Cable	
Brass	Brass	PTFE (FDA21 CFR 177.1550)	Brass	Brass	
PTFE (FDA21 CFR 177.1550)	PTFE (FDA21 CFR 177.1550)	PTFE (FDA21 CFR 177.1550)	PTFE (FDA21 CFR 177.1550)	PTFE (FDA21 CFR 177.1550)	
-	-	PTFE / PVDF	PA / PPO	PA / PPO	
CE, RoHS, UL/CSA	CE, RoHS, UL/CSA	CE, RoHS, UL/CSA	CE, RoHS, UL/CSA	CE, RoHS, UL/CSA	



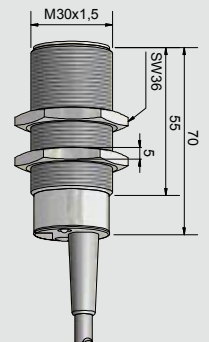
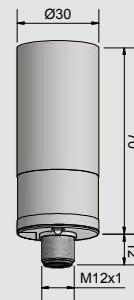
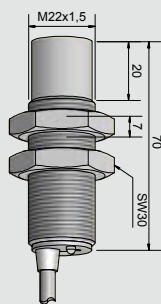
All specifications are subject to change without notice. (03/2011)

CAPACITIVE SENSORS KAS

Housing	M 22 x 1,5	Ø 30 mm	Ø 30 mm	M 30 x 1,5
   				
Technical Data	Non-flush mountable	Flush mountable	Non-flush mountable	Flush mountable
Operating distance Sn	12 mm	20 mm	25 mm	10 mm
Operating distance min./max. adjustable	5...20 mm	0,5...30 mm	1...40 mm	0,5...25 mm
Type NPN NO	KAS-70-23-S-M22			
Type NPN NC				
Type NPN antivalent (NO + NC)	KAS-70-23-A-M22	KAS-70-30-A-Y5	KAS-70-35-A-Y5	KAS-70-A14-A
Type PNP NO	KAS-80-23-S-M22			KAS-80-A14-S
Type PNP NC				
Type PNP antivalent (NO + NC)	KAS-80-23-A-M22	KAS-80-30-A-Y5	KAS-80-35-A-Y5	KAS-80-A14-A
Type AC/DC - S/Ö switchable				
Type AC/DC NO				
TYPE AC/DC NC				
Operating voltage (U _B)	10...35 V DC	10...35 V DC	10...35 V DC	10...35 V DC
Output current max. (I _B)	250 mA / 2 x 250 mA	2 x 250 mA	2 x 250 mA	250 mA / 2 x 250 mA
No-load current (I ₀)	Typ. 10 mA	Typ. 10 mA	Typ. 10 mA	Typ. 10 mA
Frequency of operating cycles max.	50 Hz	200 Hz	50 Hz	200 Hz
Permitted ambient temperature	-25...+70 °C	-25...+70 °C	-25...+70 °C	-25...+70 °C
LED-display	Yes	Yes	Yes	Yes
Protective circuit	Yes	Yes	Yes	Yes
Norm	EN 60947-5-2	EN 60947-5-2	EN 60947-5-2	EN 60947-5-2
Degree of protection IEC 60529*	IP 67	IP 67	IP 67	IP 67
Connection	2 m Cable	Flange connector M 12 x 1	Flange connector M 12 x 1	2 m Cable
Housing material	PA / PPO	Brass	PA / PPO	Brass
Active surface	PA / PPO	PTFE (FDA21 CFR 177.1550)	PA / PPO	PTFE (FDA21 CFR 177.1550)
Lid	PA / PPO	PA / PPO	PA / PPO	PA / PPO
Certification	CE, RoHS, UL/CSA	CE, RoHS, UL/CSA	CE, RoHS, UL/CSA	CE, RoHS, UL/CSA

*with sealed potentiometer screw

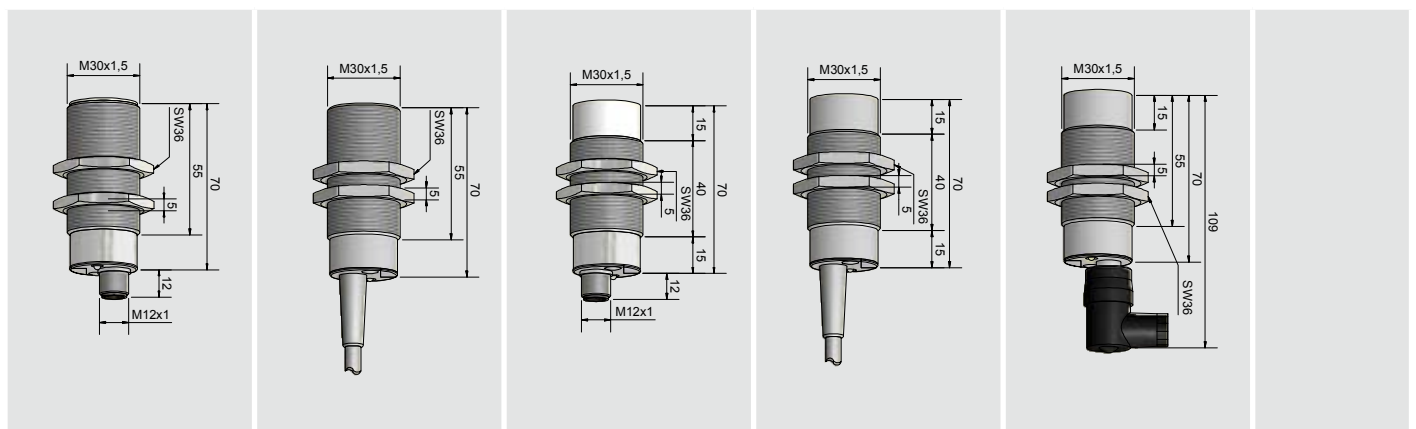
Dimensions:



Connection diagram see page 7
Female connector M12 see page 17

CAPACITIVE SENSORS KAS

M 30 x 1,5	M 30 x 1,5	M 30 x 1,5	M 30 x 1,5	M 30 x 1,5	
Flush mountable	Flush mountable	Non-flush mountable	Non-flush mountable	Non-flush mountable	
10 mm	10 mm	15 mm	15 mm	15 mm	
0,5...25 mm	0,5...25 mm	1...30 mm	1...30 mm	2...20 mm	
KAS-70-A14-A-Y5	KAS-70-A14-A-K KAS-80-A14-S-K	KAS-70-A24-A-Y5	KAS-70-A24-A-K KAS-80-A24-S-K		
KAS-80-A14-A-Y5	KAS-80-A14-A-K	KAS-80-A24-A-Y5	KAS-80-A24-A-K	KAS-90-A24-uC-S/Ö-NL-Y1	
10...35 V DC	10...35 V DC	10...35 V DC	10...35 V DC	20...250 V AC / DC	
2 x 250 mA	250 mA / 2 x 250 mA	2 x 250 mA	250 mA / 2 x 250 mA	330 mA (ETL = 250 mA)	
Typ. 10 mA	Typ. 10 mA	Typ. 10 mA	Typ. 10 mA	< 2,5 mA	
200 Hz	200 Hz	50 Hz	50 Hz	25 Hz	
-25...+70 °C	-25...+70 °C	-25...+70 °C	-25...+70 °C	-25...+70 °C (ETL = +60 °C)	
Yes	Yes	Yes	Yes	Yes	
Yes	Yes	Yes	Yes	Yes	
EN 60947-5-2	EN 60947-5-2	EN 60947-5-2	EN 60947-5-2	EN 60947-5-2	
IP 67	IP 67	IP 67	IP 67	IP 67	
Flange connector M 12 x 1	2 m Cable	Flange connector M 12 x 1	2 m Cable	Flange connector M 12 x 1	
Brass	PA / PPO	Brass	PA / PPO	PA / PPO	
PTFE (FDA21 CFR 177.1550)	PA / PPO	PTFE (FDA21 CFR 177.1550)	PA / PPO	PA / PPO	
PA / PPO	PA / PPO	PA / PPO	PA / PPO	PA / PPO	
CE, RoHS, UL/CSA	CE, RoHS, UL/CSA	CE, RoHS, UL/CSA	CE, RoHS, UL/CSA	CE, RoHS, UL/CSA	



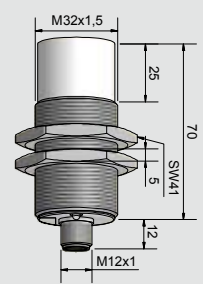
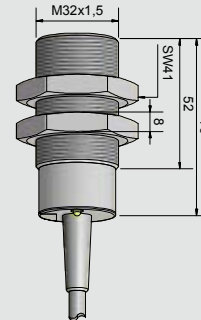
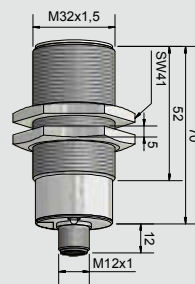
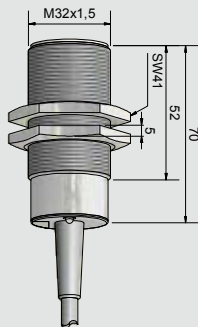
All specifications are subject to change without notice. (03/2011)

CAPACITIVE SENSORS KAS

Housing	M 32 x 1,5	M 32 x 1,5	M 32 x 1,5	M 32 x 1,5
   				
Technical Data	Flush mountable	Flush mountable	Flush mountable	Non-flush mountable
Operating distance S_n	20 mm	20 mm	15 mm	25 mm
Operating distance min./max. adjustable	0,5...30 mm	0,5...30 mm	2...20 mm	1...40 mm
Type NPN NO	KAS-70-30-S-M32			
Type NPN NC				
Type NPN antivalent (NO + NC)	KAS-70-30-A-M32	KAS-70-30-A-M32-Y5		KAS-70-34-A-M32-PTFE/V2A-Y5
Type PNP NO	KAS-80-30-S-M32			
Type PNP NC				
Type PNP antivalent (NO + NC)	KAS-80-30-A-M32	KAS-80-30-A-M32-Y5		KAS-80-34-A-M32-PTFE/V2A-Y5
Type NPN/PNP-NO/NC switchable				
Type AC/DC NO			KAS-90-30-S-M32	
TYPE AC/DC NC			KAS-90-30-Ö-M32	
Operating voltage (U_B)	10...35 V DC	10...35 V DC	20...250 V AC/DC	10...35 V DC
Output current max. (I_o)	250 mA / 2 x 250 mA	2 x 250 mA	330 mA (ETL = 250 mA)	2 x 250 mA
No-load current (I_o)	Typ. 10 mA	Typ. 10 mA	Typ. 2,5 mA	Typ. 10 mA
Frequency of operating cycles max.	200 Hz	200 Hz	25 Hz	50 Hz
Permitted ambient temperature	-25...+70 °C	-25...+70 °C	-25...+70 °C (ETL = +60 °C)	-25...+70 °C
LED-display	Yes	Yes	Yes	Yes
Protective circuit	Yes	Yes	Yes	Yes
Norm	EN 60947-5-2	EN 60947-5-2	EN 60947-5-2	EN 60947-5-2
Degree of protection IEC 60529*	IP 67	IP 67	IP 67	IP 67
Connection	2 m Cable	Flange connector M 12 x 1	2 m Cable	Flange connector M 12 x 1
Housing material	Brass	Brass	PA / PPO	VA No. 1.4305
Active surface	PTFE (FDA21 CFR 177.1550)	PTFE (FDA21 CFR 177.1550)	PA / PPO	PTFE (FDA21 CFR 177.1550)
Lid	PA / PPO	PA / PPO	PA / PPO	PA / PPO
Certification	CE, RoHS, UL/CSA	CE, RoHS, UL/CSA	CE, RoHS, UL/CSA	CE, RoHS, UL/CSA

*with sealed potentiometer screw

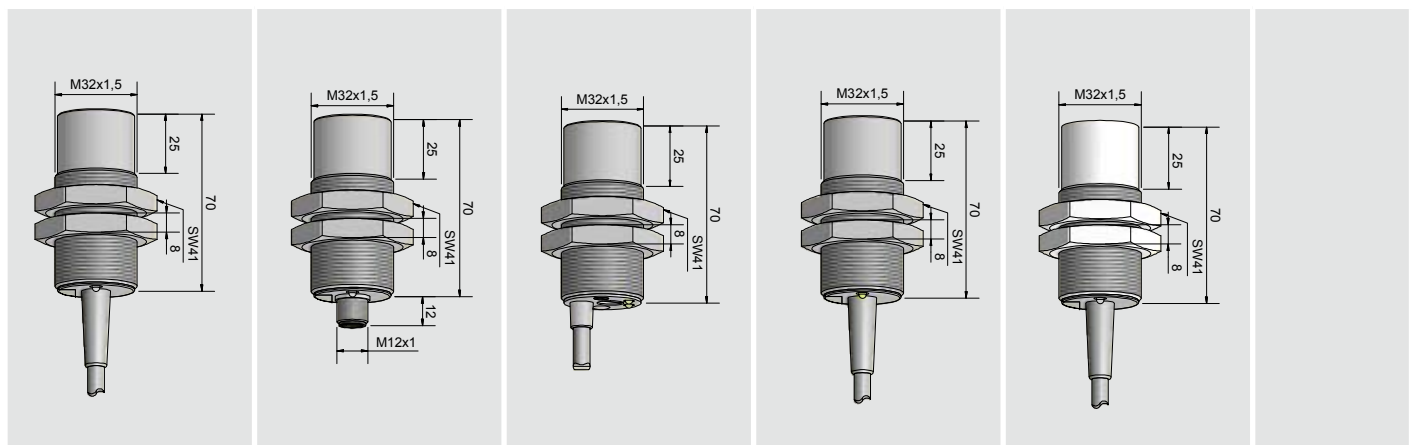
Dimensions:



Connection diagram see page 7
Female connector M12 see page 17

CAPACITIVE SENSORS KAS

M 32 x 1,5	M 32 x 1,5	M 32 x 1,5	M 32 x 1,5	M 32 x 1,5	
Non-flush mountable	Non-flush mountable	Non-flush mountable	Non-flush mountable	Non-flush mountable	
25 mm	25 mm	25 mm	20 mm	25 mm	
1...40 mm	1...40 mm	3...30 mm	3...25 mm	1...40 mm	
KAS-70-35-S-M32					
KAS-70-35-A-M32	KAS-70-35-A-M32-Y5			KAS-70-35-A-M32-PTFE-100°C	
KAS-80-35-S-M32					
KAS-80-35-A-M32	KAS-80-35-A-M32-Y5			KAS-80-35-A-M32-PTFE-100°C	
		KAS-2000-35-M32			
			KAS-90-32-S-M32		
			KAS-90-32-Ö-M32		
10...35 V DC	10...35 V DC	10...35 V DC	20...250 V AC/DC	10...35 V DC	
250 mA / 2 x 250 mA	2 x 250 mA	400 mA	330 mA (ETL = 250 mA)	2 x 250 mA	
Typ. 10 mA	Typ. 10 mA	Typ. 15 mA	Typ. 2,5 mA	Typ. 10 mA	
50 Hz	50 Hz	50 Hz	25 Hz	50 Hz	
-25...+70 °C	-25...+70 °C	-25...+70 °C	-25...+70 °C (ETL = +60 °C)	-25...+100 °C	
Yes	Yes	Yes	Yes	Yes	
Yes	Yes	Yes	Yes	Yes	
EN 60947-5-2	EN 60947-5-2	EN 60947-5-2	EN 60947-5-2	EN 60947-5-2	
IP 67	IP 67	IP 67	IP 67	IP 67	
2 m Cable	Flange connector M 12 x 1	2 m Cable	2 m Cable	2 m Cable	
PA / PPO	PA / PPO	PA / PPO	PA / PPO	PTFE (FDA21 CFR 177.1550)	
PA / PPO	PA / PPO	PA / PPO	PA / PPO	PTFE (FDA21 CFR 177.1550)	
PA / PPO	PA / PPO	PA / PPO	PA / PPO	PA / PPO	
CE, RoHS, UL/CSA	CE, RoHS, UL/CSA	CE, RoHS	CE, RoHS, UL/CSA	CE, RoHS, UL/CSA	

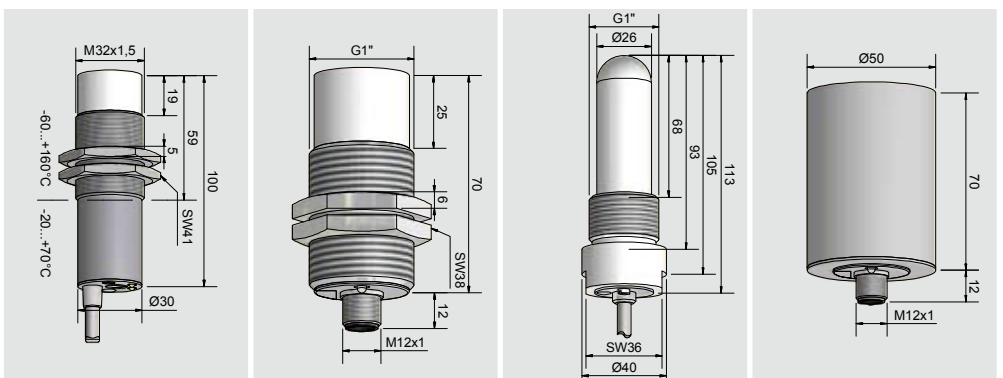


CAPACITIVE SENSORS KAS

Housing	M 32 x 1,5	1 "	Ø 26 mm / 1"	Ø 50 mm
   				
Technical Data	Non-flush mountable	Non-flush mountable	Non-flush mountable	Flush mountable
Operating distance Sn	15 mm	25 mm	5 mm	30 mm
Operating distance min./max. adjustable	2...20 mm	1...40 mm	0...20 mm	1..50 mm
Type NPN NO				
Type NPN NC				
Type NPN antivalent (NO + NC)			KAS-70-26-A-PTFE-1"-100°C	KAS-70-50-A-Y5
Type PNP NO				
Type PNP NC				
Type PNP antivalent (NO + NC)		KAS-80-34-A-1"-PTFE/Ms-Y5	KAS-80-26-A-PTFE-1"-100°C	KAS-80-50-A-Y5
Type NPN/PNP-NO/NC switchable	KAS-2000-34-M32-PTFE/V2A-160°C			
Type AC/DC NO				
TYPE AC/DC NC				
Operating voltage (U _B)	10...35 V DC	10...35 V DC	10...35 V DC	10...35 V DC
Output current max. (I _o)	400 mA	2 x 250 mA	2 x 250 mA	2 x 250 mA
No-load current (I _o)	Typ. 15 mA	Typ. 10 mA	< 15 mA	Typ. 10 mA
Frequency of operating cycles max.	50 Hz	50 Hz	50 Hz	100 Hz
Permitted ambient temperature	See below	-25...+70 °C	-25...+100 °C	-25...+70 °C
LED-display	Yes	Yes	Yes	Yes
Protective circuit	Yes	Yes	Yes	Yes
Norm	EN 60947-5-2	EN 60947-5-2	EN 60947-5-2	EN 60947-5-2
Degree of protection IEC 60529*	IP 67	IP 67	IP 67	IP 67
Connection	2 m Cable	Flange connector M 12 x 1	2 m Cable	Flange connector M 12 x 1
Housing material	VA No. 1.4305	Brass	PTFE (FDA21 CFR 177.1550)	PA / PPO
Active surface	PTFE (FDA21 CFR 177.1550)	PTFE (FDA21 CFR 177.1550)	PTFE (FDA21 CFR 177.1550)	PA / PPO
Lid	PA / PPO	PA / PPO	PA / PPO	PA / PPO
Certification	CE, RoHS	CE, RoHS, UL/CSA	CE, RoHS, UL/CSA	CE, RoHS, UL/CSA

*with sealed potentiometer screw

Dimensions:



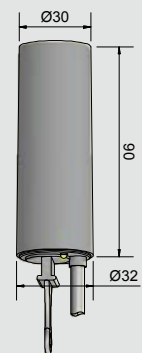
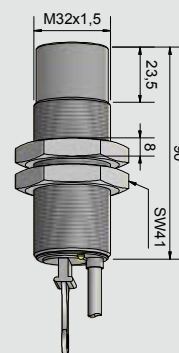
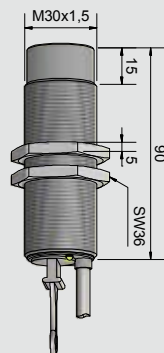
Connection diagram see page 7
Female connector M 12 see page 17

CAPACITIVE SENSORS KAS WITH RELAY OUTPUT SERIES 95

Housing	M 30 x 1,5	M 32 x 1,5	Ø 32 mm
Technical data	Non-flush mountable	Non-flush mountable	Non-flush mountable
Sensing distance Sn	15 mm	20 mm	20 mm
Sensing distance min./max. adjustable	2...20 mm	2...25 mm	2...25 mm
Type	KAS-95-A24-1CO-K-PBT-TD	KAS-95-32-1CO-K-M32-PBT-TD	KAS-95-32-1CO-K-PBT-TD
Electrical version	5 wire AC / DC	5 wire AC / DC	5 wire AC / DC
Output function	Relay 1 CO	Relay 1 CO	Relay 1 CO
Certificates	CE, RoHS, UL/CSA	CE, RoHS, UL/CSA	CE, RoHS, UL/CSA
Operating voltage (U _B)	20...250 V AC / DC	20...250 V AC / DC	20...250 V AC / DC
Time delay	Adjustable 1 sec ...10 min.	Adjustable 1 sec ...10 min.	Adjustable 1 sec ...10 min.
On-delay	Switchable	Switchable	Switchable
Off-delay	Switchable	Switchable	Switchable
Load max. AC (I, U)	1 A, 250 V	1 A, 250 V	1 A, 250 V
Load max. DC (I, U, P)	1 A, 220 V, 60 W	1 A, 220 V, 60 W	1 A, 220 V, 60 W
Power consumption (I ₀)	2,1 mA	2,1 mA	2,1 mA
Switching frequency max.	2 Hz	2 Hz	2 Hz
Permitted ambient temperature	-25...+70 °C (ETL = +60 °C)	-25...+70 °C (ETL = +60 °C)	-25...+70 °C (ETL = +60 °C)
LED display	Yellow	Yellow	Yellow
Protective circuit	Built-in	Built-in	Built-in
Degree of protection IEC 60529*	IP 67*	IP 67*	IP 67*
Norm	EN 60947-5-2	EN 60947-5-2	EN 60947-5-2
Connection	2 m Cable, PVC, 5 x 0,34 mm ²	2 m Cable, PVC, 5 x 0,34 mm ²	2 m Cable, PVC, 5 x 0,34 mm ²
Housing material	PBT	PBT	PBT
Active surface	PBT	PBT	PBT
Lid	PBT	PBT	PBT

*With sealed potentiometer screw

Dimensions:



CAPACITIVE SENSORS KAS SERIES 26

EasyTeach

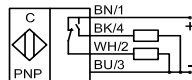
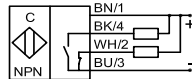


Capacitive Sensors - Series 26
Series 70 - NPN
Series 80 - PNP

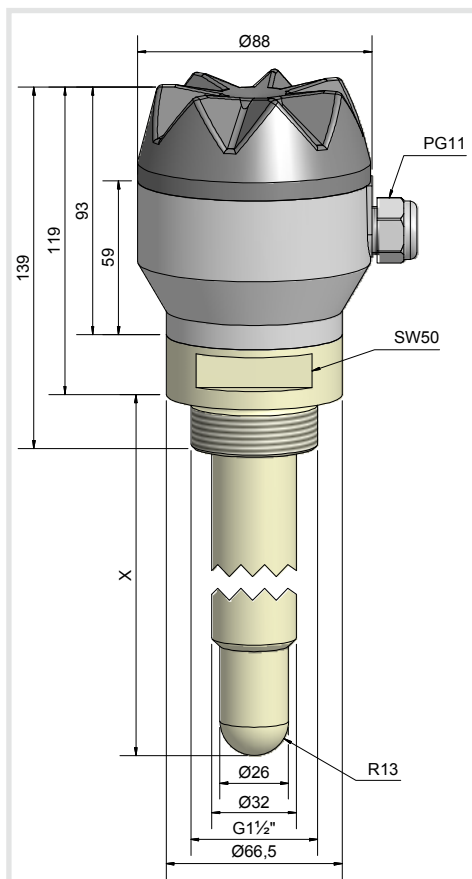


Housing $\varnothing = 26 \text{ mm} / 1\frac{1}{2}''$

- Housing material: PP / PBT
- Level sensor with EasyTeach function
- Clear text display
- Suitable for food and pharmaceutical applications
Plastic part (PP) which will be in contact with the product to be detected is FDA conforme (Code of Federal Regulation, title 21, chapter 1, part 177.1520)
- SIP / CIP 121° C
- Sensor length max. 2000 mm.



Sensor length „X“ (mm)	Type NPN	Art-No.	Type PNP	Art-No.
200	KAS-70-26-A-200-PP-1½“-PH-ET	KA0781	KAS-80-26-A-200-PP-1½“-PH-ET	KA0780
280	KAS-70-26-A-280-PP-1½“-PH-ET	KA0776	KAS-80-26-A-280-PP-1½“-PH-ET	KA0758
400	KAS-70-26-A-400-PP-1½“-PH-ET	KA0783	KAS-80-26-A-400-PP-1½“-PH-ET	KA0782
800	KAS-70-26-A-800-PP-1½“-PH-ET	KA0785	KAS-80-26-A-800-PP-1½“-PH-ET	KA0784
1200	KAS-70-26-A-1200-PP-1½“-PH-ET	KA0787	KAS-80-26-A-1200-PP-1½“-PH-ET	KA0786



Certificate:



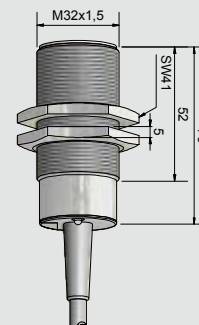
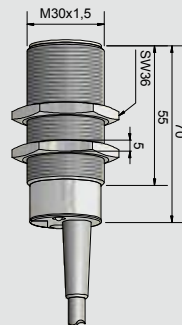
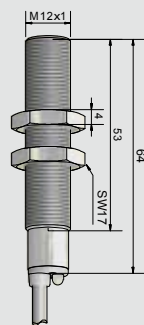
Technical data	Non-flush mountable
Operating distance Sn	5 mm
Operating distance min./max. adjustable	0...20 mm
Electrical version	4-pin DC
Output	Antivalent (NO + NC)
Operating voltage (U_B)	10...35 V DC
Output current max. (I_o)	2 x 250 mA
Voltage drop max. (U_d)	$\leq 2.0 \text{ V}$
Permitted residual ripple max.	10%
No-load current (I_o)	Typ. 10 mA
Frequency of operating cycles max.	2 Hz
Permitted ambient temperature	0...+70° C/ Sensor CIP 121° C (zero-current)
LCD-display	Reflective
Protective circuit	Built-in
Degree of protection IEC 60529 - Sensor	IP 68
Degree of protection IEC 60529 - Connection head	IP 65
Norm	EN 60947-5-2
Connection	Screw terminals 1,5 mm ²
Housing material	PP (FDA 21 CFR 177.1520)
Active surface	PP (FDA 21 CFR 177.1520)
Connection head	PBT glasfibre reinforced

CAPACITIVE SENSORS KAS WITH ANALOGUE OUTPUT

Housing	M 12 x 1	M 30 x 1,5	M 32 x 1,5	Female Connector M12
Technical Data	Flush mountable	Flush mountable	Flush mountable	
Operating range	0...5 mm	0...20 mm	0...30 mm	
Linear range adjustable	0...3,5 mm	0...14 mm	0...20 mm	
Type analogue 3-wire	KAS-80-A12-IL	KAS-80-A14-IL	KAS-80-30-IL-M32	
				Female Connector No. 57a
				4-pins for
				Flange connector M 12 x 1
				Y3 or Y5 NPN / PNP
Operating voltage (U_0)	15...30 V DC	15...30 V DC	15...30 V DC	
Output current (I_0)	2,5...> 20 mA	2,5...> 20 mA	2,5...> 20 mA	
No-load current (I_0)	Typ. 40 mA	Typ. 40 mA	Typ. 40 mA	
Load resistor	$R_L = 0...300 \text{ Ohm}$	$R_L = 0...300 \text{ Ohm}$	$R_L = 0...300 \text{ Ohm}$	
Permitted ambient temperature	0...+60 °C	0...+60 °C	0...+60 °C	
LED-display	Yes	Yes	Yes	
Protective circuit	Yes	Yes	Yes	
Norm	EN 60947-5-2	EN 60947-5-2	EN 60947-5-2	
Degree of protection IEC 60529*	IP 67	IP 67	IP 67	
Connection	2 m Cable	2 m Cable	2 m Cable	5 m Cable
Housing material	Brass	Brass	Brass	
Active surface	PTFE (FDA21 CFR 177.1550)	PTFE (FDA21 CFR 177.1550)	PTFE (FDA21 CFR 177.1550)	
Lid	PA / PPO	PA / PPO	PA / PPO	
Certification	CE, RoHS, UL/CSA	CE, RoHS, UL/CSA	CE, RoHS, UL/CSA	CE

*with sealed potentiometer screw

Dimensions:



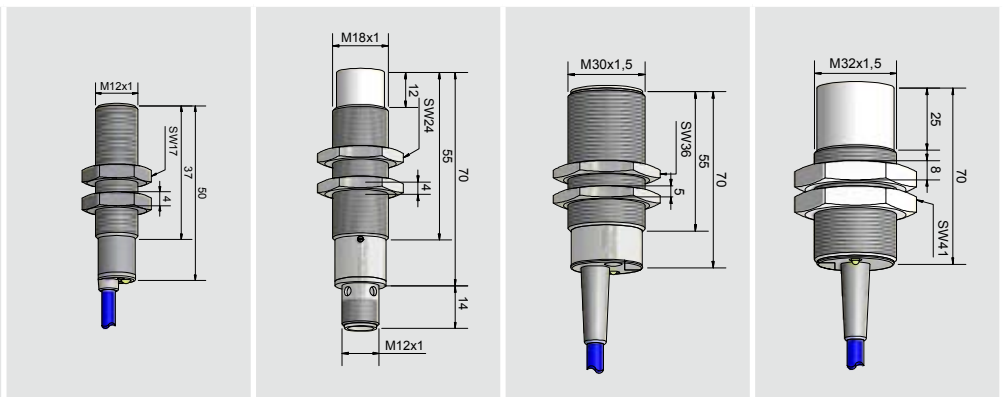
Connection diagram see page 7

CAPACITIVE SENSORS KAS - NAMUR - ATEX

Sensors for use in areas with the risk of explosion, ATEX zone 1

Housing	M 12 x 1	M 18 x 1	M 30 x 1,5	M 32 x 1,5
Technical data	Flush mountable	Non-flush mountable	Flush mountable	Non-flush mountable
Sensing distance S_n	2 mm	8 mm	10 mm	18 mm
Sensing distance min./max. adjustable	1...5 mm	2...10 mm	2...15 mm	3...20 mm
Type NAMUR	KAS-40-A12-N	KAS-40-A23-N-Y5	KAS-40-A14-N	KAS-40-35-N-M32-PTFE
Art.-No.	400 200	KA 0560	400 400	402 300
Certification	CE, RoHS, UL/CSA	CE, RoHS, UL/CSA	CE, RoHS, UL/CSA	CE, RoHS, UL/CSA
ATEX Certification No.	DMT 03 ATEX E 048	DMT 03 ATEX E 048	DMT 03 ATEX E 048	DMT 03 ATEX E 048
ATEX	Ex II 2G EEx ia IIC T1-T6	Ex II 2G EEx ia IIC T1-T6	Ex II 2G EEx ia IIC T1-T6	Ex II 2G EEx ia IIC T1-T6
IECEX Certification No.	IECEX BVS 07.0031	IECEX BVS 07.0031	IECEX BVS 07.0031	IECEX BVS 07.0031
IECEX	Ex ia IIC T1-T6	Ex ia IIC T1-T6	Ex ia IIC T1-T6	Ex ia IIC T1-T6
Operating voltage (U_B)	$U = 15$ V DC	$U = 15$ V DC	$U = 15$ V DC	$U = 15$ V DC
Output current active surface free	> typ. 1,5 mA	> typ. 1,5 mA	> typ. 1,5 mA	> typ. 1,5 mA
Output current active surface covered	< typ. 2,5 mA	< typ. 2,5 mA	< typ. 2,5 mA	< typ. 2,5 mA
Selfinductance (L)	0,2 mH	0,2 mH	0,2 mH	0,2 mH
LED display	No	Yes	Yes	No
Norm	EN 60947-5-6	EN 60947-5-6	EN 60947-5-6	EN 60947-5-6
Connection	2 m Cable, 2 x 0,14 mm ²	Flange connector M 12 x 1	2 m Cable, 2 x 0,75 mm ²	2 m Cable, 2 x 0,75 mm ²
Housing material	VA No. 1.4305	Brass	Brass	PTFE (FDA21 CFR 177.1550)
Active surface	PTFE (FDA21 CFR 177.1550)	PTFE (FDA21 CFR 177.1550)	PTFE (FDA21 CFR 177.1550)	PTFE (FDA21 CFR 177.1550)
Lid	PA / PPO	-	PA / PPO	PA / PPO
*With sealed potentiometer screw				

Dimensions:



All specifications are subject to change without notice. (03/2011)

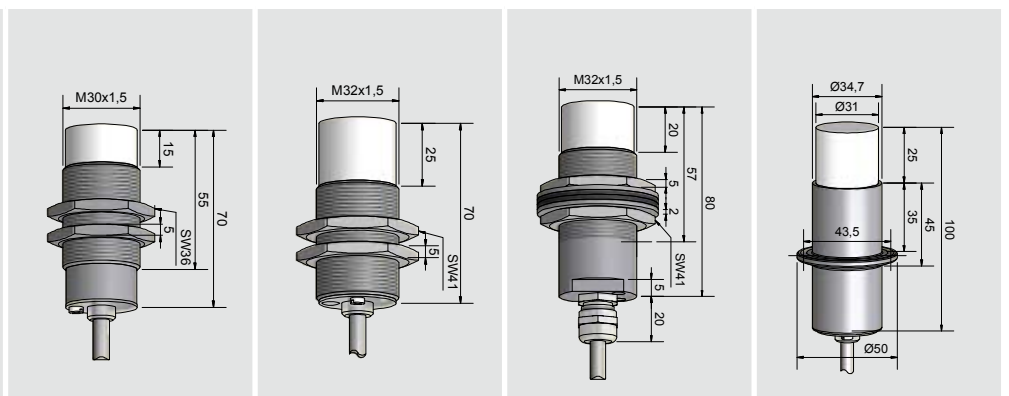
CAPACITIVE SENSORS KAS - ATEX - ZONE 20

Sensors for use in areas with risk of explosion, ATEX zone 20

Housing	M 30 x 1,5	M 32 x 1,5	M 32 x 1,5	Tri-Clamp
Technical data	Non-flush mountable	Non-flush mountable	Non-flush mountable	Non-flush mountable
Sensing distance Sn	15 mm	20 mm	20 mm	20 mm
Sensing distance min./max. adjustable	3...25 mm	3...30 mm	3...30 mm	3...30 mm
Type NPN antivalent (NO + NC)	KAS-70-A24-A-StEx-N	KAS-70-34-A-M32-StEx-N		
Type PNP antivalent (NO + NC)	KAS-80-A24-A-StEx-N	KAS-80-34-A-M32-StEx-N	KAS-80-35-A-M32-StEx-N	KAS-80-34-35/100-A-PTFE/VA-StEx-N
Certification	CE, RoHS, UL/CSA	CE, RoHS, UL/CSA	CE, RoHS, UL/CSA	CE, RoHS, UL/CSA
ATEX Certification No.	DMT 01 ATEX E 157	DMT 01 ATEX E 157	DMT 01 ATEX E 157	DMT 01 ATEX E 157
ATEX	EX II 1D IP67 T 101 °C EX II 2G EEx m II T4	EX II 1D IP67 T 101 °C EX II 2G EEx m II T4	EX II 1D IP67 T 101 °C EX II 2G EEx m II T4	EX II 1D IP67 T 101 °C EX II 2G EEx m II T4
IECEX Certification No.	IECEX BVS 07.0015	IECEX BVS 07.0015	IECEX BVS 07.0015	IECEX BVS 07.0015
IECEX	Ex tD A20/21 IP67 T 101 °C Ex mb II T4	Ex tD A20/21 IP67 T 101 °C Ex mb II T4	Ex tD A20/21 IP67 T 101 °C Ex mb II T4	Ex tD A20/21 IP67 T 101 °C Ex mb II T4
Operating voltage (U ₀)	10...30 V DC	10...30 V DC	10...30 V DC	10...30 V DC
Output current max. (I ₀)	2 x 150 mA	2 x 150 mA	2 x 150 mA	2 x 150 mA
No-load current (I ₀)	Typ. 15 mA	Typ. 15 mA	Typ. 15 mA	Typ. 15 mA
Frequency of operating cycles max.	50 Hz	50 Hz	50 Hz	50 Hz
Permitted ambient temperature	-25...+70 °C	-20...+70 °C	-20...+90 °C	-20...+90 °C
LED display	Yes	Yes	Yes	Yes
Protective circuit	Yes	Yes	Yes	Yes
Norm	EN 60947-5-2	EN 60947-5-2	EN 60947-5-2	EN 60947-5-2
Degree of protection IEC 60529*	IP 67	IP 67	IP 67	IP 67
Connection	3 m Cable, 5 x 0,34 mm ²	3 m Cable, 5 x 0,34 mm ²	3 m Cable, 5 x 0,34 mm ²	3 m Cable, 5 x 0,34 mm ²
Housing material	VA No. 1.4305	VA No. 1.4305	VA No. 1.4305	VA No. 1.4305
Active surface	PTFE (FDA21 CFR 177.1550)	PTFE (FDA21 CFR 177.1550)	PTFE (FDA21 CFR 177.1550)	PTFE (FDA21 CFR 177.1550)
Lid	PC (FDA 21 CFR 177.1580)	PC (FDA 21 CFR 177.1580)	VA No. 1.4305	PC (FDA 21 CFR 177.1580)

*with sealed potentiometer screw

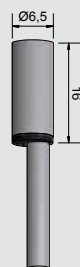
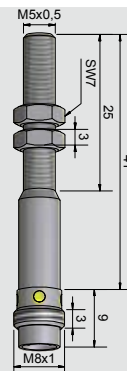
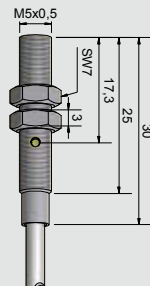
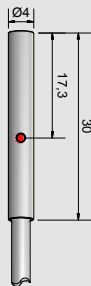
Dimensions:



INDUCTIVE SENSORS IAS

Housing	Ø 4 mm	M 5 x 0,5	M 5 x 0,5	Ø 6,5 mm
Technical Data	Flush mountable	Flush mountable	Flush mountable	Flush mountable
Operating distance S_n [mm]	0,8 mm	0,8 mm	0,8 mm	1,5 mm
Type NPN NO	IAS-20-04-S	IAS-20-M5-S		
Type NPN NC	IAS-20-04-Ö	IAS-20-M5-Ö		
Type NPN antivalent (NO + NC)				
Type PNP NO	IAS-10-04-S	IAS-10-M5-S	IAS-10-M5-S-Y7	IAS-10-6.5/15-S
Type PNP NC	IAS-10-04-Ö	IAS-10-M5-Ö	IAS-10-M5-Ö-Y7	
Type PNP antivalent (NO + NC)				
Type AC/DC NO				
Type AC/DC NC				
Operating voltage (U_B)	10...35 V DC	10...35 V DC	10...35 V DC	10...30 V DC
Output current max. (I_o)	150 mA	150 mA	150 mA	200 mA
No-load current (I_o)	Typ. 10 mA	Typ. 10 mA	Typ. 10 mA	Typ. 10 mA
Frequency of operating cycles max.	2 kHz	2 kHz	1 kHz	5 kHz
Permitted ambient temperature	-25...+70 °C	-25...+70 °C	-25...+70 °C	-25...+70 °C
LED-display	Yes	Yes	Yes	Yes
Protective circuit	Yes	Yes	Yes	Yes
Norm	EN 60947-5-2	EN 60947-5-2	EN 60947-5-2	EN 60947-5-2
Degree of protection IEC 60529*	IP 67	IP 67	IP 67	IP 67
Connection	2 m Cable 3 x 0,14 mm ²	2 m Cable 3 x 0,14 mm ²	Flange connector M 8 x 1	2 m Cable 3 x 0,14 mm ²
Housing material	VA No. 1.4305	VA No. 1.4305	VA No. 1.4305	VA No. 1.4305
Active surface	-	PA / PPO	PA / PPO	PA
Lid	-	-	-	PUR
Certification	CE, RoHS	CE, RoHS	CE, RoHS	CE, RoHS

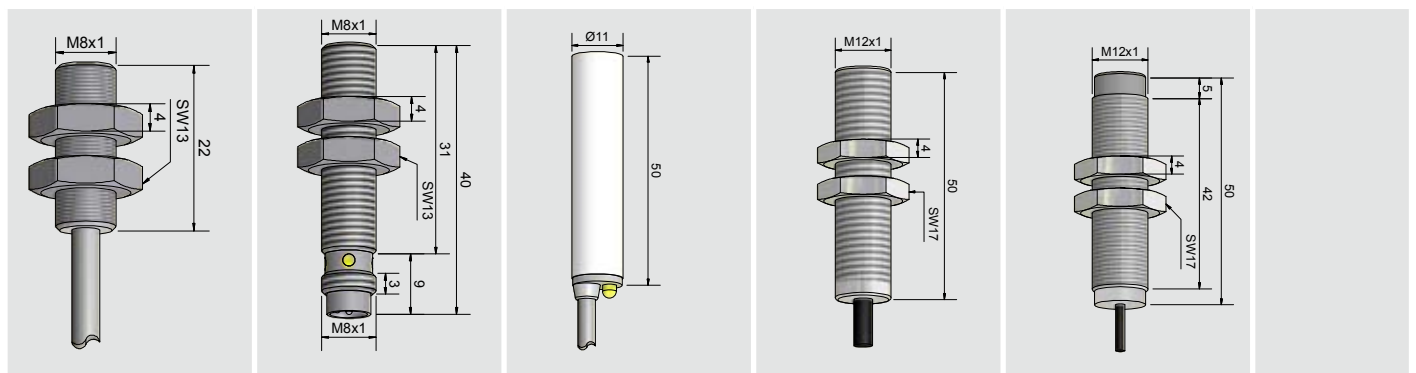
Dimensions:



Connection diagram see page 7

INDUCTIVE SENSORS IAS

M 8 x 1	M 8 x 1	Ø 11 mm	M 12 x 1	M 12 x 1	
Flush mountable	Flush mountable	Non-flush mountable	Flush mountable	Non-flush mountable	
1,5 mm	1,5 mm	5 mm	2 mm	4 mm	
			IAS-20-A12-S	IAS-20-A22-S	
IAS-10-M8-S	IAS-10-M8-S-Y7	IAS-10-14-S-PTFE, 5 m	IAS-10-A12-S	IAS-10-A22-S	
IAS-10-M8-Ö	IAS-10-M8-Ö-Y7				
10...30 V DC	10...35 V DC	10...35 V DC	10...30 V DC	10...30 V DC	
200 mA	150 mA	150 mA	200 mA	200 mA	
Typ. 10 mA	Typ. 10 mA	Typ. 15 mA	Typ. 17 mA	Typ. 17 mA	
5 kHz	1 kHz	2 kHz	1,5 kHz	1,2 kHz	
-25...+70 °C	-25...+70 °C	-25...+70 °C	-25...+70 °C	-25...+70 °C	
Yes	Yes	Yes	Yes	Yes	
Yes	Yes	Yes	Yes	Yes	
EN 60947-5-2	EN 60947-5-2	EN 60947-5-2	EN 60947-5-2	EN 60947-5-2	
IP 67	IP 67	IP 67	IP 67	IP 67	
2 m Cable 3 x 0,14 mm ²	Flange connector M 8 x 1	5 m Cable 3 x 0,14 mm ²	3 m Cable 3 x 0,14 mm ²	3 m Cable 3 x 0,14 mm ²	
VA No. 1.4305	VA No. 1.4305	PTFE (FDA21 CFR 177.1550)	Brass	Brass	
PA	PVC	PTFE (FDA21 CFR 177.1550)	PBT	PBT	
PA	-	PA / PPO	BPT	BPT	
CE, RoHS	CE, RoHS	CE, RoHS	CE, RoHS	CE, RoHS	

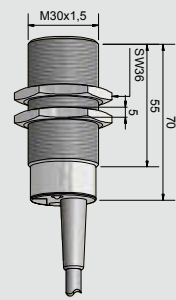
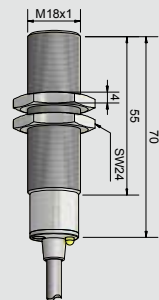
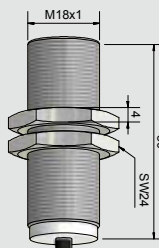
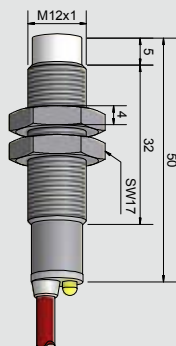


All specifications are subject to change without notice. (03/2011)

INDUCTIVE SENSORS IAS

Housing	M 12 x 1	M 18 x 1	M 18 x 1	M 30 x 1,5
Technical Data	Non-flush mountable	Flush mountable	Flush mountable	Flush mountable
Operating distance S_n [mm]	4 mm	5 mm	5 mm	10 mm
Type NPN NO		IAS-20-A13-S		IAS-20-A14-S
Type NPN NC				
Type NPN antivalent (NO + NC)				IAS-20-A14-A
Type PNP NO	IAS-10-A22-S-100°C	IAS-10-A13-S		IAS-10-A14-S
Type PNP NC				
Type PNP antivalent (NO + NC)				IAS-10-A14-A
Type AC/DC NO			IAS-60-A13-S	
TYPE AC/DC NC			IAS-60-A13-Ö	
Operating voltage (U_B)	10...35 V DC	10...30 V DC	20...250 V AC/DC	10...35 V DC
Output current max. (I_o)	150 mA	200 mA	300 mA	250 mA / 2 x 250 mA
No-load current (I_o)	Typ. 15 mA	Typ. 20 mA	Typ. 3,5 mA	Typ. 15 mA
Frequency of operating cycles max.	2 kHz	800 Hz	25 Hz	1 kHz
Permitted ambient temperature	-25...+100 °C	-25...+70 °C	-25...+70 °C	-25...+70 °C
LED-display	Yes	Yes	Yes	Yes
Protective circuit	Yes	Yes	Yes	Yes
Norm	EN 60947-5-2	EN 60947-5-2	EN 60947-5-2	EN 60947-5-2
Degree of protection IEC 60529*	IP 67	IP 67	IP 67	IP 67
Connection	2 m Cable 3 x 0,14 mm ²	2 m Cable 3 x 0,34 mm ²	2 m Cable 3 x 0,34 mm ²	2 m Cable
Housing material	VA No. 1.4305	Brass	Brass	Brass
Active surface	PTFE (FDA 21 CFR 177.1550)	PBT	PA / PPO	PVC
Lid	PA / PPO	BPT	PA / PPO	PA / PPO
Certification	CE, RoHS	CE, RoHS	CE, RoHS	CE, RoHS

Dimensions:



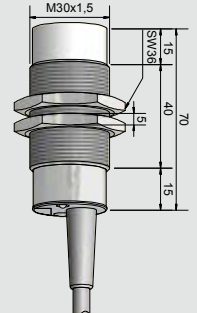
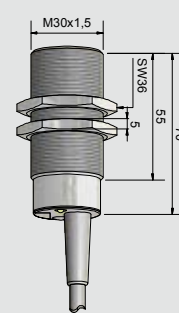
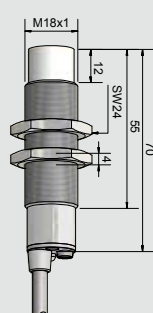
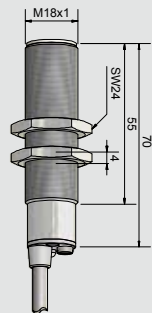
Connection diagram see page 7

INDUCTIVE SENSORS IAS WITH ANALOGUE OUTPUT

Housing	M 18 x 1	M 18 x 1	M 30 x 1,5	M 30 x 1,5
Technical Data	Flush mountable	Non-flush mountable	Flush mountable	Non-flush mountable
Operating range [mm]	0...5 mm	0...8 mm	0...10 mm	0...15 mm
Linear range [mm]	1,5...5 mm	3...8 mm	3...10 mm	5...15 mm
Type analogue 2-wire				
Type analogue 3-wire	IAS-10-A13-IL	IAS-10-A23-IL	IAS-10-A14-IL	IAS-10-A24-IL
Art.-No.	105 750	108 350	110 950	113 550
Operating voltage (U_B)	15...30 V DC	15...30 V DC	15...30 V DC	15...30 V DC
Output current (I_B)	2,5...>20 mA	2,5...>20 mA	2,5...>20 mA	2,5...>20 mA
No-load current (I_0)	Typ. 40 mA	Typ. 40 mA	Typ. 40 mA	Typ. 40 mA
Load resistor	$R_L = 0...300 \text{ Ohm}$	$R_L = 0...300 \text{ Ohm}$	$R_L = 0...300 \text{ Ohm}$	$R_L = 0...300 \text{ Ohm}$
Permitted ambient temperature	0...+60 °C	0...+60 °C	0...+60 °C	0...+60 °C
LED-display	Yes	Yes	Yes	Yes
Protective circuit	Yes	Yes	Yes	Yes
Norm	EN 60947-5-2	EN 60947-5-2	EN 60947-5-2	EN 60947-5-2
Degree of protection IEC 60529*	IP 67	IP 67	IP 67	IP 67
Connection	2 m Cable 3 x 0,34 mm ²	2 m Cable 3 x 0,34 mm ²	2 m Cable 3 x 0,75 mm ²	2 m Cable 3 x 0,75 mm ²
Housing material	Brass	Brass	Brass	Brass
Active surface	PTFE (FDA21 CFR 177.1550)	PTFE (FDA21 CFR 177.1550)	PTFE (FDA21 CFR 177.1550)	PTFE (FDA21 CFR 177.1550)
Lid	PA / PPO	PA / PPO	PA / PPO	PA / PPO
Certification	CE, RoHS	CE, RoHS	CE, RoHS	CE, RoHS

*with sealed potentiometer screw

Dimensions:



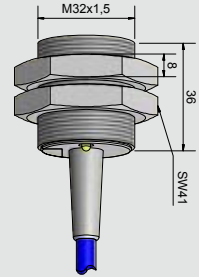
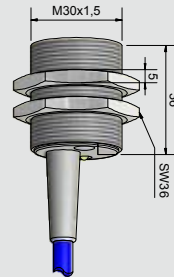
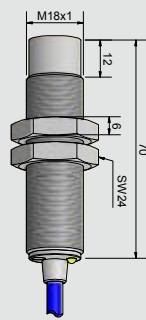
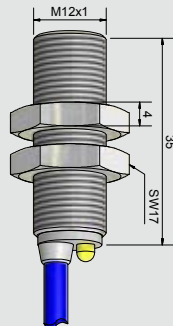
Connection diagram see page 7

INDUKTIVE SENSOREN IAS - NAMUR - ATEX - IECEx

Sensors for use in areas with the risk of explosion, ATEX zone 1

Housing	M 12 x 1	M 18 x 1	M 30 x 1,5	M 32 x 1,5
Technical data	Flush mountable	Non-flush mountable	Flush mountable	Non-flush mountable
Sensing distance S_n	2 mm	8 mm	10 mm	15 mm
Type NAMUR	IAS-30-A12-N	IAS-30-A23-N-K	IAS-30-A14-N	IAS-30-35-N-M32
Art.-No.	300 100	IA 0258	300 500	302 800
Certification	CE, RoHS, ATEX, IECEx	CE, RoHS, ATEX, IECEx	CE, RoHS, ATEX, IECEx	CE, RoHS, ATEX, IECEx
ATEX Certification No.	DMT 03 ATEX E 048	DMT 03 ATEX E 048	DMT 03 ATEX E 048	DMT 03 ATEX E 048
ATEX	Ex II 2G EEx ia IIC T1-T6	Ex II 2G EEx ia IIC T1-T6	Ex II 2G EEx ia IIC T1-T6	Ex II 2G EEx ia IIC T1-T6
IECEx Certification No.	IECEx BVS 07.0031	IECEx BVS 07.0031	IECEx BVS 07.0031	IECEx BVS 07.0031
IECEx	Ex ia IIC T1-T6	Ex ia IIC T1-T6	Ex ia IIC T1-T6	Ex ia IIC T1-T6
Operating voltage (U_B)	$U_i = 15$ V DC	$U_i = 15$ V DC	$U_i = 15$ V DC	$U_i = 15$ V DC
Output current active surface free	> typ. 2 mA	> typ. 2 mA	> typ. 2 mA	> typ. 2 mA
Output current active surface covered	< typ. 1,5 mA	< typ. 1,5 mA	< typ. 1,5 mA	< typ. 1,5 mA
Selfinductance (L)	2 mH	2 mH	2 mH	2 mH
Permitted ambient temperature	-25...+70 °C	-25...+70 °C	-25...+70 °C	-25...+70 °C
LED display	Yes	Yes	Yes	Yes
Protective circuit	Yes	Yes	Yes	Yes
Norm	EN 60947-5-6	EN 60947-5-6	EN 60947-5-6	EN 60947-5-6
Degree of protection IEC 60529*	IP 67	IP 67	IP 67	IP 67
Connection	2 m Cable, 2 x 0,14 mm ²	5 m Cable, 2 x 0,34 mm ²	2 m Cable, 2 x 0,75 mm ²	2 m Cable, 2 x 0,75 mm ²
Housing material	Brass	PA / PPO	Brass	PA / PPO
Active surface	PA / PPO	PA / PPO	PVC	PA / PPO
Lid	PA / PPO	PA / PPO	PA / PPO	PA / PPO

Dimensions:

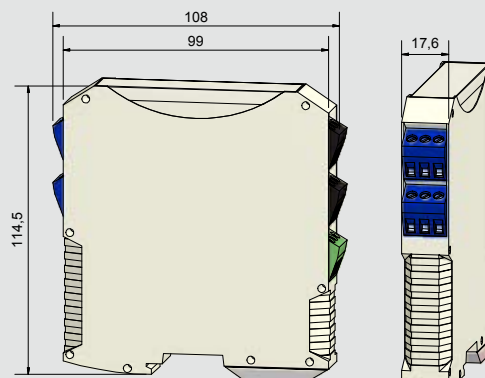


Connection diagram see page 7
Female connector M 12 see page 17

ISOLATING SWITCHING AMPLIFIER - ATEX

Housing	122 x 108 x 17,6 mm	122 x 108 x 17,6 mm	122 x 108 x 17,6 mm	122 x 108 x 17,6 mm
Technical Data				
Operating voltage (U_o)	120...230 V AC	120...230 V AC	18...31,2 V DC	18...31,2 V DC
Output function	1 x potential-free change-over contact	2 x potential-free change-over contact	2 x potential-free change-over contact	2 x transistor output / open collector
Contact rating each relay AC max.	250 V AC / 4 A	250 V AC / 4 A	250 V AC / 4 A	
Contact rating each relay DC max.	250 V DC / 2 A	250 V DC / 2 A	250 V DC / 4 A	35 V DC / 50 mA
Type	N-132/1-01	N-132/2-01	N-132/2-10	N-132/2-E-10
Art.-No.	N 00012	N 00015	N 00017	N 00018
Certification	CE, ATEX, FM	CE, ATEX, FM	CE, ATEX, FM	CE, ATEX, FM
ATEX Certification No.	BVS 09 ATEX E 087X	BVS 09 ATEX E 087X	BVS 09 ATEX E 087X	BVS 09 ATEX E 087X
ATEX	II (1) G [Ex ia] IIC II (1) D [Ex ia] IIIB	II (1) G [Ex ia] IIC II (1) D [Ex ia] IIIB	II (1) G [Ex ia] IIC II (1) D [Ex ia] IIIB	II (1) G [Ex ia] IIC II (1) D [Ex ia] IIIB
IECEx Certification No.	IECEx BVS 10.0088X	IECEx BVS 10.0088X	IECEx BVS 10.0088X	IECEx BVS 10.0088X
IECEx	[Ex ia] IIC [Ex ia] IIIC	[Ex ia] IIC [Ex ia] IIIC	[Ex ia] IIC [Ex ia] IIIC	Ex nAc nCc [ia] IIC T4 [Ex ia] IIIC
No-load current (I_o)	Typ. 12 mA	Typ. 18 mA	Typ. 55 mA	Typ. 36 mA
No-load voltage max. (U_s)	9,6 V DC	9,6 V DC	9,6 V DC	9,6 V DC
Short circuit current max. (I_k)	10 mA	20 mA	20 mA	20 mA
Outer inductance max. (L_o)	[Exia] IIC 350 mH/ IIB 1000 mH	[Exia] IIC 90 mH/ IIB 340 mH	[Exia] IIC 90 mH/ IIB 340 mH	[Exia] IIC 90 mH/ IIB 340 mH
Outer capacitance max. (C_o)	[Exia] IIC 3,6 μ F/ IIB 26 μ F	[Exia] IIC 3,6 μ F/ IIB 26 μ F	[Exia] IIC 3,6 μ F/ IIB 26 μ F	[Exia] IIC 3,6 μ F/ IIB 26 μ F
Actuating signal	NAMUR EN 60947-5-6	NAMUR EN 60947-5-6	NAMUR EN 60947-5-6	NAMUR EN 60947-5-6
Permitted ambient temperature	-20...+70 °C	-20...+70 °C	-20...+70 °C	-20...+70 °C
Display	Red / yellow and green	Red / yellow and green	Red / yellow and green	Red / yellow and green
Norm	EN 60947-5-6	EN 60947-5-6	EN 60947-5-6	EN 60947-5-6
Degree of protection IEC 60529	Housing: IP 30 Connections: IP 20	Housing: IP 30 Connections: IP 20	Housing: IP 30 Connections: IP 20	Housing: IP 30 Connections: IP 20
Connection	Screw terminals	Screw terminals	Screw terminals	Screw terminals

Dimensions:

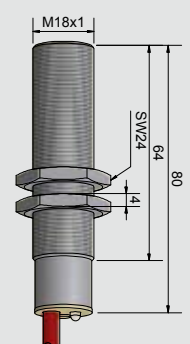
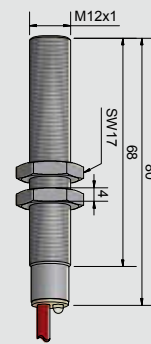
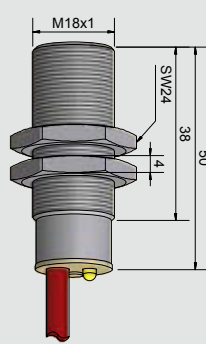
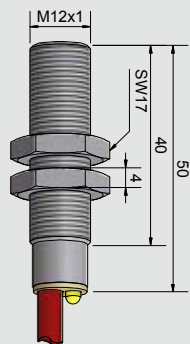


Connection diagram see page 7

MAGNETO RESISTIVE SENSORS MRS

Housing	M 12 x 1	M 18 x 1	M 12 x 1	M 18 x 1
Technical data	Flush mountable	Flush mountable	Flush mountable	Flush mountable
Operating distance S_n	1,5 mm	3 mm	1 mm	2,5 mm
Detection of direction of rotation	No	No	Yes	Yes
Type NPN NO	MRS-300-M12-20-S	MRS-300-M18-20-S	MRS-350-M12-20-S	MRS-350-M18-20-S
Type NPN NC				
Type PNP NO	MRS-300-M12-10-S	MRS-300-M18-10-S	MRS-350-M12-10-S	MRS-350-M18-10-S
Type PNP NC				
Operating voltage (U_B)	10...35 V DC	10...35 V DC	10...35 V DC	10...35 V DC
Output current max. (I_o)	250 mA	250 mA	2 x 250 mA	2 x 250 mA
No-load current (I_o)	Typ. 15 mA	Typ. 15 mA	Typ. 15 mA	Typ. 15 mA
Frequency of operating cycles min./max.	0,5 Hz/10 kHz	0,5 Hz/15 kHz	0,5 Hz/10 kHz	0,5 Hz/10 kHz
Permitted ambient temperature	-40...+125 °C	-40...+125 °C	-40...+125 °C	-40...+125 °C
LED-Display	Yes	Yes	Yes	Yes
Protective circuit	Yes	Yes	Yes	Yes
Norm	EN 60947-5-2	EN 60947-5-2	EN 60947-5-2	EN 60947-5-2
Degree of protection IEC 60529	IP 67	IP 67	IP 67	IP 67
Connection	2 m Cable 3 x 0,14 mm ²	2 m Cable 3 x 0,34 mm ²	2 m Cable 4 x 0,14 mm ²	2 m Cable 4 x 0,34 mm ²
Housing material	VA No. 1.4305	VA No. 1.4404	VA No. 1.4305	VA No. 1.4404
Active surface	VA No. 1.4305	VA No. 1.4404	VA No. 1.4305	VA No. 1.4404
Lid	PEEK (FDA21 CFR 177.2415)	PEEK (FDA21 CFR 177.2415)	PEEK (FDA21 CFR 177.2415)	PEEK (FDA21 CFR 177.2415)
Certification	CE, RoHS	CE, RoHS	CE, RoHS	CE, RoHS

Dimensions:

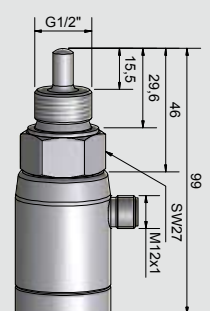
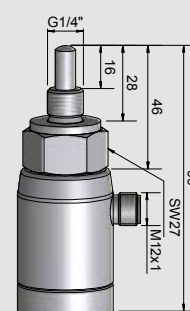
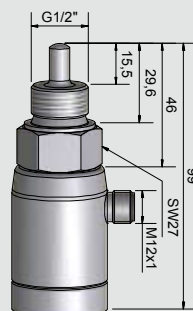
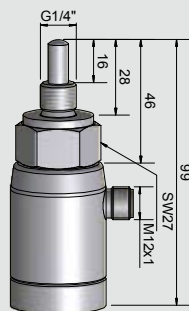


Connection diagram see page 7

FLOW SENSORS SW

Housing	G 1/4"	G 1/2"	G 1/4"	G 1/2"
Technical data				
Measuring range [cm/s], dependent on material	1-300 cm/s (H ₂ O: 150 cm/s)	1-300 cm/s (H ₂ O: 150 cm/s)	1-300 cm/s (H ₂ O: 150 cm/s)	1-300 cm/s (H ₂ O: 150 cm/s)
Switching point adjustable	Yes	Yes	Yes	Yes
Hysteresis adjustable	Yes	Yes	No	No
Repeat accuracy	1 %	1 %	1 %	1 %
Type analogue 4(0) - 20 mA	SW-600-G1/4-IL	SW-600-G1/2-IL		
Type NO			SW-600-G1/4-S	SW-600-G1/2-S
Operating voltage (U ₀)	18...30 V DC	18...30 V DC	24 V AC/DC ± 10 %	24 V AC/DC ± 10 %
Switching outputs	PNP, NPN max. 300 mA in total	PNP, NPN max. 300 mA in total	Relay contact (NO) max. 200 mA	Relay contact (NO) max. 200 mA
No-load current (I ₀)	Typ. 60 mA	Typ. 60 mA	Typ. 60 mA	Typ. 60 mA
Response-time	Typ. 2 s	Typ. 2 s	Typ. 2 s	Typ. 2 s
Temperature gradient	Typ. 4 K/s	Typ. 4 K/s	Typ. 4 K/s	Typ. 4 K/s
Operating pressure	100 bar	100 bar	100 bar	100 bar
Permitted ambient temperature	0...+70 °C	0...+70 °C	0...+70 °C	0...+70 °C
Display	LCD-display/LED	LCD-display/LED	Yes	Yes
Degree of protection IEC 60529	IP 67	IP 67	IP 67	IP 67
Connection	Flange connector M 12 x 1	Flange connector M 12 x 1	Flange connector M 12 x 1	Flange connector M 12 x 1
Housing material	VA No. 1.4504	VA No. 1.4504	VA No. 1.4504	VA No. 1.4504
Material in contact with medium	VA No. 1.4571	VA No. 1.4571	VA No. 1.4571	VA No. 1.4571
Lid	Mineral glass tempered	Mineral glass tempered	PA	PA
Magnet	Cobalt Samarium	Cobalt Samarium		
Certification	CE, RoHS	CE, RoHS	CE, RoHS	CE, RoHS

Dimensions:

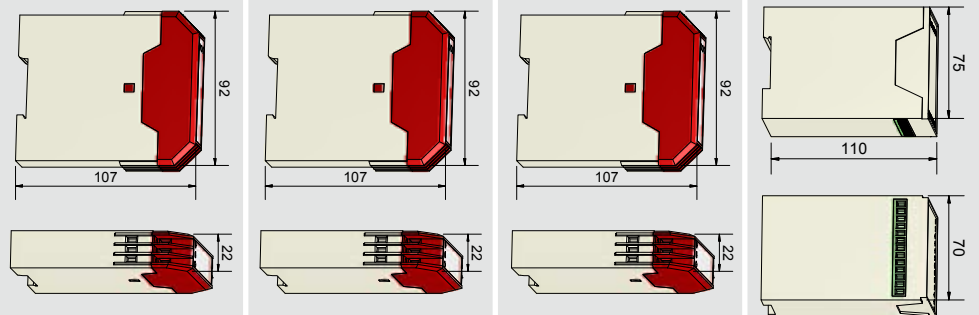


Connection diagram see page 7

POWER SUPPLIES EG...

Housing	22 x 92 x 107,5 mm	22 x 92 x 107,5 mm	22 x 92 x 107,5 mm	75 x 70 x 110 mm
Technical Data				
Operating voltage (U_b)	115/230 V AC \pm 15 % 40...60 Hz	115/230 V AC \pm 15 % 40...60 Hz	115/230 V AC \pm 15 % 40...60 Hz	115/230 V AC \pm 15 % 40...60 Hz
No-load current (I_o)	Typ. 20 mA	Typ. 40 mA	Typ. 20 mA	Typ. 40 mA
Output function	1 x potential-free change-over contact	1 x potential-free change-over contact / 1 x potential-free NO	1 x potential-free change-over contact	3 x potential-free change-over contact
Contact rating each relay max.	250 V AC / 6 A	250 V AC / 6 A	250 V AC / 6 A	250 V AC / 6 A
Type	EG I-130	EG II-130	EG I-130-TD	EG III-130
Art.-No.	522 000	522 300	522 100	NA 0002
Actuating voltage (U_b)	24 V DC \pm 20 %	24 V DC \pm 20 %	24 V DC \pm 20 %	24 V DC \pm 20 %
Actuating current max. (I_g)	60 mA	60 mA	60 mA	100 mA
Residual ripple acc. to DIN 41 755 max.	2 %	2 %	2 %	2 %
Actuating signal	PNP or NPN	PNP or NPN	PNP or NPN	PNP or NPN
Permitted ambient temperature	-25...+80 °C	-25...+80 °C	-25...+80 °C	-25...+70 °C
LED-display	Yes	Yes	Yes	Yes
Energising and de-energising delay	-	-	$t_1 = 0,1...0,5$ s / $t_2 = 2...60$ s	-
Degree of protection IEC 60529	Housing: IP 30 Connections: IP 20	Housing: IP 30 Connections: IP 20	Housing: IP 30 Connections: IP 20	Housing: IP 30 Connections: IP 20
Connection	Screw terminal	Screw terminal	Screw terminal	Screw terminal
Certification	CE, RoHS	CE, RoHS	CE, RoHS	CE, RoHS

Dimensions:

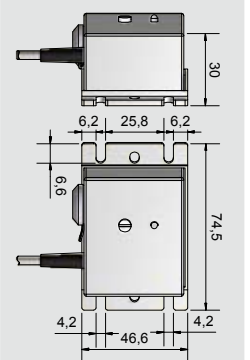
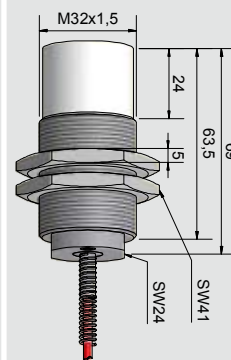
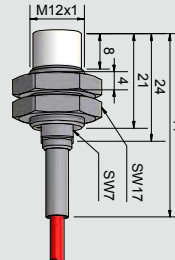
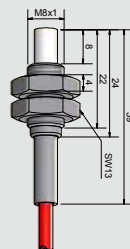


Connection diagram see page 7

CAPACITIVE SENSORS KXS-EXTREME

Housing	M 8 x 1	M 12 x 1	M 32 x 1,5	Evaluation unit
Technical Data	Flush mountable / Non-flush mountable	Flush mountable / Non-flush mountable	Flush mountable / Non-flush mountable	
Operating distance S_n [mm]	7 mm	15 mm	80 mm	-
Operating distance min./max. adjustable	0...10 mm	1...25 mm	5...120 mm	-
Mini Sensor	KXS-M8/25	KXS-M12/25		
Evaluation unit MINI Sensor NPN antivalent				KXA-5-1-N-A-MINI
Evaluation unit MINI Sensor PNP antivalent				KXA-5-1-P-A-MINI
Sensor			KXS-M32/70	
Evaluation unit NPN antivalent				KXA-5-1-N-A
Evaluation unit PNP antivalent				KXA-5-1-P-A
Operating voltage (U_b)	-	-	-	18...36 V DC
Output current max. (I_e)	-	-	-	2 x 250 mA
No-load current (I_o)	-	-	-	Typ. 50 mA
Frequency of operating cycles max.	-	-	-	50 Hz
Permitted ambient temperature	-70...+250 °C	-70...+250 °C	-70...+250 °C	-25...+55 °C
LED-display	-	-	-	Yes
Protective circuit	-	-	-	Yes
Degree of protection IEC 60529	IP 67	IP 67	IP 67	IP 54
Connection	2 m FEP, Triax	2 m FEP, Triax	2 m FEP, Triax	2 m Cable 4 x 0,14 mm ²
Housing material	VA No. 1.4305	VA No. 1.4305	VA No. 1.4305	PA / PPO
Active surface	PTFE (FDA21 CFR 177.1550)	PTFE (FDA21 CFR 177.1550)	PTFE (FDA21 CFR 177.1550)	-
Certification	CE, RoHS, UL/CSA	CE, RoHS, UL/CSA	CE, RoHS, UL/CSA	CE, RoHS, UL/CSA

Dimensions:



All specifications are subject to change without notice. (03/2011)

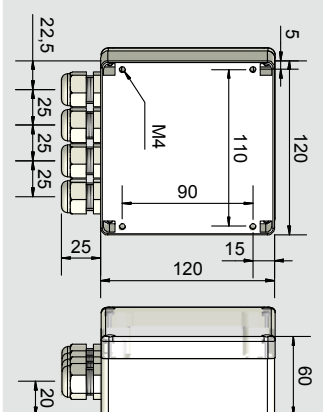
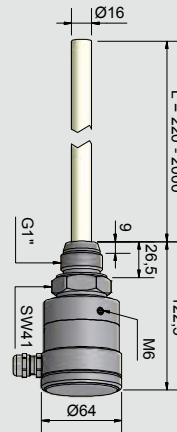

Connection diagram see page 7

CAPACITIVE LEVEL MEASURING SYSTEMS TRUE LEVEL®

- With analogue output

Housing	Ø 16 mm	Ø 16 mm / 1"	Evaluation unit
			
Technical Data			
Active zone [mm]	Measuring range begins from 85 mm, related to the probe tip	Measuring range begins from 85 mm, related to the probe tip	
Analogue probe	KFS-1-"L"- "M"-Y75	KFS-1-"L"- "M"-VA-1"	
With connection head	-	Yes	
Analogue evaluation unit for „M“ = 200 mm			KFA-1-200-IL4-KL-Y70
Analogue evaluation unit for „M“ = 500 mm			KFA-1-500-IL4-KL-Y70
Analogue evaluation unit for „M“ = 1000 mm			KFA-1-1000-IL4-KL-Y70
Analogue evaluation unit for „M“ = 2000 mm			KFA-1-2000-IL4-KL-Y70
Operating voltage (U _B)	-	-	18...36 V DC
Analogue output	-	-	4...20 mA
Power consumption (outputs No-load)	-	-	Typ. 3,5 W
Permitted ambient temperature	-	-25...+100 °C	-25...+55 °C
Permitted ambient temperature (for active zone)	-70...+250 °C	-70...+150 °C	-
LED-Display	-	-	Yes
Protective circuit	-	-	Yes
Degree of protection IEC 60529 (probe/housing) (screwing* cable connection)	IP 67 -	IP 67 IP 54	IP 54 -
Connecting	2 m coax-cable with SMB-connectors	SMB-sockets within the connection head	Screw terminal and SMB-sockets
Housing material	GFK	VA No. 1.4571	ABS
Active zone	GFK	GFK	-
Pressure	-	25 bar	-
Certification	CE, RoHS, UL/CSA	CE, RoHS, UL/CSA	CE, RoHS, UL/CSA

Dimensions:

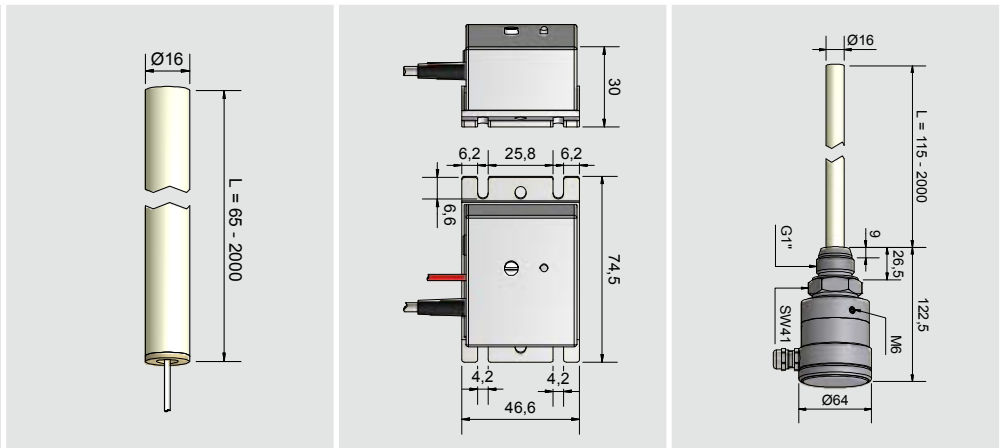


Connection diagram see page 7

- With limit value switching point(s)

Housing	Ø 16 mm	Evaluation unit	Compact filling level probe
Technical Data			
Active Zone [mm]	10...25 mm, related to the probe tip	-	10...25 mm, related to the probe tip + 1 x type specific X2
Probe	KFS-5-1-"L"-15-Y55	-	
Evaluation unit NPN antivalent		KFA-5-1-N-A-Y50	
Evaluation unit PNP antivalent		KFA-5-1-P-A-Y50	
Compact filling level probe NPN NO			KFX-5-2-"L"-15/X2-N-S-VA-1"
Compact filling level probe NPN NC			KFX-5-2-"L"-15/X2-N-Ö-VA-1"
Compact filling level probe PNP NO			KFX-5-2-"L"-15/X2-P-S-VA-1"
Compact filling level probe PNP NC			KFX-5-2-"L"-15/X2-P-Ö-VA-1"
Operation voltage (U ₀)	-	18...36 V DC	18...36 V DC
Output current max. (I ₀)	-	2 x 250 mA	2 x 250 mA
No-load current (I ₀)	-	Typ. 50 mA	Typ. 50 mA
Frequency of operating cycles max.	-	4 Hz	4 Hz
Permitted ambient temperature	-	-25...+55 °C	-25...+55 °C
Permitted ambient temperature (for active zone)	-70...+250 °C	-	-25...+100 °C
LED-Display	-	Yes	Yes
Protective circuit	-	Yes	Yes
Degree of protection IEC 60529	IP 67	IP 54	IP 67
Connection	2 m coax-cable with coax-connector	2 m Cable 4 x 0,14 mm ²	Clamp terminal within the connection head
Housing material	GFK	PA / PPO	VA No. 1.4571
Active zone	GFK	-	GFK
Pressure	-	-	25 bar
Certification	CE, RoHS, UL/CSA	CE, RoHS, UL/CSA	CE, RoHS

Dimensions:



Connection diagram see page 7

All specifications are subject to change without notice. (03/2011)

PRODUCT REPORT

High Performance – the standard for RECHNER's capacitive proximity sensors

Rechner has proved once again, that supreme achievement is possible, when the customer's demands are merged with their innovation and long-standing experience. High Performance, just two words that accurately describe the new generation of standard sensors: Capacitive sensors with 3 times higher sensing distance than the norm, high temperature stability up to 100 °C and excellent EMC-characteristics. The sensing



distance is medium optimised, so that with just one adjustment it is possible to detect a variety of products.

The series comprise capacitive sensors in cylindrical size from M 8 x 1 mm to 64 mm in diameter, with both flush and non-flush mountable models.

Also ranging among the standard are chemical resistant and food-grade sensors in PTFE or PTFE/stainless steel housings.

The Top-Team In The Ex-Area

RECHNER-Sensors have a wide reaching program of Ex-protected sensors.

The product family comprise capacitive and inductive proximity sensors in cylindrical size from 6.5 to 40 mm in diameter. NAMUR sensors and proximity sensors with NPN or PNP transistor output rank among the standard.

The capacitive filling level systems TrueLevel and PerLevel with up to 2000 mm probe length are also available with ATEX certificates



With the Ex-protected isolation amplifiers the product range is complete.

The ATEX-certified units are available for areas with danger of gas explosion (Zone 0,1 and 2) and for areas with danger of dust explosion (Zone 20, 21 and 22).

Being an ATEX certified firm, RECHNER can also offer sensors with a manufacturers declaration for both of these explosion danger areas.



Capacitive Sensor - an all round performance ensures everything runs well!

The 26 series from RECHNER was originally designed to cope with the problems of very adhesive products. It turns out that these sensors have excellent characteristics for general use in level control. Typically they overcome the problems caused by products sticking to the sensor and the need for continual re-adjustment.

The semi-round sensor tip is a striking feature of this series. The electronics are based on RECHNER's High Performance Technology and guarantees high quality and reliability. The

sensors are available with various process connections, such as Triclamp, G1" and M22.

Now this series has been extended with the new Easy Teach range. This new range has housing lengths that can reach deeper into the containers. These sensors have a G1½" process connection. Thanks to the EasyTeach function the adjustment is made with just one push button. The clear text display assist with the adjustment. These capacitive level sensors are available up to 2000 mm in length.

Like the rest of the 26 family they are suitable for use in both wet and dry areas. They are ideal for use in industries such as the chemical industry or food processing.

Capacitive Sensors – EasyTeach – With Clear Text Display!



delay. RECHNER's High Performance Technology is also incorporated into these sensors guaranteeing the best in quality and reliability.

Moreover the sensors have a low power consumption of only 2 mA. The sensors are available with body sizes of M 30 x 1.5, M 32 x 1.5 and in a slightly tapered smooth bodied sensor 32 mm in diameter. A PG36 pressure type connection is available as an accessory. The sensors can be connected to PLC's or the user can connect directly for control purposes to a max. 1 A.

Versatile – Capacitive Sensors With Relay Output

RECHNER's series 95 capacitive sensors with relay output are incredibly versatile level probes. The universal supply voltage range from 20...250 V AC/DC, the simple mounting and installation and the potential-free relay output are all key benefits for the user. Further advantages are provided by the integrated intelligent micro controller technology. This allows various options, like adjustable time relay (from 1 sec. up to 10 min.) and changeable on- or off-



TYPE SELECTION IN ARTICLE NUMBER ORDER

Art.-No.	Type description	Page	Art.-No.	Type description	Page	Art.-No.	Type description	Page
100200	IAS-10-M8-S-Y7	21	715800	KAS-70-30-A-M32	12	IA0273	IAS-10-M8-S	21
100310	IAS-10-M8-Ö-Y7	21	716000	KAS-70-30-A-M32-Y5	12	IA0275	IAS-10-M8-Ö	21
102417	IAS-10-A22-S-100°C	22	716200	KAS-70-30-S-M32	12	KA...	KAS-70-26-A-PTFE-1"-100°C	14
105750	IAS-10-A13-IL	23	718555	KAS-70-34-A-M32-PTFE/V2A-Y5	12	KA...	KAS-70-34-A-M32-StEx-N	19
108350	IAS-10-A23-IL	23	719200	KAS-70-35-A-Y5	10	KA0084	KAS-80-A24-A-StEx-N	19
108380	IAS-10-A14-A	22	719255	KAS-70-35-A-M32-PTFE-100°C	13	KA0085	KAS-70-A24-A-StEx-N	19
108400	IAS-10-A14-S	22	720200	KAS-70-35-A-M32	13	KA0086	KAS-80-35-A-M32-StEx-N	19
110950	IAS-10-A14-IL	23	720400	KAS-70-35-A-M32-Y5	13	KA0272	KAS-80-20-A-M22	9
113550	IAS-10-A24-IL	23	720600	KAS-70-35-S-M32	13	KA0273	KAS-70-20-A-M22	9
113610	IAS-10-04-S	20	725510	KAS-70-50-A-Y5	14	KA0277	KAS-80-26-A-PTFE-1"-100°C	14
113650	IAS-10-04-Ö	20	770800	KAS-2000-35-M32	13	KA0356	KAS-80-34-A-M32-StEx-N	19
114010	IAS-10-M5-S	20	771100	KAS-2000-34-M32-PTFE/V2A-160°C	14	KA0377	KAS-80-34-35/100-A-PTFE/VA-StEx-N	19
114110	IAS-10-M5-Ö	20	800130	KAS-80-A21-S-Y7	8	KA0528	KAS-80-34-A-1"-PTFE/MS-Y5	14
114400	IAS-10-M5-S-Y7	20	800150	KAS-80-A12-A	8	KA0560	KAS-40-A23-N-Y5	18
114450	IAS-10-M5-Ö-Y7	20	800200	KAS-80-A12-S	8	KA0758	KAS-80-26-A-280-PP-11/2"-PH-ET	16
193385	Female connector No. 57a	17	800400	KAS-80-A12-IL	17	KA0776	KAS-70-26-A-280-PP-11/2"-PH-ET	16
208380	IAS-20-A14-A	22	800724	KAS-80-A12-A-Y5	8	KA0780	KAS-80-26-A-200-PP-11/2"-PH-ET	16
208400	IAS-20-A14-S	22	800736	KAS-80-A22-A-Y5	8	KA0781	KAS-70-26-A-200-PP-11/2"-PH-ET	16
213610	IAS-20-04-S	20	801981	KAS-80-A13-A-Y5	9	KA0782	KAS-80-26-A-400-PP-11/2"-PH-ET	16
213650	IAS-20-04-Ö	20	803666	KAS-80-A23-S-K-PTFE-IP68	9	KA0783	KAS-70-26-A-400-PP-11/2"-PH-ET	16
214010	IAS-20-M5-S	20	804091	KAS-80-A23-A-Y5	9	KA0784	KAS-80-26-A-800-PP-11/2"-PH-ET	16
214110	IAS-20-M5-Ö	20	805200	KAS-80-A14-A	10	KA0785	KAS-70-26-A-800-PP-11/2"-PH-ET	16
300100	IAS-30-A12-N	24	805400	KAS-80-A14-A-Y5	11	KA0786	KAS-80-26-A-1200-PP-11/2"-PH-ET	16
300500	IAS-30-A14-N	24	805600	KAS-80-A14-A-K	11	KA0787	KAS-70-26-A-1200-PP-11/2"-PH-ET	16
302800	IAS-30-35-N-M32	24	806000	KAS-80-A14-S	10	KA0788	KAS-90-A24-uC-S/Ö-NL-Y1	11
360100	MRS-300-M12-10-S	26	806400	KAS-80-A14-IL	17	KA0822	KAS-95-32-1CO-K-M32-PBT-TD	15
360300	MRS-300-M12-20-S	26	807200	KAS-80-A14-S-K	11	KA0842	KAS-95-A24-1CO-K-PBT-TD	15
360500	MRS-300-M18-10-S	26	808200	KAS-80-A24-A-Y5	11	KA0858	KAS-95-32-1CO-K-PBT-TD	15
360700	MRS-300-M18-20-S	26	808400	KAS-80-A24-A-K	11	KF...	KFS-1-"L"-M"-VA-1"	30
360900	MRS-350-M12-10-S	26	809600	KAS-80-A24-S-K	11	KF...	KFS-1-"L"-M"-Y75	30
361100	MRS-350-M12-20-S	26	811600	KAS-80-20-A	9	KF...	KFS-5-1-"L"-15-Y55	31
361300	MRS-350-M18-10-S	26	811800	KAS-80-20-S	9	KF...	KFX-5-2-"L"-15/X2-N-Ö-VA-1"	31
361500	MRS-350-M18-20-S	26	813400	KAS-80-23-A-M22	10	KF...	KFX-5-2-"L"-15/X2-N-S-VA-1"	31
400200	KAS-40-A12-N	18	813600	KAS-80-23-S-M22	10	KF...	KFX-5-2-"L"-15/X2-P-Ö-VA-1"	31
400400	KAS-40-A14-N	18	814400	KAS-80-30-A-Y5	10	KF...	KFX-5-2-"L"-15/X2-P-S-VA-1"	31
402300	KAS-40-35-N-M32-PTFE	18	815800	KAS-80-30-A-M32	12	N00012	N-132/1-01	25
498001	KXS-M8/25	29	816000	KAS-80-30-A-M32-Y5	12	N00015	N-132/2-01	25
498002	KXS-M12/25	29	816200	KAS-80-30-S-M32	12	N00017	N-132/2-10	25
498005	KXS-M32/70	29	816600	KAS-80-30-IL-M32	17	N00018	N-132/2-E-10	25
498500	KXA-5-1-P-A	29	818555	KAS-80-34-A-M32-PTFE/V2A-Y5	12	NA0002	EG III-130	28
498501	KXA-5-1-N-A	29	819200	KAS-80-35-A-Y5	10			
498503	KXA-5-1-P-A-MINI	29	819255	KAS-80-35-A-M32-PTFE-100°C	13			
498505	KXA-5-1-N-A-MINI	29	820200	KAS-80-35-A-M32	13			
522000	EG I-130	28	820400	KAS-80-35-A-M32-Y5	13			
522100	EG I-130-TD	28	820600	KAS-80-35-S-M32	13			
522300	EG II-130	28	825510	KAS-80-50-A-Y5	14			
544120	SW-600-G¼"/28-IL	27	901800	KAS-90-30-S-M32	12			
544140	SW-600-G½"/28-IL	27	901900	KAS-90-30-Ö-M32	12			
544220	SW-600-G¼"/28-S	27	902400	KAS-90-32-S-M32	13			
544240	SW-600-G½"/28-S	27	902500	KAS-90-32-Ö-M32	13			
601000	IAS-60-A13-S	22	AF0004	KFA-5-1-P-A-Y50	31			
601200	IAS-60-A13-Ö	22	AF0005	KFA-5-1-N-A-Y50	31			
700150	KAS-70-A12-A	8	AF0014	KFA-1-200-IL-4-KL-Y70	30			
700724	KAS-70-A12-A-Y5	8	AF0015	KFA-1-500-IL-4-KL-Y70	30			
701981	KAS-70-A13-A-Y5	9	AF0016	KFA-1-1000-IL-4KL-Y70	30			
704091	KAS-70-A23-A-Y5	9	AF0017	KFA-1-2000-IL-4-KL-Y70	30			
705200	KAS-70-A14-A	10	IA0001	IAS-10-14-S-PTFE,5m	21			
705400	KAS-70-A14-A-Y5	11	IA0246	IAS-20-A12-S	21			
705600	KAS-70-A14-A-K	11	IA0247	IAS-10-A12-S	21			
708200	KAS-70-A24-A-Y5	11	IA0248	IAS-10-A22-S	21			
708400	KAS-70-A24-A-K	11	IA0249	IAS-20-A22-S	21			
711600	KAS-70-20-A	9	IA0250	IAS-20-A13-S	22			
713400	KAS-70-23-A-M22	10	IA0251	IAS-10-A13-S	22			
713600	KAS-70-23-S-M22	10	IA0254	IAS-10-6.5/15-S	20			
714400	KAS-70-30-A-Y5	10	IA0258	IAS-30-A23-N-K	24			

All specifications are subject to change without notice. (03/2011)

TYPE SELECTION IN TYPE DESCRIPTION ORDER

Type description	Art.-No.	Page	Type description	Art.-No.	Page	Type description	Art.-No.	Page
EG I-130	522000	28	KAS-70-35-A-M32-Y5	720400	13	KAS-90-A24-uC-S/Ö-NL-Y1	KA0788	11
EG I-130-TD	522100	28	KAS-70-35-A-Y5	719200	10	KAS-95-32-1CO-K-M32-PBT-TD	KA0822	15
EG II-130	522300	28	KAS-70-35-S-M32	720600	13	KAS-95-32-1CO-K-PBT-TD	KA0858	15
EG III-130	NA0002	28	KAS-70-50-A-Y5	725510	14	KAS-95-A24-1CO-K-PBT-TD	KA0842	15
IAS-10-04-Ö	113650	20	KAS-70-A12-A	700150	8	KFA-1-1000-IL-4KL-Y70	AF0016	30
IAS-10-04-S	113610	20	KAS-70-A12-A-Y5	700724	8	KFA-1-2000-IL-4KL-Y70	AF0017	30
IAS-10-14-S-PTFE,5m	IA0001	21	KAS-70-A13-A-Y5	701981	9	KFA-1-200-IL-4KL-Y70	AF0014	30
IAS-10-6.5/15-S	IA0254	20	KAS-70-A14-A	705200	10	KFA-1-500-IL-4KL-Y70	AF0015	30
IAS-10-A12-S	IA0247	21	KAS-70-A14-A-K	705600	11	KFA-5-1-N-A-Y50	AF0005	31
IAS-10-A13-IL	105750	23	KAS-70-A14-A-Y5	705400	11	KFA-5-1-P-A-Y50	AF0004	31
IAS-10-A13-S	IA0251	22	KAS-70-A23-A-Y5	704091	9	KFS-1-"L"-M"-VA-1"	KF...	30
IAS-10-A14-A	108380	22	KAS-70-A24-A-K	708400	11	KFS-1-"L"-M"-Y75	KF...	30
IAS-10-A14-IL	110950	23	KAS-70-A24-A-StEx-N	KA0085	19	KFS-5-1-"L"-15-Y55	KF...	31
IAS-10-A14-S	108400	22	KAS-70-A24-A-Y5	708200	11	KFX-5-2-"L"-15/X2-N-Ö-VA-1"	KF...	31
IAS-10-A22-S	IA0248	21	KAS-80-20-A	811600	9	KFX-5-2-"L"-15/X2-N-S-VA-1"	KF...	31
IAS-10-A22-S-100°C	102417	22	KAS-80-20-A-M22	KA0272	9	KFX-5-2-"L"-15/X2-P-Ö-VA-1"	KF...	31
IAS-10-A23-IL	108350	23	KAS-80-20-S	811800	9	KFX-5-2-"L"-15/X2-P-S-VA-1"	KF...	31
IAS-10-A24-IL	113550	23	KAS-80-23-A-M22	813400	10	KXA-5-1-N-A	498501	29
IAS-10-M5-Ö	114110	20	KAS-80-23-S-M22	813600	10	KXA-5-1-N-A-MINI	498505	29
IAS-10-M5-Ö-Y7	114450	20	KAS-80-26-A-1200-PP-11/2"-PH-ET	KA0786	16	KXA-5-1-P-A	498500	29
IAS-10-M5-S	114010	20	KAS-80-26-A-200-PP-11/2"-PH-ET	KA0780	16	KXA-5-1-P-A-MINI	498503	29
IAS-10-M5-S-Y7	114400	20	KAS-80-26-A-280-PP-11/2"-PH-ET	KA0758	16	KXS-M12/25	498002	29
IAS-10-M8-Ö	IA0275	21	KAS-80-26-A-400-PP-11/2"-PH-ET	KA0782	16	KXS-M32/70	498005	29
IAS-10-M8-Ö-Y7	100310	21	KAS-80-26-A-800-PP-11/2"-PH-ET	KA0784	16	KXS-M8/25	498001	29
IAS-10-M8-S	IA0273	21	KAS-80-26-A-PTFE-1"-100°C	KA0277	14	MRS-300-M12-10-S	360100	26
IAS-10-M8-S-Y7	100200	21	KAS-80-30-A-M32	815800	12	MRS-300-M12-20-S	360300	26
IAS-20-04-Ö	213650	20	KAS-80-30-A-M32-Y5	816000	12	MRS-300-M18-10-S	360500	26
IAS-20-04-S	213610	20	KAS-80-30-A-Y5	814400	10	MRS-300-M18-20-S	360700	26
IAS-20-A12-S	IA0246	21	KAS-80-30-IL-M32	816600	17	MRS-350-M12-10-S	360900	26
IAS-20-A13-S	IA0250	22	KAS-80-30-S-M32	816200	12	MRS-350-M12-20-S	361100	26
IAS-20-A14-A	208380	22	KAS-80-34-35/100-A-PTFE/VA-StEx-N	KA0377	19	MRS-350-M18-10-S	361300	26
IAS-20-A14-S	208400	22	KAS-80-34-A-1"-PTFE/Ms-Y5	KA0528	14	MRS-350-M18-20-S	361500	26
IAS-20-A22-S	IA0249	21	KAS-80-34-A-M32-PTFE/V2A-Y5	818555	12	N-132/1-01	N00012	25
IAS-20-M5-Ö	214110	20	KAS-80-34-A-M32-StEx-N	KA0356	19	N-132/2-01	N00015	25
IAS-20-M5-S	214010	20	KAS-80-35-A-M32	820200	13	N-132/2-10	N00017	25
IAS-30-35-N-M32	302800	24	KAS-80-35-A-M32-PTFE-100°C	819255	13	N-132/2-E-10	N00018	25
IAS-30-A12-N	300100	24	KAS-80-35-A-M32-StEx-N	KA0086	19	Female connector No. 57a	193385	17
IAS-30-A14-N	300500	24	KAS-80-35-A-M32-Y5	820400	13	SW-600-G¼"/28-IL	544120	27
IAS-30-A23-N-K	IA0258	24	KAS-80-35-A-Y5	819200	10	SW-600-G¼"/28-S	544220	27
IAS-60-A13-Ö	601200	22	KAS-80-35-S-M32	820600	13	SW-600-G½"/28-IL	544140	27
IAS-60-A13-S	601000	22	KAS-80-50-A-Y5	825510	14	SW-600-G½"/28-S	544240	27
KAS-2000-34-M32-PTFE/V2A-160°C	771100	14	KAS-80-A12-A	800150	8			
KAS-2000-35-M32	770800	13	KAS-80-A12-A-Y5	800724	8			
KAS-40-35-N-M32-PTFE	402300	18	KAS-80-A12-IL	800400	17			
KAS-40-A12-N	400200	18	KAS-80-A12-S	800200	8			
KAS-40-A14-N	400400	18	KAS-80-A13-A-Y5	801981	9			
KAS-40-A23-N-Y5	KA0560	18	KAS-80-A14-A	805200	10			
KAS-70-20-A	711600	9	KAS-80-A14-A-K	805600	11			
KAS-70-20-A-M22	KA0273	9	KAS-80-A14-A-Y5	805400	11			
KAS-70-23-A-M22	713400	10	KAS-80-A14-IL	806400	17			
KAS-70-23-S-M22	713600	10	KAS-80-A14-S	806000	10			
KAS-70-26-A-1200-PP-11/2"-PH-ET	KA0787	16	KAS-80-A14-S-K	807200	11			
KAS-70-26-A-200-PP-11/2"-PH-ET	KA0781	16	KAS-80-A21-S-Y7	800130	8			
KAS-70-26-A-280-PP-11/2"-PH-ET	KA0776	16	KAS-80-A22-A-Y5	800736	8			
KAS-70-26-A-400-PP-11/2"-PH-ET	KA0783	16	KAS-80-A23-A-Y5	804091	9			
KAS-70-26-A-800-PP-11/2"-PH-ET	KA0785	16	KAS-80-A23-S-K-PTFE-IP68	803666	9			
KAS-70-26-A-PTFE-1"-100°C	KA...	14	KAS-80-A24-A-K	808400	11			
KAS-70-30-A-M32	715800	12	KAS-80-A24-A-StEx-N	KA0084	19			
KAS-70-30-A-M32-Y5	716000	12	KAS-80-A24-A-Y5	808200	11			
KAS-70-30-A-Y5	714400	10	KAS-80-A24-S-K	809600	11			
KAS-70-30-S-M32	716200	12	KAS-90-30-Ö-M32	901900	12			
KAS-70-34-A-M32-PTFE/V2A-Y5	718555	12	KAS-90-30-S-M32	901800	12			
KAS-70-34-A-M32-StEx-N	KA...	19	KAS-90-32-Ö-M32	902500	13			
KAS-70-35-A-M32	720200	13	KAS-90-32-S-M32	902400	13			
KAS-70-35-A-M32-PTFE-100°C	719255	13						

SENSORS FOR INDUSTRIAL AUTOMATION

CAPACITIVE • INDUCTIVE MAGNETORESISTIVE CALORIMETRIC

Ask for further catalogues:

CAPACITIVE SENSORS KAS

CAPACITIVE SENSORS KXS

CAPACITIVE LEVEL MEASURING SYSTEMS

INDUCTIVE SENSORS IAS

MAGNETO RESISTIVE SENSORS

POWER SUPPLIES AND CONTROLLERS

OPTOELECTRONIC SENSORS

FLOW SENSORS

ATEX CERTIFIED PRODUCTS

CONDUCTIVITY SENSORS

Your Representative



RECHNER

INDUSTRIE-ELEKTRONIK GmbH

Gaußstraße 8-10 68623 Lampertheim Germany

Tel. (0 62 06) 50 07-0 Fax (0 62 06) 50 07-36 Fax Intl. +49 (0) 62 06 50 07-20

www.rechner-sensors.com

e-mail: info@rechner-sensors.de